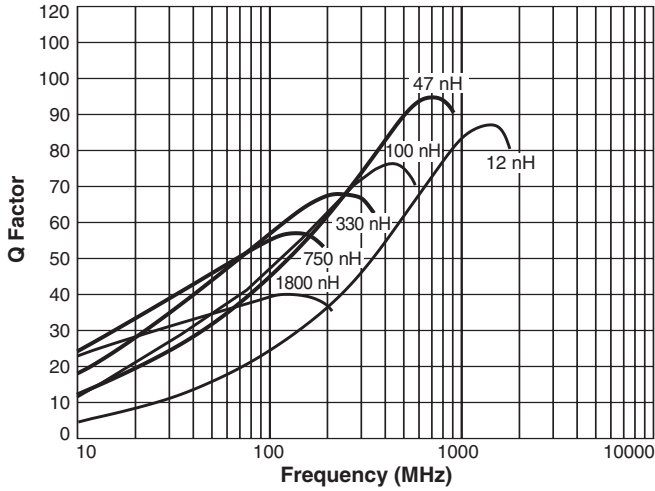


Chip Inductors—1008CS Series (2520)

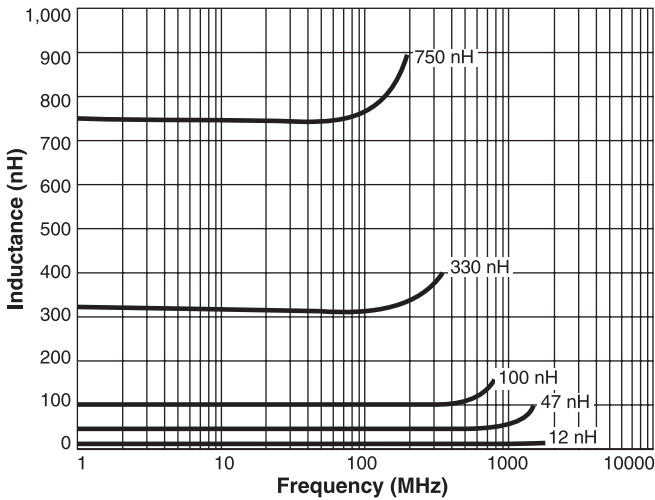


- High SRF and excellent Q values
- Tight tolerances, many values at 1%
- 40 inductance values from 10 nH to 8.2 μH

Typical Q vs Frequency



Typical L vs Frequency



Designer's Kit C300 contains 10 each of all 5% tolerance values

Core material Ceramic

Environmental RoHS compliant, halogen free

Terminations RoHS compliant silver-palladium-platinum-glass frit. Other terminations available at additional cost.

Weight 29.6 – 37.4 mg

Ambient temperature –40°C to +125°C with Irms current

Maximum part temperature +140°C (ambient + temp rise).

Storage temperature Component: –40°C to +140°C.

Tape and reel packaging: –40°C to +80°C

Resistance to soldering heat Max three 40 second reflows at +260°C, parts cooled to room temperature between cycles

Temperature Coefficient of Inductance (TCL) +25 to +125 ppm/°C

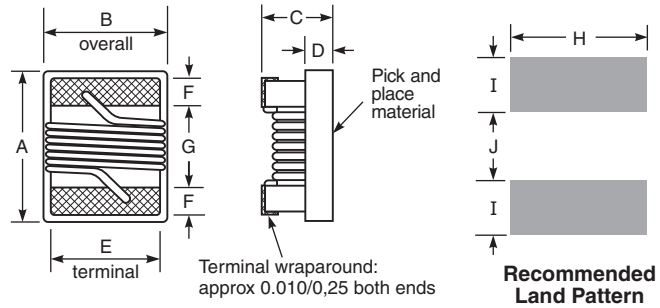
Moisture Sensitivity Level (MSL) 1 (unlimited floor life at <30°C / 85% relative humidity)

Failures in Time (FIT) / Mean Time Between Failures (MTBF)

One per billion hours / one billion hours, calculated per Telcordia SR-332

Packaging 2000 per 7" reel; 7500 per 13" reel. Plastic tape: 8 mm wide, 0.3 mm thick, 4 mm pocket spacing, 2.0 mm pocket depth

PCB washing Tested to MIL-STD-202 Method 215 plus an additional aqueous wash. See [Doc787_PCB_Washing.pdf](#).



A	B	C	D	E	F	G	H	I	J
max	max	max	ref						
0.115	0.110	0.080	0.020	0.080	0.020	0.060	0.100	0.040	0.050
2,92	2,79	2,03	0,51	2,03	0,51	1,52	2,54	1,02	1,27

Note: Height dimension (C) is before optional solder application. For maximum height dimension including solder, add 0.006 in / 0,152 mm.

S-Parameter files

ON OUR WEB SITE

SPICE models

ON OUR WEB SITE

1008CS Series (2520)

Part number ¹	Inductance ² (nH)	Percent tolerance ³	Q min ⁴	SRF min ⁵ (MHz)	DCR max ⁶ (Ohms)	Irms ⁷ (mA)	Color code ⁸
1008CS-100X_E_	10 @ 50 MHz	5,2	50 @ 500 MHz	4100	0.08	1000	Black
1008CS-120X_E_	12 @ 50 MHz	5,2	50 @ 500 MHz	3300	0.09	1000	Red
1008CS-150X_E_	15 @ 50 MHz	5,2	50 @ 500 MHz	2500	0.10	1000	Orange
1008CS-180X_E_	18 @ 50 MHz	5,2	50 @ 350 MHz	2500	0.11	1000	Yellow
1008CS-220X_E_	22 @ 50 MHz	5,2,1	55 @ 350 MHz	2400	0.12	1000	Blue
1008CS-270X_E_	27 @ 50 MHz	5,2	55 @ 350 MHz	1600	0.13	1000	Black
1008CS-330X_E_	33 @ 50 MHz	5,2	60 @ 350 MHz	1600	0.14	1000	Orange
1008CS-390X_E_	39 @ 50 MHz	5,2,1	60 @ 350 MHz	1500	0.15	1000	Violet
1008CS-470X_E_	47 @ 50 MHz	5,2,1	65 @ 350 MHz	1500	0.16	1000	Red
1008CS-560X_E_	56 @ 50 MHz	5,2,1	65 @ 350 MHz	1300	0.18	1000	Yellow
1008CS-680X_E_	68 @ 50 MHz	5,2,1	65 @ 350 MHz	1300	0.20	1000	Gray
1008CS-820X_E_	82 @ 50 MHz	5,2,1	60 @ 350 MHz	1000	0.22	1000	Red
1008CS-101X_E_	100 @ 25 MHz	5,2,1	60 @ 350 MHz	1000	0.56	650	Violet
1008CS-121X_E_	120 @ 25 MHz	5,2,1	60 @ 350 MHz	950	0.63	650	White
1008CS-151X_E_	150 @ 25 MHz	5,2,1	45 @ 100 MHz	850	0.70	580	Red
1008CS-181X_E_	180 @ 25 MHz	5,2,1	45 @ 100 MHz	750	0.77	620	Orange
1008CS-221X_E_	220 @ 25 MHz	5,2,1	45 @ 100 MHz	700	0.84	500	Green
1008CS-271X_E_	270 @ 25 MHz	5,2,1	45 @ 100 MHz	600	0.91	500	White
1008CS-331X_E_	330 @ 25 MHz	5,2,1	45 @ 100 MHz	570	1.05	450	Orange
1008CS-391X_E_	390 @ 25 MHz	5,2,1	45 @ 100 MHz	500	1.12	470	Blue
1008CS-471X_E_	470 @ 25 MHz	5,2,1	45 @ 100 MHz	450	1.19	470	Black
1008CS-561X_E_	560 @ 25 MHz	5,2,1	45 @ 100 MHz	415	1.33	400	Green
1008CS-621X_E_	620 @ 25 MHz	5,2,1	45 @ 100 MHz	375	1.40	300	Blue
1008CS-681X_E_	680 @ 25 MHz	5,2,1	45 @ 100 MHz	375	1.47	400	Gray
1008CS-751X_E_	750 @ 25 MHz	5,2,1	45 @ 100 MHz	360	1.54	360	Black
1008CS-821X_E_	820 @ 25 MHz	5,2,1	45 @ 100 MHz	350	1.61	400	Brown
1008CS-911X_E_	910 @ 25 MHz	5,2,1	35 @ 50 MHz	320	1.68	380	Red
1008CS-102X_E_	1000 @ 25 MHz	5,2,1	35 @ 50 MHz	290	1.75	370	Yellow
1008CS-122X_E_	1200 @ 7.9 MHz	5,2	35 @ 50 MHz	250	2.00	310	Blue
1008CS-132X_E_	1300 @ 7.9 MHz	5,2	25 @ 50 MHz	200	2.25	310	Red
1008CS-152X_E_	1500 @ 7.9 MHz	5,2	28 @ 50 MHz	200	2.3	330	Gray
1008CS-182X_E_	1800 @ 7.9 MHz	5,2	28 @ 50 MHz	160	2.6	300	Brown
1008CS-222X_E_	2200 @ 7.9 MHz	5,2	28 @ 50 MHz	160	2.8	280	Orange
1008CS-272X_E_	2700 @ 7.9 MHz	5,2	22 @ 25 MHz	140	3.2	290	Green
1008CS-332X_E_	3300 @ 7.9 MHz	5,2	22 @ 25 MHz	110	3.4	290	Violet
1008CS-392X_E_	3900 @ 7.9 MHz	5,2	20 @ 25 MHz	100	3.6	260	Gray
1008CS-472X_E_	4700 @ 7.9 MHz	5,2	20 @ 25 MHz	90	4.0	260	White
1008CS-562XJE_	5600 @ 7.9 MHz	5	16 @ 7.9 MHz	20	4.0	240	Black
1008CS-682XJE_	6800 @ 7.9 MHz	5	18 @ 7.9 MHz	40	4.9	200	Brown
1008CS-822XJE_	8200 @ 2.5 MHz	5	18 @ 7.9 MHz	25	6.0	170	Red

1. When ordering, specify **tolerance, termination and packaging** codes:**1008CS-472XJEC**

- Tolerance:** F = 1% G = 2% J = 5%
(Table shows stock tolerances in bold.)
- Termination:** E = Halogen free component. RoHS compliant silver-palladium-platinum-glass frit terminations.
L = RoHS compliant, not halogen-free. Silver-palladium-platinum-glass frit terminations.
Special order: T = RoHS tin-silver-copper (95.5/4/0.5) or S = non-RoHS tin-lead (63/37).
- Packaging:** C = 7" machine-ready reel. EIA-481 embossed plastic tape (2000 per full reel).
D = 13" machine-ready reel. EIA-481 embossed plastic tape. Factory order only, not stocked (7500 per full reel).

2. Inductance measured using a Coilcraft SMD-A fixture in an Agilent/HP 4286A impedance analyzer with Coilcraft-provided correlation pieces.
3. Tolerances in bold are stocked for immediate shipment.
4. Q measured using an Agilent/HP 4291A with an Agilent/HP 16193 test fixture.
5. SRF measured using an Agilent/HP 8753D network analyzer and a Coilcraft SMD-D test fixture.
6. DCR measured on a Cambridge Technology micro-ohmmeter and a Coilcraft CCF840 test fixture.
7. Current that causes a 15°C temperature rise from 25°C ambient. This information is for reference only and does not represent absolute maximum ratings.
8. Current production parts are marked with one dot. Prior production parts were marked with three dots. Single color dots are not unique identifiers and correspond to multiple inductance values. Part marking does not indicate polarity.
9. Electrical specifications at 25°C.
Refer to Doc 362 "Soldering Surface Mount Components" before soldering.



www.coilcraft.com

US +1-847-639-6400 sales@coilcraft.com
 UK +44-1236-730595 sales@coilcraft-europe.com
 Taiwan +886-2-2264 3646 sales@coilcraft.com.tw
 China +86-21-6218 8074 sales@coilcraft.com.cn
 Singapore +65-6484 8412 sales@coilcraft.com.sg

Document 101-2 Revised 08/03/15

© Coilcraft Inc. 2019

This product may not be used in medical or high risk applications without prior Coilcraft approval. Specification subject to change without notice. Please check web site for latest information.

