

DIN Rail Mount 22,5 mm ENRM Part number 84870210



- Regulation of 1 or 2 levels (min / max)
- Monitoring filling (UP) or emptying (DOWN) selected by a switch on the front panel
- Probes supplied with AC current
- Time delay preventing wave effect adjustable from 0.1 to 5s (ENRM)
- Sensitivity adjustable on front panel from 250 Ω to 1 M.Ω (ENRM)
- Sensitivity adjustable on front panel from 5 KΩ to 100 k Ω (ENR)

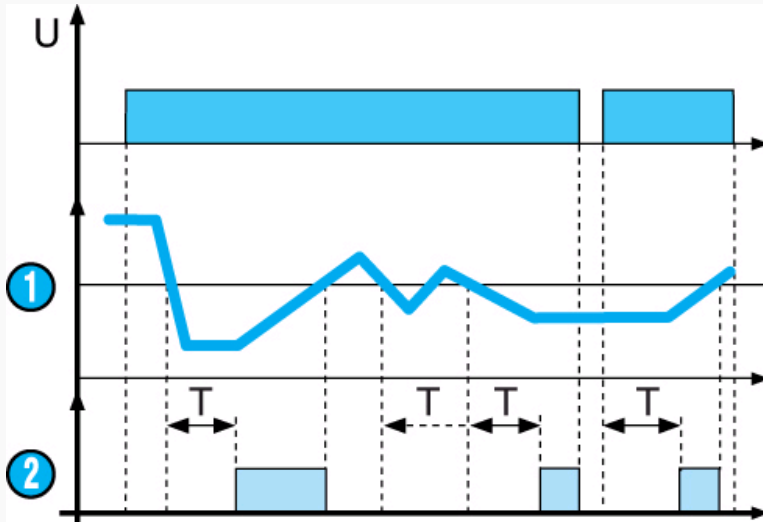
Part numbers

Type	Characteristics	Voltages
84 870 210 ENRM	Monitoring filling (UP) Monitoring emptying (DOWN)	24 →240 V AC/DC

Specifications

Operating range	24 →240 V AC/DC
Operating range	20,4 →264 V AC/DC
Maximum power consumption	AC 5 VA, DC 1,5 W
Adjustable sensitivity	5 KΩ→100 KΩ
Measurement accuracy (at maximum sensitivity)	± 30 %
Electrode voltage (max)	12 V
Electrode current (maximum)	1 mA
Maximum cable capacity	10 nF
Response time high level	300 ms
Response time low level	500 ms
Output relay (according to AC1 resistive load)	1 changeover relay 8 A AC max.
Isolation of contacts and electrodes from power supply	2,5 kV AC
Operating temperature range (°C)	-20 →+50 °C
Storage temperature range (°C)	-40 →+70 °C
Weight (g)	91

Principles



Monitoring a level, filling function, activation time

(level : 1 - on delay, function Up LS (Low Sensitivity : 250 Ω to 5 kΩ), Up St (Standard Sensitivity : 5 kΩ to 100 kΩ), Up HS (High Sensitivity : 50 kΩ to 1 MΩ).

When the level of liquid drops below the probe for a period exceeding the value of time delay T set on the front panel, the relay energises and remains on until the level of liquid reaches the probe again.

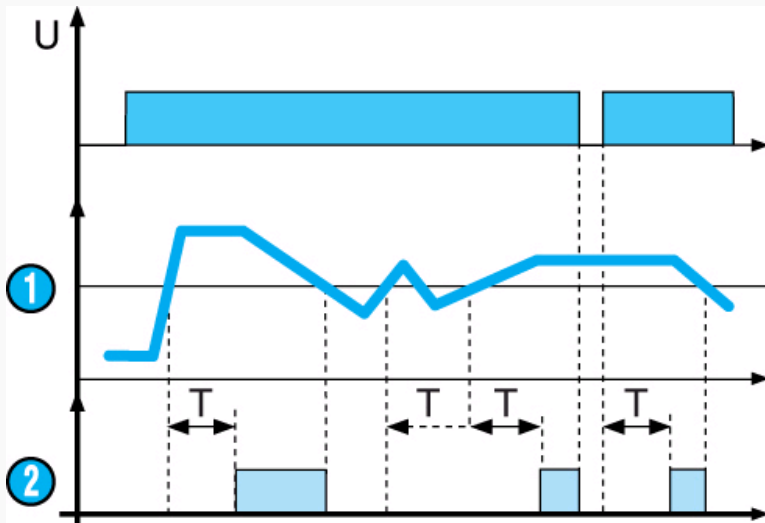
If the level of liquid returns above the level set before the time delay elapses, the relay does not come on.

Note

When the power returns after a power break, the output relay only energises after time delay T if the level of liquid is below the threshold.

N°	Legend
1	Level

Principles



Monitoring a level, emptying function, activation time

(level : 1 - on delay, function Dwn LS (Low Sensitivity : 250 Ω to 5 kΩ), Dwn St (Standard Sensitivity : 5 kΩ to 100 kΩ), Dwn HS (High Sensitivity : 50 kΩ to 1 MΩ).

When the level of liquid rises above the probe for a period exceeding the value of time delay T set on the front panel, the relay energises and remains on until the level of liquid drops back below the probe.

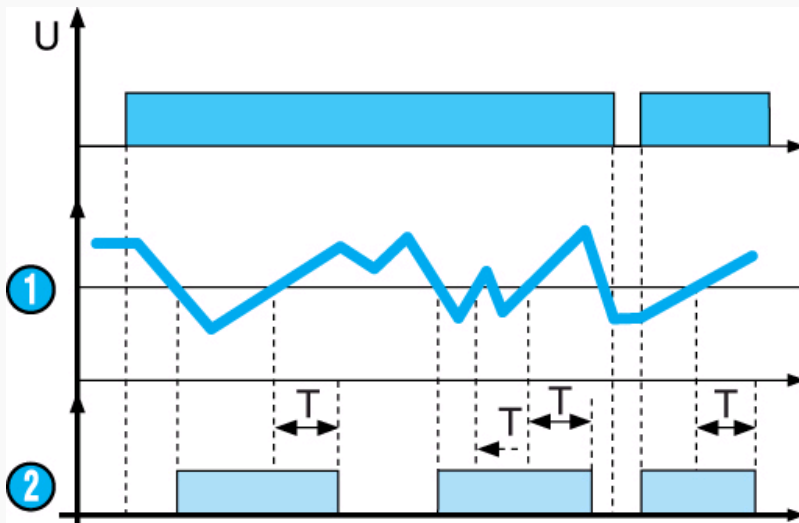
If the level of liquid drops back below the level set before the time delay elapses the relay does not come on.

Note

When the power returns after a power break, the output relay only energises after delay time T if the level of liquid is above the threshold.

N°	Legend
①	Level
②	Relay

Principles



Monitoring a level, filling function, deactivation time

(level : 1 - off delay, function Up LS (Low Sensitivity : 250 Ω to 5 kΩ) or Up St (Standard Sensitivity : 5 kΩ to 100 kΩ) or Up HS (High Sensitivity : 50 kΩ to 1 MΩ).

When the liquid level drops below the probe the relay energises immediately and remains on until the level of liquid reaches the probe again and remains above it for a period exceeding time delay T set on the front panel.

If the level of liquid drops back below the level set before the time delay elapses, the relay remains on.

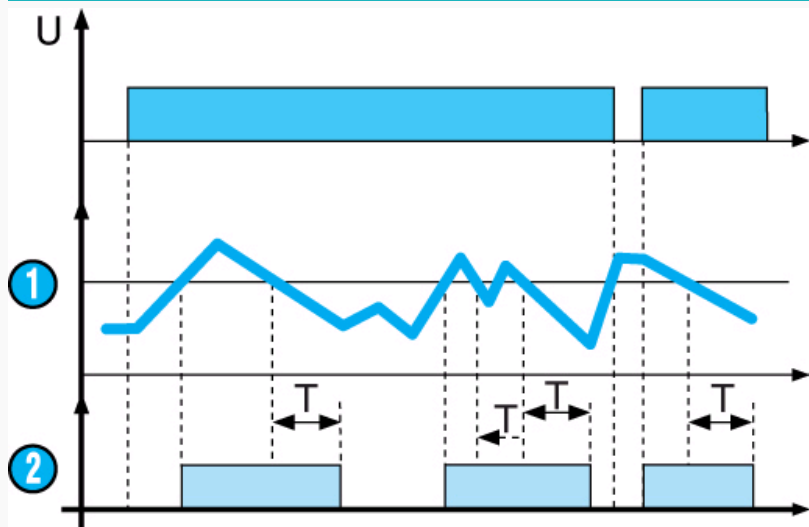
Note

When the power returns after a power break, the output relay energises immediately if the liquid level is below the threshold.

N°	Legend
①	Level

②	Relay
---	-------

Principles



Monitoring a level, emptying function, deactivation time

(level : 1 - off delay, function Dwn LS (Low Sensitivity : 250 Ω to 5 kΩ) or Dwn St (Standard Sensitivity : 5 kΩ to 100 kΩ) or Dwn HS (High Sensitivity : 50 kΩ to 1 MΩ).

When the level of liquid rises above the probe the relay energises immediately and remains on until the level of liquid drops back below the probe for a period exceeding the value of time delay T set on the front panel.

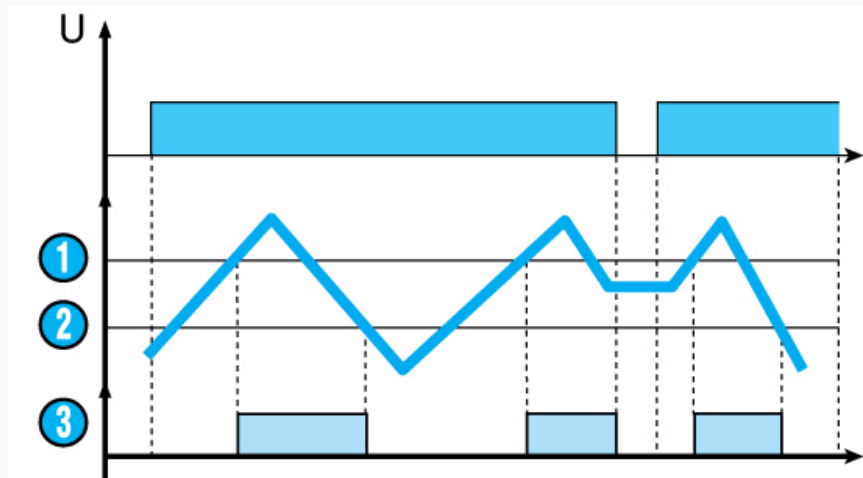
If the level of liquid returns above the level set before the time delay elapses the relay remains on.

Note

When the power returns after a power break, the output relay energises immediately if the level of liquid is above the threshold.

N°	Legend
①	Level
②	Relay

Principles



Monitoring two levels, emptying function

(level : 2, function Dwn LS (Low Sensitivity : 250 Ω to 5 kΩ), Dwn St (Standard Sensitivity : 5 kΩ to 100 kΩ), Dwn HS (High Sensitivity : 50 kΩ to 1 MΩ).

The output relay remains open as long as the level of liquid has not reached the maximum probe. Once the maximum level is reached the contact closes and the tank can then be emptied (valve opened, pump started, etc). When the level drops below the minimum level the contact opens and interrupts the emptying process.

Note : when monitoring two levels the time delay preventing the wave effect is not in operation.

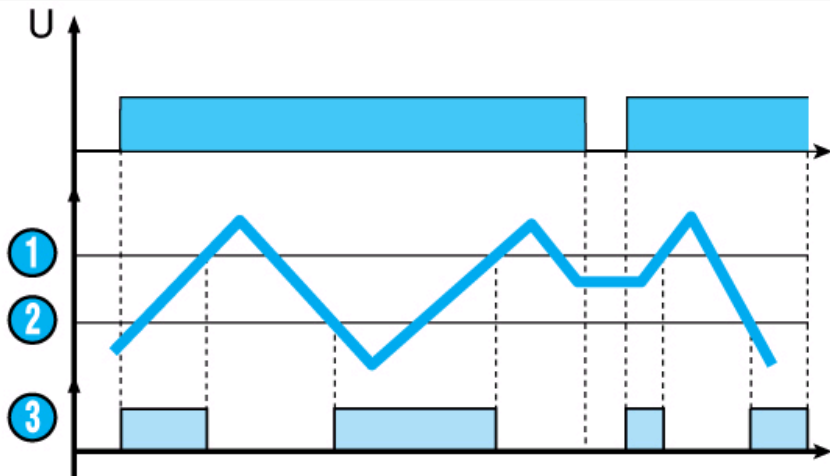
Note

When the power returns after a power break, the output relay energises immediately if the level of liquid is above the threshold.

N°	Legend
①	Maximum level
②	Minimum level

Output relay : Down

Principles



Monitoring two levels, filling function

(level : 2, function Up LS (Low Sensitivity : 250 Ω to 5 kΩ) or Up St (Standard Sensitivity : 5 kΩ to 100 kΩ) or Up HS (High Sensitivity : 50 kΩ to 1 MΩ).

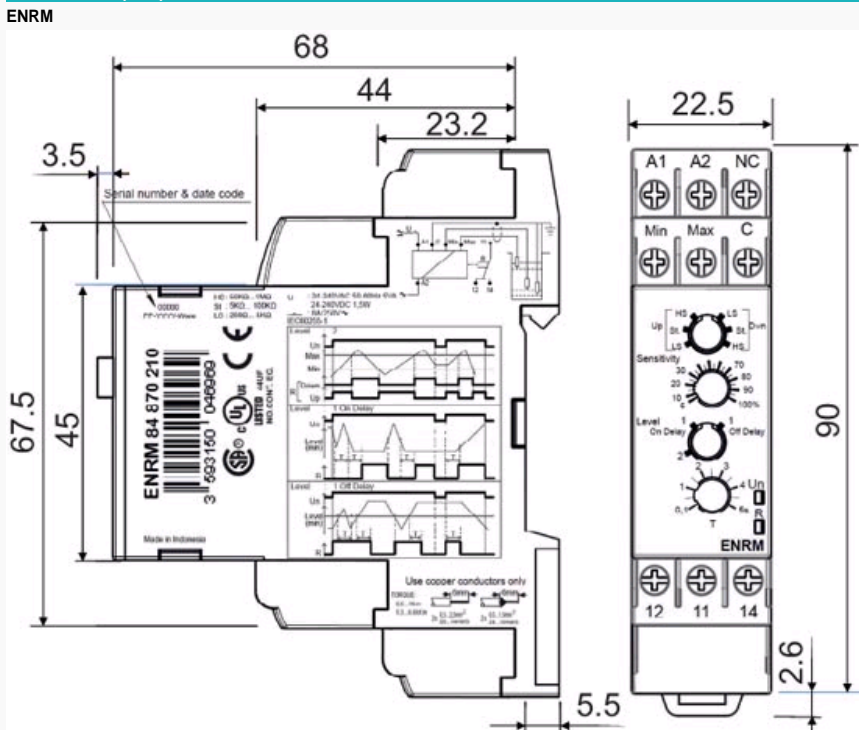
The output relay remains on as long as the level of liquid has not reached the maximum probe. As soon as the maximum level is reached the contact opens and pumping stops. When the level drops below the minimum level the contact closes again and pumping restarts to bring the level of liquid back up.

Note : When monitoring the two levels the time delay preventing the wave effect is not in operation.

Note
When the power returns after a power break, the output relay energises immediately if the level of liquid is below the threshold.

N°	Legend
1	Maximum level
2	Minimum level
3	Output relay : Up

Dimensions (mm)



Connections

ENRM

