

Features

- Shielded construction
- Metal alloy powder core
- High saturation current
- Flat wire
- AEC-Q200 compliant
- RoHS compliant* and halogen free**

Applications

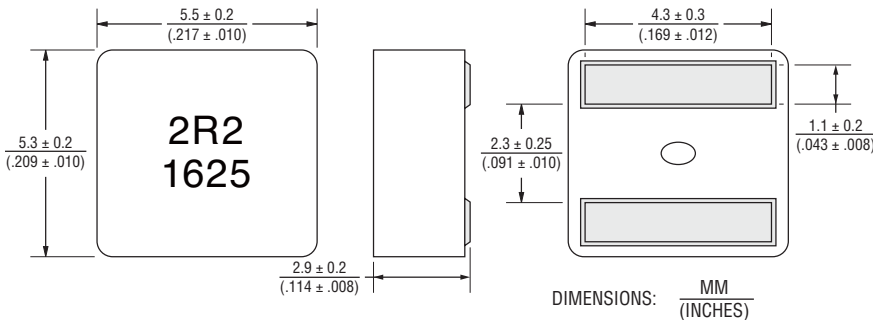
- Selected automotive applications:
 - Driver assistant
 - Infotainment
 - Lighting
- DC/DC converters
- Power supplies

SRP5030CA Series – Shielded Power Inductors

Electrical Specifications @ 25 °C

Bourns Part Number	Inductance @ 100 kHz / 0.1 V		SRF (MHz) Typ.	DCR (mΩ) Typ.	DCR (mΩ) Max.	I rms (A) Typ.		I sat (A) Typ.
	L (μH)	Tol. %				20 °C Temp. Rise	40 °C Temp. Rise	
	SRP5030CA-R15M	0.15				± 20 %	140	
SRP5030CA-R16M	0.16	± 20 %	140	2.12	2.33	14.2	22.2	35
SRP5030CA-R33M	0.33	± 20 %	110	3.20	3.52	13.8	19.2	28
SRP5030CA-R56M	0.56	± 20 %	73	4.05	4.52	13.6	17.7	22.2
SRP5030CA-R60M	0.60	± 20 %	68	4.11	4.52	13.6	17.7	22
SRP5030CA-R80M	0.80	± 20 %	57	5.14	5.65	10.1	13.1	20
SRP5030CA-R82M	0.82	± 20 %	54	5.25	5.78	9.9	12.9	19.7
SRP5030CA-1R0M	1.0	± 20 %	50	6.90	7.60	9.0	12.2	16.5
SRP5030CA-1R2M	1.2	± 20 %	43	8.80	9.70	8.5	11.0	15
SRP5030CA-1R5M	1.5	± 20 %	38	10.1	11.2	8.0	10.5	14
SRP5030CA-1R8M	1.8	± 20 %	36	11.5	12.7	7.6	10.1	12.3
SRP5030CA-2R2M	2.2	± 20 %	33	13.2	14.5	7.2	9.7	10
SRP5030CA-3R3M	3.3	± 20 %	25	21.0	23.1	5.9	8.1	9.5
SRP5030CA-4R7M	4.7	± 20 %	21	33.0	36.3	4.3	5.9	8.2

Product Dimensions

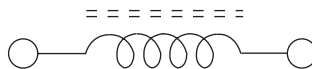


How to Order

SRP5030CA - 1R0M

Model _____
Value Code (see table) _____

Schematic



General Specifications

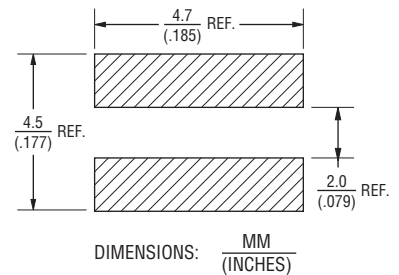
Operating Temperature-55 °C to +155 °C
(Temperature rise included)
Storage Temperature (Component)-55 °C to +155 °C
Rated Current..... Inductance drops 30 % at Isat
Temperature Rise20 or 40 °C at rated Irms!
MSL 1
ESD Classification (HBM)..... N/A

Note 1: Circuit design, component, PCB trace size and thickness, airflow and other cooling provisions all affect the part temperature. Part temperature should be verified in the end application.

Materials

Core..... Metal alloy powder
Wire..... Enameled copper
Terminal Finish Sn
Packaging..... 2000 pcs. per 13-inch reel

Recommended Layout



BOURNS®

Asia-Pacific: Tel: +886-2 2562-4117 • Email: asiacus@bourns.com

EMEA: Tel: +36 88 520 390 • Email: eurocus@bourns.com

The Americas: Tel: +1-951 781-5500 • Email: americus@bourns.com

www.bourns.com

* RoHS Directive 2015/863, Mar 31, 2015 and Annex.

**Bourns considers a product to be "halogen free" if (a) the Bromine (Br) content is 900 ppm or less; (b) the Chlorine (Cl) content is 900 ppm or less; and (c) the total Bromine (Br) and Chlorine (Cl) content is 1500 ppm or less.

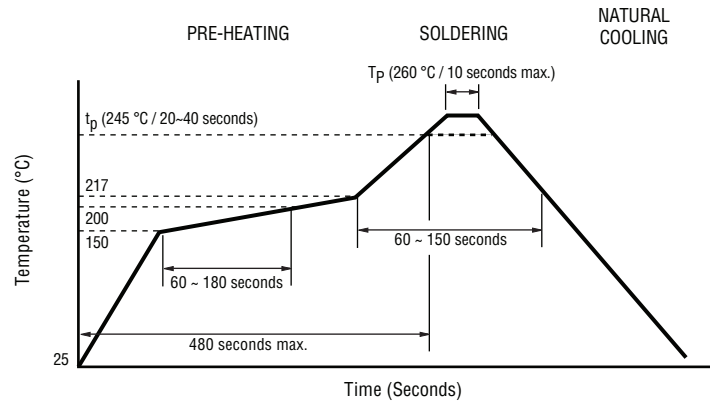
Specifications are subject to change without notice.

The device characteristics and parameters in this data sheet can and do vary in different applications and actual device performance may vary over time. Users should verify actual device performance in their specific applications.

SRP5030CA Series – Shielded Power Inductors

BOURNS®

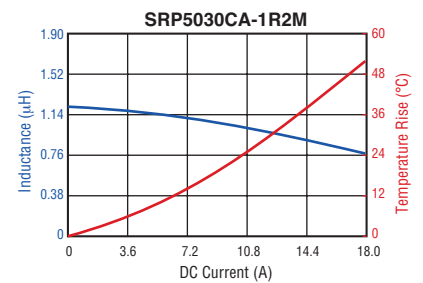
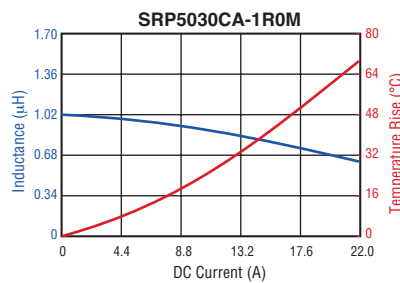
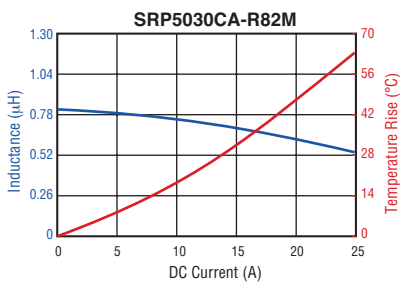
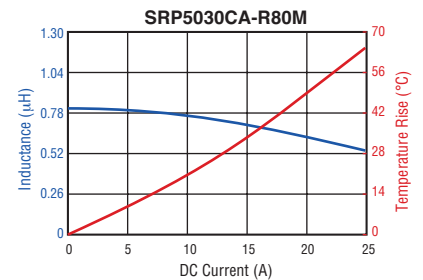
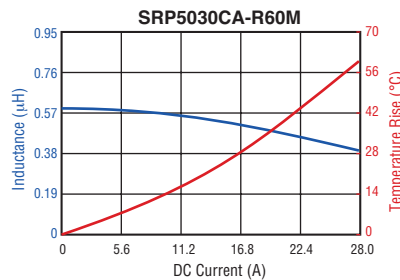
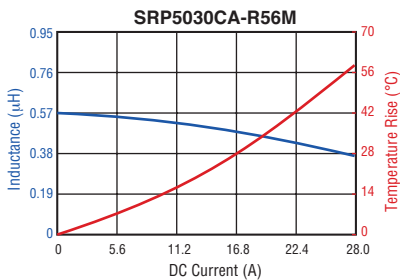
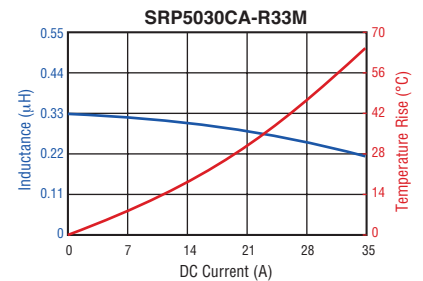
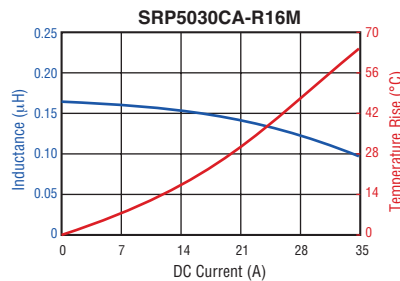
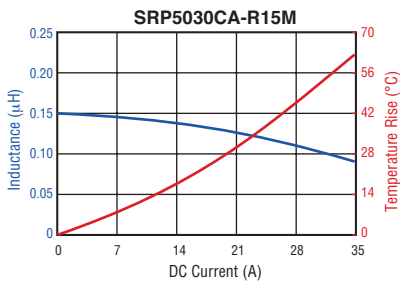
Soldering Profile



REFLOW TIMES: 3 MAX.

NOTE: 0.12 mm thick solder paste recommended.

L vs. I Charts

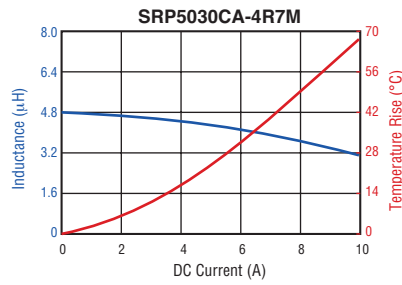
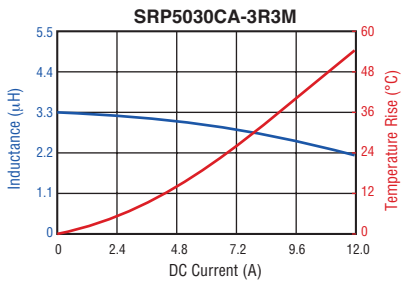
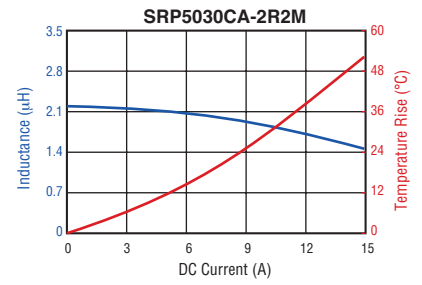
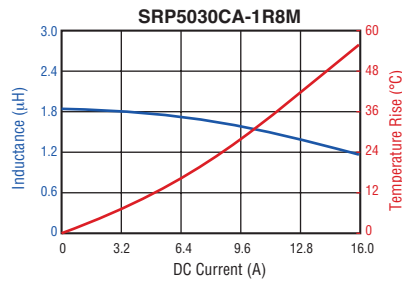
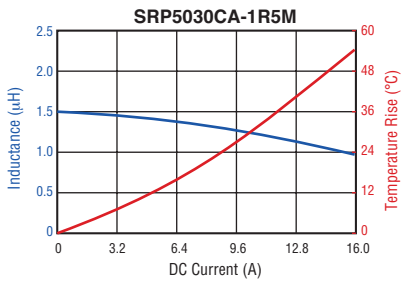


Specifications are subject to change without notice. The device characteristics and parameters in this data sheet can and do vary in different applications and actual device performance may vary over time. Users should verify actual device performance in their specific applications.

SRP5030CA Series – Shielded Power Inductors



L vs. I Charts (Continued)

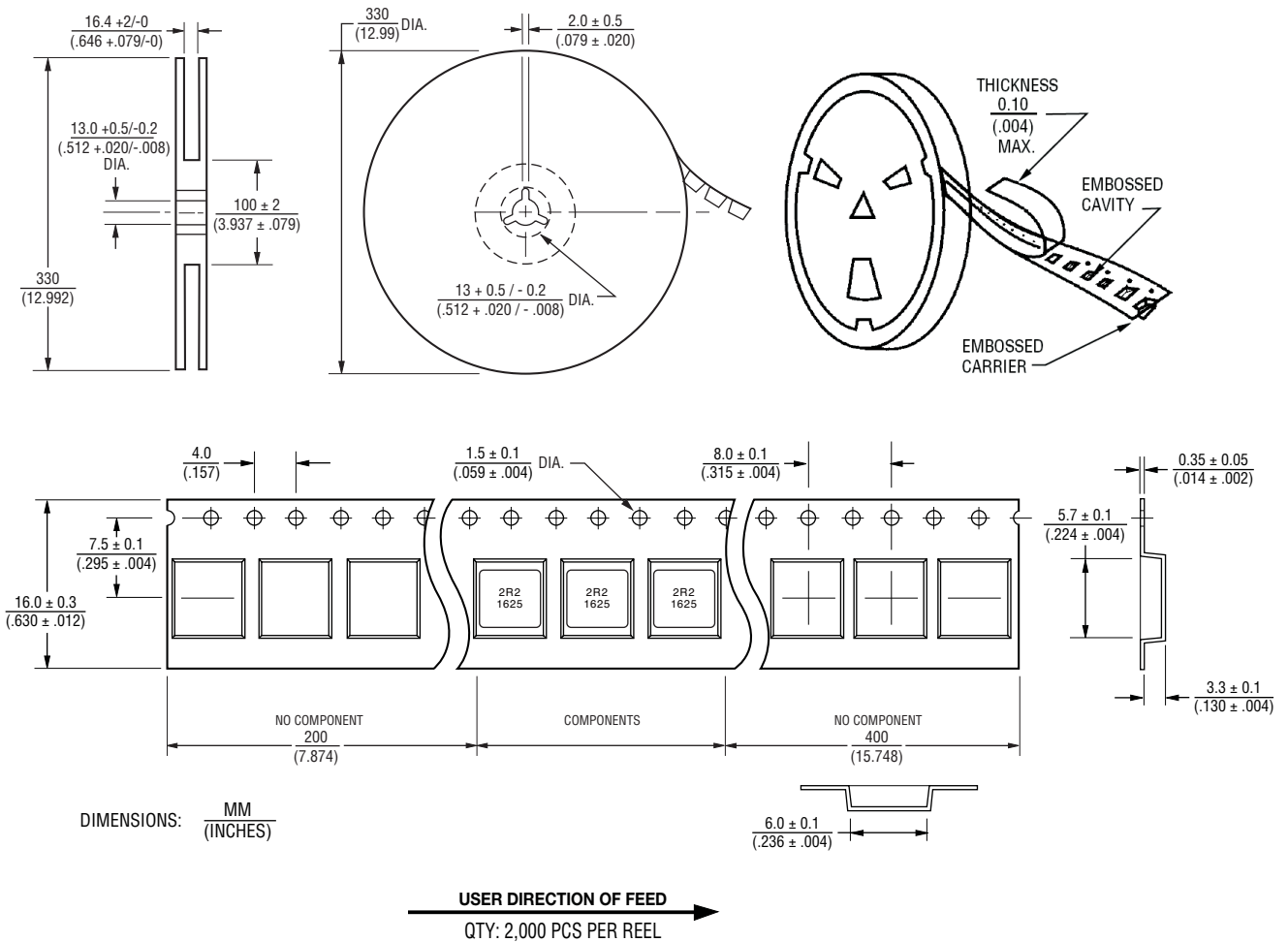


Specifications are subject to change without notice.
 The device characteristics and parameters in this data sheet can and do vary in different applications and actual device performance may vary over time.
 Users should verify actual device performance in their specific applications.

SRP5030CA Series – Shielded Power Inductors

BOURNS®

Packaging Specifications



05/18

Specifications are subject to change without notice.

The device characteristics and parameters in this data sheet can and do vary in different applications and actual device performance may vary over time. Users should verify actual device performance in their specific applications.