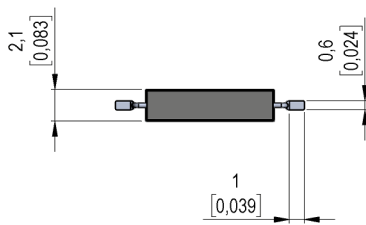
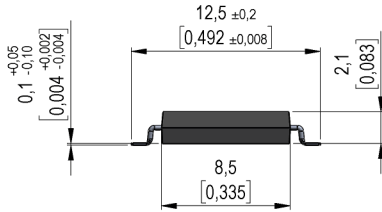



**Dimensions mm[inch]**  
tolerances according to DIN ISO 2768-m  
Toleranzen gem. DIN ISO 2768-m

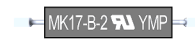


**Isometric**  
Scale 2:1  
Maßstab 2:1

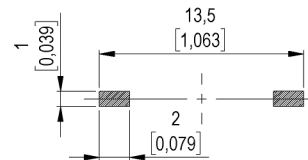


**Marking**

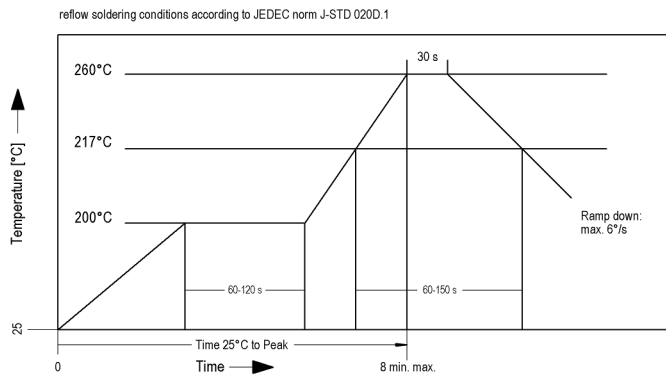
according to EN60062/factory code  
gem. EN60062/Fertigungsstätte



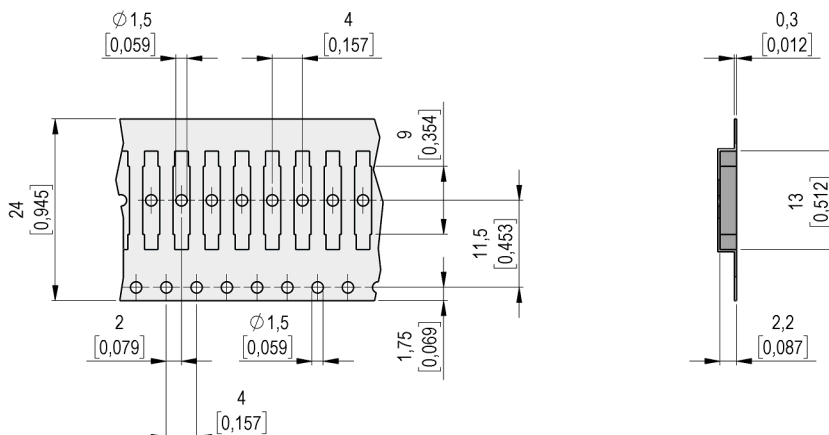
**Recommended PCB Pad Layout**



**Solder Reflow Profile**



**Packaging**





Europe: +49 / 7731 8399 0 | Email: info@standexmeder.com  
 USA: +1 / 508 295 0771 | Email: salesusa@standexmeder.com  
 Asia: +86 / 213 76 06000 | Email: salesasia@standexmeder.com

Item No.:  
**9171800022**  
 Item:  
**MK17-B-2**

Magnetic properties	Conditions	Min	Typ	Max	Unit
Pull-In	at 20°C	28		48	
Test equipment			KMS-11		
Pull-In in milliTesla (modified conta	MS150 - phys. caused tolerance +/- 0,1mT	1,63		2,4	mT
Test equipment			MS-150		

Contact data 80	Conditions	Min	Typ	Max	Unit
Contact-material			Rhodium		
Contact-rating	Any DC combination of V & A not to exceed their individual max.'s			10	W
Switching voltage	DC or Peak AC			100	V
Carry current	DC or Peak AC			0,5	A
Switching current	DC or Peak AC			0,5	A
Contact resistance static	Measured with 40% overdrive Start Value			250	mOhm
Breakdown voltage	according to IEC 255-5	150			VDC

Special product data	Conditions	Min	Typ	Max	Unit
Housing material			epoxy resin		
RoHS conformity			yes		
Material			EN 60335-1 conform		

Environmental data	Conditions	Min	Typ	Max	Unit
Shock	1/2 sine wave duration 11ms			30	G
Vibration	from 10 - 2000 Hz			20	G
Operating temperature		-40		130	°C
Storage temperature		-50		130	°C
Soldering temperature	wave soldering max. 5 sec.	250	260	280	°C
Soldering Temperature Tsold	Reflow acc.IPC/JEDEC J-STD-020D.1			260	°C
Washability			fully sealed		

Modifications in the sense of technical progress are reserved

Designed at: 03.11.08 Designed by: THAUKE  
 Last Change at: 01.11.23 Last Change by: THAUKE

Approval at: 05.11.08 Approval by: JHEYDER  
 Approval at: 03.11.23 Approval by: MREIZNER

Rev. No.: 19