

Extractor handle type I and type II



- Suitable for flat front panels/U-channel front panels
- With removal function
- May be used in combination with horizontal rails with 10 mm extension.

Supply includes:
Assembly parts

Note:
With 3 U, only one extractor handle is required.

1 Type I extractor handle, 15 mm

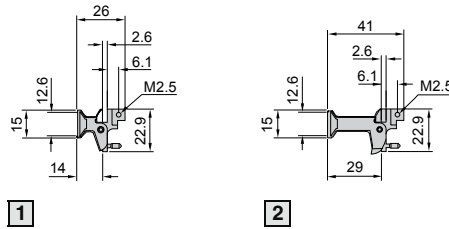
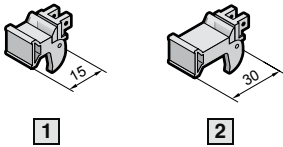
Color	Packs of	Order No.
grey	1	3685.587
black	1	3685.589

2 Type II extractor handle, 30 mm

Color	Packs of	Order No.
grey	1	3685.588
black	1	3685.590

+ Accessories:

Identification strips for extractor handles, see page 139



Injector/extractor handle type IV



Handles with micro-switch

For inserting and removing connectors with a large number of pins.

- Insertion/removal function
- Integral microswitch for "live insertion" applications
- Self-activation of the micro-switch during insertion/removal
- ESD pin to dissipate static charges before contacting the connectors and for precise positioning of the board type plug-in unit
- Keyable
- Integral PCB attachment
- Self-locking
- Bayable

Handle without micro-switch

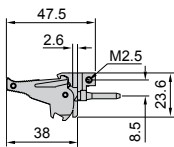
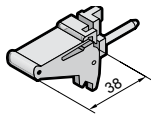
Description see above. Micro-switch may be retrofitted.

Supply includes:

1 handle without or with micro-switch, assembly parts.

Note:

- Insertion only when used with front horizontal rails, with 10 mm extension (B, B1, B2), see page 109-110
- With 3 U front panels, only one extractor handle is required.



Handles with micro-switch

Color	Installation	Packs of	Order No.
grey	top	1	3686.905
grey	bottom	1	3686.904
black	top	1	3686.907
black	bottom	1	3686.906

Handle without micro-switch

Color	Installation	Packs of	Order No.
grey	top	1	3686.901
grey	bottom	1	3686.900
black	top	1	3686.903
black	bottom	1	3686.902

+ Accessories:

Keys, see page 124
Keyable guide rails, see page 120
Micro-switches, see page 141
Connector pin for baying, see page 139

Injector/extractor handle type IV



8 HP, bayed

Suitable for two front panels 4 HP that must be connected to another mechanically.

Supply includes:

2 bayed handles, fully assembled.

Color	Installation	Packs of	Order No.
Black	Bottom	1	3686.908
Black	Top	1	3686.909

+ Accessories:

Connector pin for baying, see page 139