

Weller®

# Desoldering & Rework Stations



**COOPER** Hand Tools

## Matrix


Weller brings to the market an extended generation of versatile soldering/desoldering, SMD rework stations and tools. Performance has been increased with soldering irons and desoldering irons up to 150 W. Choose between Weller stations with powerful in-built pumps, or smaller units without pumps that allow you to connect to your own factory line.

All Weller stations easily connect to a variety of new and existing Weller tools and accessories to provide even greater flexibility. The matrix below makes selection easy, and puts you firmly in control of all your workbench needs.



		WMD 3	WMD 1	WAD 101	WDD 81V	WDD 161V
	HAP 1 HOT AIR PENCIL (KH 20 Support for HAP 1)	■	■	■		
	DSX 80 DESOLDERING IRON 80 W (AK 20 Support for DSX 80)	■	■		■	■
	DSXV 80 DESOLDERING IRON 80 W (AK V Support for DSXV 80)	■	■		■	■
	LR 21 SOLDERING PENCIL 50 W (KH 20 Support for LR 21)	■	■	■	■	■
	LR 82 SOLDERING IRON (KH 27 Support for LR 82)	■	■	■	■	■
	WSP 80 MICRO SOLDERING PENCIL (WPH 80 Support for WSP 80)	■	■	■	■	■
	WSP 80 IG INERT GAS MICRO SOLDERING PENCIL (WPH 81T Support for WSP 80 IG)			■		
	WSP 150 SOLDERING IRON 150 W (KH 27 Support for WSP 150)	■	■			■
	MPR 80 ANTISTATIC PERITRONIC 80 W (KH 25P Support for MPR 80)	■	■	■	■	■
	WMP MICRO SOLDERING PENCIL 65 W (WPHM support for WMP)	■	■	■	■	■
	WST 20 THERMAL WIRE STRIPPER 50 W (support included)	■	■	■	■	■
	WST 82 THERMAL WIRE STRIPPER 80 W (support included)	■	■	■	■	■
	WHP 80 PREHEATING PLATE	■	■	■	■	■
	WTA 50 TWEEZER (AK 51 Support for WTA 50)	■	■	■	■	■
	WSB 80 SOLDER BATH	■	■	■	■	■
	WSB 150 SOLDER BATH	■	■			■
	WCB 2 CALIBRATION UNIT	■	■	■	■	■

## Weller Multi-Digital Rework Station WMD 3 (With In-Built Pump)



### WELLER WMD 3

Weller WMD 3 state-of-the-art technology simultaneously provides multi-digital control of working temperatures when reworking conventional ICs and SMDs. A soldering iron, desoldering iron and hot air pencil can all be operated simultaneously because of the WMD 3's in-built micro-

processor that infinitely controls each tool's set temperature and airflow. The display visually monitors each chosen working temperature and times preset hot gas pencil operations.

### TECHNICAL DATA

DIMENSIONS:	240 x 270 x 105 mm (W x D x H)
LINE VOLTAGE:	230 V, 50 Hz
POWER INPUT:	310 W
PROTECTION CLASS:	1 and 3
FUSE:	T 1,5 A located at the power entry module
CONTROLLING TOLERANCE:	Soldering/Desoldering iron $\pm 2\%$ of the final value Hot air pencil $\pm 30^\circ\text{C}$
TEMPERATURE CONTROL WITH ZERO VOLTAGE CROSS SWITCHING:	Soldering/Desoldering iron continuously $50^\circ\text{C} - 450^\circ\text{C}$ (WSP 150 $150^\circ\text{C} - 550^\circ\text{C}$ ) Hot air pencil continuously $50^\circ\text{C} - 550^\circ\text{C}$
PUMP:	Max. low pressure 0,7 bar; max. conveyance 20 l/min Hot Air: max. 10 l/min
POTENTIAL BALANCE:	Via 3,5 mm switch jack socket on the back of the unit



## Weller Multi-Digital Hot Air Station WMD 1A (With In-Built Pump)



### WELLER WMD 1A

The multi application ability of this station makes it ideal for use in situations where the maximum amount of flexibility is required. The station has an in built pump to provide the air movement for the hot air pencil and the vacuum for the desoldering tool and can be used to rework both surface mounted and through hole components. The WMD 1S control unit is the base and incorporates a micro processor controlled system to regulate the solder processes.

The processor can also identify which tool is being used and calibrate the output automatically without the need for manual adjustment. By use of the WCB 2 control box, additional functions can be programmed into the base unit such as, temperature lock, set back time, temperature offset, deg C / deg F, factory setting reset.

#### TECHNICAL DATA

DIMENSIONS:	240 x 270 x 105 mm (W x D x H)
LINE VOLTAGE:	230 V, 50 Hz
POWER INPUT:	175 W
SAFETY CLASS:	1 and 3
FUSE:	Glass tube fuse Ø 5 x 20; T 800 mA located at the power entry module
CONTROLLING TOLERANCE:	Soldering/Desoldering iron ± 2 % of the final value Hot air pencil ± 30° C
TEMPERATURE CONTROL WITH ZERO VOLTAGE CROSS SWITCHING:	Hot air pencil continuously 50° C - 550° C
PUMP:	Max. low pressure 0,7 bar; max. conveyance 20 l/min Hot air: max. 10 l/min
POTENTIAL BALANCE:	Via 3,5 mm switch jack socket on the back of the unit

## Weller Multi-Digital Desoldering Station WMD 1D (With In-Built Pump)



### WELLER WMD 1D

The multi application ability of this station makes it ideal for use in situations where the maximum amount of flexibility is required. The station has an in built pump to provide the vacuum for the desoldering tool and can be used to rework both surface mounted and through hole components. The WMD 1S control unit is the base and incorporates a micro processor controlled system to regulate the desolder processes. The processor can also identify which tool is being

used and calibrate the output automatically without the need for manual adjustment. By use of the WCB 2 control box, additional functions can be programmed into the base unit such as, temperature lock, set back time, temperature offset, deg C / deg F, factory setting reset.

### TECHNICAL DATA

DIMENSIONS:	240 x 270 x 105 mm (W x D x H)
LINE VOLTAGE:	230 V, 50 Hz
POWER INPUT:	175 W
PROTECTION CLASS:	1 and 3
FUSE:	Glass tube fuse Ø 5 x 20; T 800 mA located at the power entry module
CONTROLLING TOLERANCE:	Soldering/Desoldering iron $\pm 2\%$ of the final value Hot air pencil $\pm 30^\circ\text{C}$
TEMPERATURE CONTROL WITH ZERO VOLTAGE CROSS SWITCHING:	Soldering/Desoldering iron continuously $50^\circ\text{C} - 450^\circ\text{C}$ (WSP 150 $150^\circ\text{C} - 550^\circ\text{C}$ )
PUMP:	Max. low pressure 0,7 bar; max. conveyance 20 l/min Hot air: max. 10 l/min
POTENTIAL BALANCE:	Via 3,5 mm switch jack socket on the back of the unit

## Weller Multi-Functional, Digital Desoldering Station WDD 161V



### Weller WDD 161V

The WDD 161V rework station is a dual output unit supplied with soldering and desoldering tools. It features a micro processor controlled system which allows independent temperature control of both tools. The station will automatically recognize the tool in use and calibrate itself for that tool. Vacuum for the desoldering tool is generated by an internal venturi driven from an external



compressed air source. The selected operating temperatures are displayed on a digital display switchable between tools. By use of the WCB 2 control box, additional functions can be programmed into the base unit such as, temperature lock, set back time, temperature offset, deg C / deg F, factory setting reset.

### TECHNICAL DATA

DIMENSIONS:	166 x 115 x 101 mm (W x D x H)
POWER INPUT:	165 W
TEMPERATURE CONTROL :	Soldering/Desoldering iron continuously 50° C - 450° C
COMPRESSED AIR:	Inlet pressure 500 KPA - 600 KPA (58 - 87 psi) oil-free, dry compressed air
COMPRESSED AIR CONVERTER:	Air consumption 35 l/min Vacuum 55 KPA (8 psi)
COMPRESSED AIR CONNECTION:	Compressed air hose of 6 mm (0.24") external diameter
PROTECTION CLASS:	1 (control unit), 3 (soldering tool)

## Weller Multi-Functional, Digital Desoldering Station WDD 81V



### WELLER WDD 81V

The Weller WDD 81V Desoldering station features digital process control for exact temperature set. The in-built microprocessor circuitry automatically recognizes all Weller soldering irons and provides the optimal settings of the connected tool. The station comes with the DSX 80 Desoldering iron. A range of desoldering suction tiplets enables solder to be removed from a wide variety of solder joints. The Weller CSF rework heads

can also be interchanged to provide total flexibility in the rework of most Flat Packs. An internal maintenance-free compressed air converter provides the vacuum for the desoldering iron. The WDD 81V requires a compressed air supply.

The Weller WCB 2 Calibration unit can be connected to the WDD 81V to further enhance programme setting or for PC interface.

### TECHNICAL DATA

DIMENSIONS:	166 x 115 x 101 mm (W x D x H)
POWER INPUT:	95 W
TEMPERATURE CONTROL :	Soldering/Desoldering iron continuously 50° C - 450° C
COMPRESSED AIR:	Inlet pressure 500 KPA - 600 KPA (58 - 87 psi) oil-free, dry compressed air
COMPRESSED AIR CONVERTER:	Air consumption 35 l/min Vacuum 55 KPA (8 psi)
COMPRESSED AIR CONNECTION:	Compressed air hose of 6 mm (0.24") external diameter
PROTECTION CLASS:	1 (control unit), 3 (soldering tool)



## Weller Multi-Functional, Digital Desoldering Station WDD 81VIL



### WELLER WDD 81VIL

The Weller WDD 81VIL Inline desoldering station features digital process control for exact temperature set. The in-built microprocessor circuitry automatically recognizes all Weller soldering irons and provides the optimal settings of the connected tool. The station comes with the DSXV 80 Inline desoldering iron. A range of desoldering suction tiplets enables solder to be removed from a wide variety of solder joints. The Weller CSF

rework heads can also be interchanged to provide total flexibility in the rework of most Flat Packs. An internal maintenance-free compressed air converter provides the vacuum for the inline desoldering iron. The WDD 81VIL requires a compressed air supply. The Weller WCB 2 Calibration unit can be connected to the WDD 81VIL to further enhance programme setting or PC interface.

### TECHNICAL DATA

DIMENSIONS:	166 x 115 x 101 mm (W x D x H)
POWER INPUT:	95 W
TEMPERATURE CONTROL :	Soldering/Desoldering iron continuously 50° C - 450° C
COMPRESSED AIR:	Inlet pressure 500 KPA - 600 KPA (58 - 87 psi) oil-free, dry compressed air
COMPRESSED AIR CONVERTER:	Air consumption 35 l/min Vacuum 55 KPA (8 psi)
COMPRESSED AIR CONNECTION:	Compressed air hose of 6 mm (0.24") external diameter
PROTECTION CLASS:	1 (control unit), 3 (soldering tool)



## Weller Multi-Functional, Digital Hot Air Station WAD 101



**New**

### WSP 80IG Inert Gas Soldering Iron

For use in applications when soldering under an atmosphere of inert gas is required (prevention of joint oxidation). Driven from the WAD 101 station, inert gas is fed through the heating element of the iron to envelop the solder joint. The station controls the temperature of the iron and regulates the volume of gas supplied. The Stop + Go bench holder will automatically start the gas flow when the iron is removed from the holder and stop the gas flow when the iron is replaced.

#### The Set consists of:

- WSP 80 IG soldering iron with inert gas connection
- Stop+Go support WPH 81T
- Soldering tip LT B
- Connection hose: soldering iron – power unit (1.5 m)



#### Technical data WSP 80IG:

Temperature range: 50 °C – 450 °C  
 Power: 80 W  
 Soldering tips model: LT series  
 Order No. 005 33 158 99

## WELLER WAD 101

The Weller WAD 101 Hot air station features digital process control for accurate temperature set. The in-built microprocessor circuitry automatically recognizes all Weller soldering irons and provides the optimal settings of the connected tools as well as the HAP 1 that comes as standard with the station. A wide range of nozzles and tools makes the WAD 101 ideal in many soldering

and desoldering applications of surface mount devices. The WAD 101 requires a compressed air supply with oil-free, dry air or nitrogen (N<sub>2</sub>) where the airflow is manually controlled.

The Weller WCB 2 Calibration unit can be connected to the WAD 101 to further enhance programme setting or PC interface.

### TECHNICAL DATA

DIMENSIONS:	166 x 134 x 101 mm (W x D x H)
POWER INPUT:	105 W
TEMPERATURE CONTROL:	Hot air pencil 50° C - 550° C
FLOW RATE:	Approx. 0-10 l/min
COMPRESSED AIR:	Inlet pressure 400 KPA (58 psi) oil-free, dry compressed air or nitrogen (N <sub>2</sub> )
COMPRESSED AIR CONNECTION:	Compressed air hose of 6 mm (0,24") external diameter
PROTECTION CLASS:	1 (control unit), 3 (soldering tool)

## Weller Flexibility.

Refer to the matrix to make your choice of connecting tools for the WMD 3, WMD 1A + D, WDD 161V, WDD 81V + VIL and WAD 101 (see matrix page 2).

HAP 1  
5 33 114 99



### HAP 1 Hot air pencil

The HAP 1, 100W/24V, provides a directional hot airflow that is adjustable and static-free. Electronically temperature controlled from 50°C to 550°C. Different nozzles available as accessories. Finger switch controls speed adjustable pump. Hot air pencil set, consisting of HAP 1 with finger switch, KH 27 Support for pencil, nozzle 1,2 and 3,0 mm, key and nutdriver for nozzle changing.

DSX 80 (DS 80 UNC\*)  
5 33 138 99  
(5 13 191 99)



### DSX 80 Desoldering iron and service kit

An 80W/24V desoldering iron for electronics rework. Electronically temperature controlled. Micro-finger switch controls quick-start, fast action vacuum pump. Different interchangeable tiplets, plus several CSF devices are available as accessories. DS 80 (DS 80UNC\*) set, consisting of DS 80 (DS 80UNC\*) Desoldering iron AK 20 Support, cleaning tool, glass collector, two desoldering nozzles, gasbet, anti-bloc paste, filter.

DSX V80 (DS V80 UNC\*)  
5 33 137 99 (5 33 129 99)



### DSXV 80 Desoldering iron

Connectable to all 80W desoldering stations. Handle utilizes the tin collector to hold the extracted solder. Easy to clean by use of the bayonet fitting. DSXV 80 set, consisting of DSXV 80 Desoldering iron, AKV Support for iron.

LR 21  
5 33 112 99



### LR 21 Antistatic soldering pencil

Electronically temperature controlled 50W/24V soldering pencil. LR 21 set, consisting of LR 21 Antistatic soldering pencil, KH 20 Support for pencil.

LR 82  
5 33 113 99



### LR 82 Antistatic soldering iron

An 80W/24V soldering iron for high mass soldering. Dual sensor, electronically temperature controlled. LR 82 set, consisting of LR 82 Antistatic soldering iron, KH 27 Support for iron.

WSP 80  
5 29 161 99



### WSP 80 Micro soldering pencil

A micro soldering pencil, 80W/24V. This soldering pencil can be universally used in all situations from extremely delicate soldering to those where there is a greater temperature requirement. WSP 80 set, consisting of WSP 80 Micro soldering pencil with WPH 80 Support.

WSP 80IG  
5 33 158 99



### WSP 80IG Inert Gas Soldering Iron

For use in applications when soldering under an atmosphere of inert gas is required (prevention of joint oxidation). Driven from the WAD 101 station, inert gas is fed through the heating element of the iron to envelop the solder joint. The station controls the temperature of the iron and regulates the volume of gas supplied.

WSP 150  
5 33 135 99



### WSP 150 Soldering iron

The WSP 150, 150W/24V, soldering iron was specially developed for soldering tasks with extremely high heat requirements. The 150 W heater power combined with optimal transfer of heat to the soldering iron bit guarantee the high performance capability of the soldering iron. WSP 150 set, consisting of WSP 150 Soldering iron, KH 27 Support for iron.

WST 20  
5 25 030 99



### WST 20 Thermal wire stripper with support

The WST 20, 50W/24V, copes with all known thermoelastic plastics. Adjustable for a stripping length up to 30 mm. Additional blades available for stripping flat cables and shrinking.

### WST 82 Thermal wire stripper with support

The WST 82 is the 80 W equipment of the WST 20. Adjustable for a stripping length up to 30 mm. Additional blades available for stripping flat cables and shrinking.

MPR 80  
5 33 131 99



### MPR 80 Antistatic Peritronic soldering pencil

An 80W Antistatic Peritronic soldering pencil that gives all-round vision when making intricate connections. Antistatic cord and handle. Electronically temperature controlled. Consists of MPR 80 Antistatic and KH 25P Support.

WMP  
5 33 155 99



### WMP Micro soldering pencil

The 65W micro pencil is up to the task with superior performance for both heat-up and thermal efficiency. Suitable to handle all micro components and fine pitch tasks. The WMP provides an extremely short tip-to-grip distance. The heater is integrated into the handle. When the tip wear out the heating element goes on. WMP set consisting of WMP micro soldering pencil and WPHM holder for WMP.

WHP 80  
5 27 028 99



### WHP 80 (80W/24V) Preheating plate

With a heating surface of 80 x 50 mm, they preheat IC boards prior to micro rework.

WTA 50  
5 33 133 99



### WTA 50 Tweezer

This tweezer is used to desolder SMD components. The tweezer has two moveable heating elements. WTA 50 set, consisting of WTA 50 Tweezer, AK 51 Support for Tweezer.

WSB 80  
5 27 040 99



### WSB 80 Solder bath

The WSB 80 is a very useful rework preparation tool. The solder bath is temperature controlled continuously from 50°C to 450°C via an existing 80W power source. The solder bath can be used to tin wire ends and clean leads of all extraneous solder particles in preparation for reworking.

WSB 150  
5 27 042 99



### WSB 150 Solder bath

The WSB 150 solder bath is optimally suited to tin coating and preparation of soldering components. It has a temperature range of 50°C - 550°C with heat output of 150W, making the WSB solder bath an ideal accessory to the Weller WSD 150 soldering station. To guard against dripping solder residue, the solder bath can be placed in a V2A tray, supplied as an optional extra.

WCB 2  
5 31 180 99




### WCB 2 Calibration unit

The intelligence of the digital Weller units can be further enhanced by being programmed by the WCB 2 Calibration unit. The WCB 2 feature temperature lock-out and off-set capabilities up to  $\pm 40^\circ\text{C}$ . The WCB 2 has the added ability to PC interface (RS 232) and a thermoelement type K and measuring tip.



## CSF Accessories

for DS 80 (DS 80UNC), DSX 80, DSV 80 (DSV 80UNC), DSXV 80 and DSVT 80  
for SMD's chip desoldering tiplets for flat packs

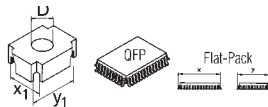


DS 80 (DS 80UNC), DSX 80



DSV 80 (DSV 80UNC), DSXV 80

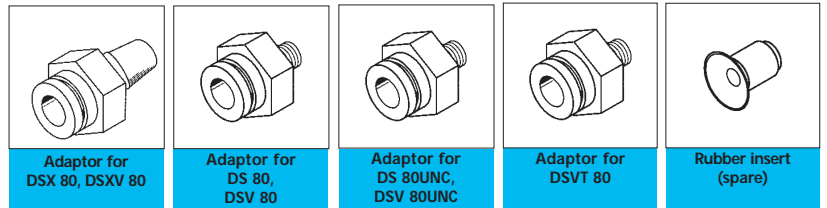
### CSF-Q



$x_1$  (mm) x  $y_1$  (mm)  
 $x_1 > x + 0,3$   
 $y_1 > y + 0,3$

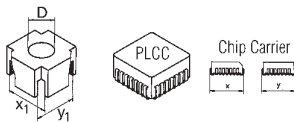
CSF-Head  
Order No.

Adaptor  
Ø



$x_1$ (mm) x $y_1$ (mm)	CSF-Head Order No.	Adaptor Ø	Adaptor for DSX 80, DSXV 80	Adaptor for DS 80, DSV 80	Adaptor for DS 80UNC, DSV 80UNC	Adaptor for DSVT 80	Rubber insert (spare)
12,0 x 12,0	5 87 417 33	6	5 87 418 03	5 87 417 15	5 87 417 88	5 87 417 84	5 87 137 99
12,0 x 14,5	5 87 417 34	6	5 87 418 03	5 87 417 15	5 87 417 88	5 87 417 84	5 87 137 99
12,7 x 12,7	5 87 417 35	6	5 87 418 03	5 87 417 15	5 87 417 88	5 87 417 84	5 87 137 99
17,0 x 17,0	5 87 417 36	11	5 87 418 04	5 87 417 16	5 87 417 89	5 87 417 85	5 87 137 98
17,0 x 23,0	5 87 417 37	16	5 87 418 05	5 87 417 17	5 87 417 90	5 87 417 86	5 87 137 98
19,6 x 19,6	5 87 417 38	11	5 87 418 04	5 87 417 16	5 87 417 89	5 87 417 85	5 87 137 98

### CSF-QI



12,7 x 12,7	5 87 417 39	6	5 87 418 03	5 87 417 15	5 87 417 88	5 87 417 84	5 87 137 99
17,8 x 17,8	5 87 417 40	11	5 87 418 04	5 87 417 16	5 87 417 89	5 87 417 85	5 87 137 98
20,4 x 20,4	5 87 417 41	16	5 87 418 05	5 87 417 17	5 87 417 90	5 87 417 86	5 87 137 98
25,4 x 25,4	5 87 417 42	16	5 87 418 05	5 87 417 17	5 87 417 90	5 87 417 86	5 87 137 98
30,4 x 30,4	5 87 417 43	16	5 87 418 05	5 87 417 17	5 87 417 90	5 87 417 86	5 87 137 98

### CSF-D



5,5 x 10,0	5 87 417 23	6	5 87 418 03	5 87 417 15	5 87 417 88	5 87 417 84	5 87 137 99
5,8 x 10,5	5 87 417 24	6	5 87 418 03	5 87 417 15	5 87 417 88	5 87 417 84	5 87 137 99
6,7 x 10,0	5 87 417 25	6	5 87 418 03	5 87 417 15	5 87 417 88	5 87 417 84	5 87 137 99
9,3 x 13,0	5 87 417 26	6	5 87 418 03	5 87 417 15	5 87 417 88	5 87 417 84	5 87 137 99
9,4 x 10,0	5 87 417 27	6	5 87 418 03	5 87 417 15	5 87 417 88	5 87 417 84	5 87 137 99
9,8 x 18,0	5 87 417 28	6	5 87 418 03	5 87 417 15	5 87 417 88	5 87 417 84	5 87 137 99
10,0 x 16,0	5 87 417 29	6	5 87 418 03	5 87 417 15	5 87 417 88	5 87 417 84	5 87 137 99
10,5 x 16,0	5 87 417 30	6	5 87 418 03	5 87 417 15	5 87 417 88	5 87 417 84	5 87 137 99
10,7 x 18,0	5 87 417 31	6	5 87 418 03	5 87 417 15	5 87 417 88	5 87 417 84	5 87 137 99
11,0 x 26,5	5 87 417 32	11	5 87 418 04	5 87 417 16	5 87 417 89	5 87 417 85	5 87 137 98

### CSF-DI



9,0 x 18,0	5 87 417 44	6	5 87 418 03	5 87 417 15	5 87 417 88	5 87 417 84	5 87 137 99
------------	-------------	---	-------------	-------------	-------------	-------------	-------------

## Accessories

For easier rework and repair, Weller has a large range of desoldering nozzles and soldering tips.

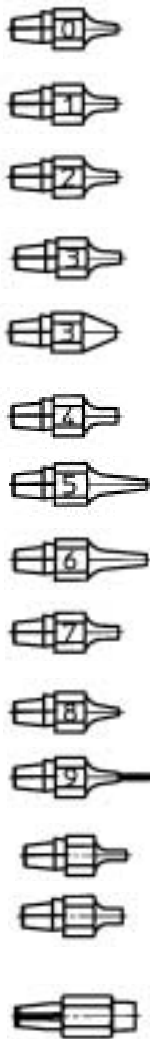
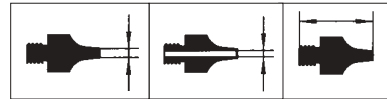


### Threadless nozzles for desoldering iron DSX 80 und DSXV 80

The new X series nozzle feature a threadless fixture system whereby the nozzle is inserted into the head and locked into place by applying a 1/4 turn. This feature allows the nozzles to be quickly and easily exchanged and also improves the rate of thermal transfer from the head to the nozzle.



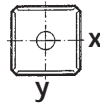
### Nozzles for desoldering iron DSX 80 and DSXV 80:

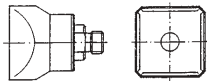
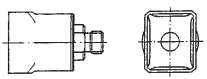
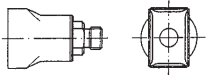
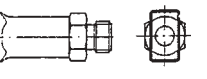
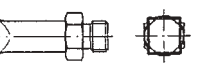
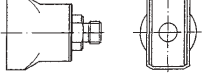
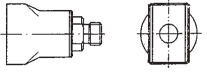
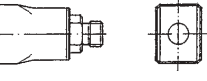
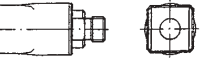
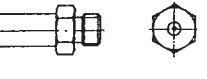


Model	Description	mm	mm	mm	Order No.
DX110	Nozzle	1,9	0,7	23	5 13 140 00
DX111	Nozzle	2,5	0,7	23	5 13 141 00
DX112	Nozzle	2,3	1,0	23	5 13 142 00
DX113	Nozzle	2,5	1,2	23	5 13 143 00
DX113HM	Nozzle with improved thermal transfer	2,5	1,2	23	5 13 150 00
DX114	Nozzle	3,3	1,8	23	5 13 144 00
DX115	Nozzle	1,9	0,7	23	5 13 145 00
DX116	Nozzle	2,7	1,2	29	5 13 146 00
DX117	Nozzle	2,9	1,5	23	5 13 147 00
DX118	Nozzle	1,5	0,7	23	5 13 148 00
DX119	Needle Tippet with not wettable stainless steel tube for removal of solder bridges in connection with hot air pencil	1,1	0,7	31	5 13 151 00
DX120	Nozzle without inside tube, for cleaning of SMD pads	2,5	1,1	22	5 13 152 00
Measuring Nozzle	for temperature measurement with thermocouple 0.5	3,3	0,55	21.5	5 13 153 99
Conus insert	cleaning tool				5 87 067 94
Nozzle Set	DX 110-DX115				5 13 790 99

## Hot Air Nozzles

for hot air pencil HAP 1



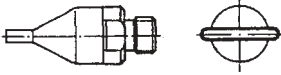
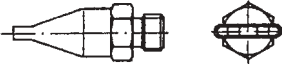
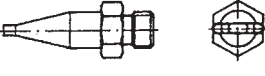
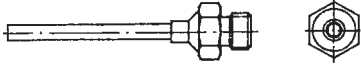
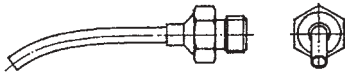

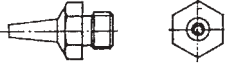
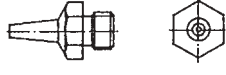

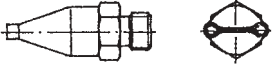
Description		Dimensions (mm) x y	Type	Order No.
Hot air nozzle four sides heated with hot plate		18,0 x 18,0 16,0 x 16,0 12,0 x 12,0	Q10 SK 769A SK 709A	5 87 277 85 5 87 278 16 5 87 278 12
Hot air nozzle four sides heated with hot plate		12,5 x 15,0	Q08	5 87 277 83
Hot air nozzle four sides heated with hot plate		15,0 x 10,0	Q06	5 87 277 80
Hot air nozzle four sides heated with hot plate		6,0 x 9,0	Q04	5 87 277 78
Hot air nozzle four sides heated with hot plate		6,0 x 6,5	Q02	5 87 277 77
Hot air nozzles two sides heated with hot plate		10,0 x 18,0	D10	5 87 277 84
Hot air nozzle two sides heated with hot plate		15,0 x 10,0	D08	5 87 277 81
Hot air nozzle two sides heated with hot plate		10,0 x 13,0	D06	5 87 277 82
Hot air nozzle two sides heated with hot plate		10,5 x 10,5	D04	5 87 277 79
Measuring nozzle for thermo element ø 0,5 mm			R01	5 87 278 08



## Hot Air Nozzles

for hot air pencil HAP 1

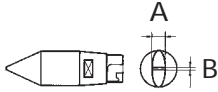
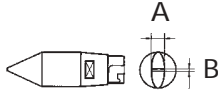

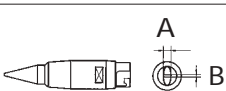








Description		Dimensions (mm)	Type	Order No.
Flat nozzle		12,0 x 1,5	F06	5 87 277 72
Flat nozzle		10,5 x 1,5	F04	5 87 277 73
Flat nozzle		8,0 x 1,5	F02	5 87 277 74
Round nozzle long straight		Ø 2,0	R10	5 87 277 87
Round nozzle long bent		Ø 2,0	R08	5 87 277 86
Round nozzle		Ø 3,0	R06	5 87 278 22
Round nozzle		Ø 1,2	R04	5 87 278 21
Round nozzle		Ø 0,8	R02	5 87 278 23
Dual nozzle		Ø 1,5 x 10,0	FD4	5 87 277 75
Dual nozzle		Ø 1,5 x 8,0	FD2	5 87 277 76

## Soldering Tips

for soldering iron LR 82












Description		Width A	Thickness B	Type	Order No.
Chisel		3,2 mm	1,0 mm	HT 1	5 44 260 99
Chisel		5,2 mm	1,2 mm	HT 2	5 44 261 99
Chisel		7,0 mm	1,2 mm	HT 3	5 44 262 99
Chisel long		3,2 mm	1,0 mm	HT C	5 44 267 99
Chisel long		4,6 mm	1,0 mm	HT D	5 44 268 99
Chisel long		5,6 mm	1,0 mm	HT E	5 44 269 99
Round		2,4 mm	8,3 mm	HT BS	5 44 264 99
Round		3,2 mm	8,3 mm	HT CS	5 44 265 99
Round		5,0 mm	8,3 mm	HT DS	5 44 266 99
Measuring tip for thermo element ø 0,5 mm		-	-	-	5 44 263 99

## Soldering Tips

for soldering pencil LR 21



Description		Width	Type regular solder	Order No. for
Chisel		0,8 mm	ET H	5 41 000 99
		1,6 mm	ET A	5 41 001 99
		2,4 mm	ET B	5 41 002 99
		3,2 mm	ET C	5 41 003 99
		4,6 mm	ET D	5 41 004 99
		5,6 mm	ET E	5 41 005 99
Chisel long		1,2 mm	ET K	5 41 006 99
		2,0 mm	ET L	5 41 007 99
		3,2 mm	ET M	5 41 008 99
Round tip, blunt		0,8 mm	ET P	5 41 038 99
Chisel long		0,8 mm	ET O	5 41 014 99
		0,4 mm	ET S	5 41 017 99
Chisel slim		1,6 mm	ET R	5 41 015 99
Chip soldering/ desoldering tip		2,5 x 1,5 mm	ET SMD	5 41 039 99
		3,8 x 1,5 mm	ET SMD	5 41 040 99
Gull wing		-	ET GW	5 41 045 99
ET Measuring tip for thermo element ø 0,5 mm		-	-	5 24 750 99
ET - LT Adapter		for use with LT series tips		5 87 207 81










If any other tips are required, use LT tips with ET / LT adapter.



## Soldering Tips

for soldering pencil MLR 21




Description		Width	Type	Order No.
Micropoint		0,25 mm	MT 1	5 44 101 99
Micropoint slim		0,25 mm	MT 1S	5 44 105 99
Chisel slim		1,6 mm	MT 6	5 44 106 99
Sloped		1,2 mm	MT 4	5 44 104 99
Chisel		0,8 mm 1,6 mm 2,4 mm	MT H MT A MT B	5 44 112 99 5 44 110 99 5 44 111 99
Chisel bent		0,8 mm	MT HX* *only with barrel nut 5 87 207 01	5 44 113 99
Gull wing		Ø 2,0 mm	MT GW	5 44 119 99
Measuring tip for thermo element ø 0,5 mm		-	-	5 44 114 99
MT - LT Adapter		for use with LT series tips		5 44 121 99

If any other tips are required, use LT tips with MT / LT adapter.

## Soldering Tips

For micro soldering pencil WMP



Description		Width A	Thickness B	Length C	Type / Order No.	
Chisel tip		0,8 mm	0,4 mm	8,4 mm	NTH	
		1,2 mm	0,4 mm	8,4 mm	NTK	
		1,6 mm	0,4 mm	8,4 mm	NTA	
		1,6 mm	0,4 mm	9,5 mm	NT6	
		2,4 mm	0,8 mm	7,4 mm	NTB	
		3,2 mm	0,8 mm	7,8 mm	NTC	
		4,0 mm	0,8 mm	7,8 mm	NTD	
		Chisel tip, bent		0,4 mm	1,6 mm	8,2 mm
Round tip, bent		1,6 mm	0,8 mm	8,6 mm	NT1X	
Round tip		0,25 mm	-	7,4 mm	NT1	
Round tip slim		0,25 mm	-	8,5 mm	NT1S	
Round tip, sloped 45°		1,2 mm	-	9,9 mm	NT4	
Gull wing		2,0 mm	3,0 mm	13,4 mm	NTGW	
NT Measuring tip		-	-	-	NTMS	
<b>Description</b>		<b>Width A</b>	<b>Thickness B</b>	<b>Length C</b>	<b>Component Type</b>	<b>Type/ Order No.</b>
Blade		10,4 mm	0,6 mm	7,1 mm	Any (for pad clean-up)	NTSMT01
		16,8 mm	0,6 mm	7,1 mm	Any (for pad clean-up)	NTSMT02
		20,8 mm	0,6 mm	7,1 mm	Any (for pad clean-up)	NTSMT03
Slot		1,8 mm	3,4 mm	1,8 mm	Chip	NTSMT04
		1,5 mm	2,3 mm	1,8 mm	Chip	NTSMT05
		2,5 mm	1,7 mm	1,4 mm	Chip	NTSMT06
		2,3 mm	4,5 mm	1,8 mm	Chip	NTSMT07
Tunnel		4,6 mm	5,1 mm	2,3 mm	DIP	NTSMT08
		10,4 mm	5,1 mm	2,3 mm	DIP	NTSMT09
		11,5 mm	6,9 mm	2,3 mm	DIP	NTSMT10
		13,2 mm	9,5 mm	3,2 mm	DIP	NTSMT11
		15,8 mm	9,5 mm	3,2 mm	DIP	NTSMT12
		18,3 mm	9,5 mm	3,2 mm	DIP	NTSMT13
		18,8 mm	9,0 mm	3,2 mm	DIP	NTSMT14
Quad		2,7 mm	7,7 mm	3,8 mm	PLCC & QFP	NTSMT15
		10,4 mm	10,4 mm	3,8 mm	PLCC & QFP	NTSMT16
		12,7 mm	12,7 mm	3,8 mm	PLCC & QFP	NTSMT17
		13,7 mm	8,6 mm	3,8 mm	PLCC & QFP	NTSMT18
		19,1 mm	19,1 mm	3,8 mm	PLCC & QFP	NTSMT19
		23,2 mm	17,3 mm	3,8 mm	PLCC & QFP	NTSMT20
		24,5 mm	24,5 mm	3,8 mm	PLCC & QFP	NTSMT21
		29,6 mm	29,6 mm	3,8 mm	PLCC & QFP	NTSMT22

## Soldering Tips

for WSP 80, WSP 80IG, WSP 80FE and MPR 80



WSP 80 (FE)



MPR 80

Description		Width A	Thickness B	Type	Order No.
Chisel		0,8 mm	0,4 mm	LT H	005 44 437 99
Chisel for HPB solder*		0,8 mm	0,4 mm	LT HHPB	005 44 430 99
Chisel		1,6 mm	0,7 mm	LT A	005 44 440 00
Chisel for HPB solder*		1,6 mm	0,7 mm	LT AHPB	005 44 431 99
Chisel for lead free solder**		1,6 mm	0,7 mm	LT ALF	005 44 470 00
Chisel		2,4 mm	0,8 mm	LT B	005 44 405 00
Chisel for HPB solder*		2,4 mm	0,8 mm	LT BHPB	005 44 432 99
Chisel for lead free solder**		2,4 mm	0,8 mm	LT BLF	005 44 446 00
Chisel		3,2 mm	0,8 mm	LT C	005 44 407 00
Chisel for lead free solder**		3,2 mm	0,8 mm	LT CLF	005 44 447 00
Chisel		4,6 mm	0,8 mm	LT D	005 44 409 99
Chisel for lead free solder**		4,6 mm	0,8 mm	LT DLF	005 44 448 00
Chisel long		1,2 mm	0,4 mm	LT K	005 44 438 00
Chisel long		2,0 mm	1,0 mm	LT L	005 44 414 00
Chisel long for lead free solder**		2,0 mm	1,0 mm	LT LLF	005 44 476 00
Chisel long		3,2 mm	1,2 mm	LT M	005 44 415 00
Chisel long for lead free solder**		3,2 mm	1,2 mm	LT MLF	005 44 477 00
Chisel bent		0,8 mm	0,4 mm	LT HX	005 44 420 99
Chisel bent		1,6 mm	0,7 mm	LT ALX	005 44 443 00
Chisel bent		2,4 mm	0,8 mm	LT BX	005 44 442 00
Chisel bent for lead free solder**		3,2 mm	0,8 mm	LT MXLF	005 44 469 00
Round slim		0,2 mm	1,6 mm	LT 1S	005 44 436 99
Round		0,25 mm		LT 1	005 44 435 99
Round		1,6 mm		LT AS	005 44 404 00
Round for lead free solder**		1,6 mm		LT ASLF	005 44 471 00
Round		3,2 mm		LT CS	005 44 411 00
Round for lead free solder**		3,2 mm		LT CSLF	005 44 474 00
Round slim bent		2,0 mm	0,4 mm	LT 1SLX	005 44 426 99
Round bent		1,2 mm	0,4 mm	LT 4X	005 44 428 00
Round bent		1,6 mm	0,8 mm	LT AX	005 44 427 00
Round bent for lead free solder**		1,6 mm	0,8 mm	LT AXLF	005 44 480 00
Round bent		2,0 mm	0,4 mm	LT 1X	005 44 425 99
Round sloped slim		1,2 mm		LT 4	005 44 439 99
Round sloped		1,2 mm		LT F	005 44 408 00
Round sloped long		2,4 mm	4,0 mm	LT BB	005 44 444 00
Round sloped long for lead free solder**		2,4 mm	4,0 mm	LT BBLF	005 44 472 00
Round sloped long		3,2 mm	6,0 mm	LT CC	005 44 445 00
Round sloped long for lead free solder**		3,2 mm	6,0 mm	LT CCLF	005 44 473 00
Round sloped long for lead free solder**		4,6 mm	6,0 mm	LT DDLF	005 44 478 00

## Soldering Tips

for WSP 80, WSP 80IG, WSP 80FE and MPR 80



WSP 80 (FE)



MPR 80

Description		Width A	Thickness B	Type	Order No.
Conical long		0,2 mm		LT 1L	005 44 423 99
Conical long		0,4 mm		LT S	005 44 406 99
Conical long bent		0,2 mm		LT 1LX	005 44 424 99
Gull wing		2,4 mm	3,2 mm	LT GW	005 44 410 00
Gull wing for lead free solder**		2,4 mm	3,2 mm	LT GWLF	005 44 475 00
Knife tip for lead free solder** 6,2 mm				LT KNLF	005 44 479 00
LT Measuring tip for thermo element 0,5 mm					005 44 416 00
LT Screw in tip with M4 thread					005 44 449 99

\* **HPB solder** = solder with high consumption of lead for special high melting applications

\*\* **Lead free solder** = the LF soldering tips have thicker layer of iron. This improves the lifetime and makes them ideal for working with lead free solder. Regular soldering tips can be used with lead free solder but it reduces their lifetime for physical reasons.

Description		Width A	Thickness B	Length C	Type	Order No.
Blade		10,4 mm	0,6 mm	7,1 mm	LT SMT01	LTSMT01
Blade		16,8 mm	0,6 mm	7,1 mm	LT SMT02	LTSMT02
Blade		20,8 mm	0,6 mm	7,1 mm	LT SMT03	LTSMT03
Slot		1,8 mm	3,4 mm	1,8 mm	LT SMT04	LTSMT04
Slot		1,5 mm	2,3 mm	1,8 mm	LT SMT05	LTSMT05
Slot		2,5 mm	1,7 mm	1,4 mm	LT SMT06	LTSMT06
Slot		2,3 mm	4,5 mm	1,8 mm	LT SMT07	LTSMT07
Tunnel		4,6 mm	5,1 mm	2,3 mm	LT SMT08	LTSMT08
Tunnel		10,4 mm	5,1 mm	2,3 mm	LT SMT09	LTSMT09
Tunnel		11,5 mm	6,9 mm	2,3 mm	LT SMT10	LTSMT10
Tunnel		13,2 mm	9,5 mm	3,2 mm	LT SMT11	LTSMT11
Tunnel		15,8 mm	9,5 mm	3,2 mm	LT SMT12	LTSMT12
Tunnel		18,3 mm	9,5 mm	3,2 mm	LT SMT13	LTSMT13
Tunnel		18,8 mm	9,0 mm	3,2 mm	LT SMT14	LTSMT14
Quad		2,7 mm	7,7 mm	3,8 mm	LT SMT15	LTSMT15
Quad		10,4 mm	10,4 mm	3,8 mm	LT SMT16	LTSMT16
Quad		12,7 mm	12,7 mm	3,8 mm	LT SMT17	LTSMT17
Quad		13,7 mm	8,6 mm	3,8 mm	LT SMT18	LTSMT18
Quad		19,1 mm	19,1 mm	3,8 mm	LT SMT19	LTSMT19
Quad		23,2 mm	17,3 mm	3,8 mm	LT SMT20	LTSMT20
Quad		24,5 mm	24,5 mm	3,8 mm	LT SMT21	LTSMT21
Quad		29,6 mm	29,6 mm	3,8 mm	LT SMT22	LTSMT22

## Soldering Tips



WSP 150



WTA 50

Description		Width A	Thickness B	Type	Order No.
For soldering iron WSP 150					
Chisel		3,2 mm	1,2 mm	LHT C	5 44 455 99
		4,7 mm	1,8 mm	LHT D	5 44 452 99
		6,7 mm	1,8 mm	LHT E	5 44 451 99
		9,3 mm	1,8 mm	LHT F	5 44 450 99
Chisel bent		5 mm	2 mm	LHT DX	5 44 462 99
		7 mm	2 mm	LHT EX	5 44 461 99
		10 mm	2 mm	LHT FX	5 44 460 99
Sloped 45° for solar panel production				LHT D45	5 44 456 00
LHT Measuring tip for thermo element ø 0,5 mm		-	-	-	5 44 453 99
For WT 50 and WTA 50 tweezers					
Tip set bent 45°		0,5 mm	0,5 mm	WTA 1S	5 44 145 99
Tip set bent 45°		1,0 mm	0,5 mm	WTA 1	5 44 141 99
Tip set bent 45°		3,0 mm	0,5 mm	WTA 2	5 44 146 99
Tip set bent 45°		6,0 mm	0,5 mm	WTA 3	5 44 147 99
Tip set		12,5 mm	0,5 mm	WTA 4	5 44 143 99
Tip set		18,5 mm	0,5 mm	WTA 5	5 44 144 99
Tip set vertical use		1,0 mm	0,5 mm	WTA 11	5 44 152 99
Tip set vertical use		3,0 mm	0,5 mm	WTA 12	5 44 153 99



## Additional Safety Rests



### Safety rests with Stop+Go Function

The safety rests with Stop+Go function have an integrated micro switch which is activated when the soldering iron is picked up or put down. The operator can decide between an immediate or delayed (20 min) temperature reduction (SETBACK) to 150°C (300°F) and programme the power unit accordingly. The SETBACK time can be changed with the optional calibration box WCB 2. The temperature reduction extends the lifetime of the tips. When working with the inert gas soldering iron WSP 80IG together with the hot air station WAD 101 the Stop+Go safety rest will start and stop the inert gas flow. All Weller digital soldering stations and the WAD 101 hot air station automatically recognize the Stop+Go safety rests.

#### WPHT (WPHHT)

Safety rests with Stop+Go Function for WMP

#### WPH 81T (5 15 144 99)

Safety rests with Stop+Go Function for WSP 80, WSP 80IG und MPR 80

### Standard Safety rests

complete with sponge



#### AK 1 (5 15 010 99)

Support for DSX 80 (DS 80UNC)  
Desoldering iron, HAP 1 Hot air pencil,  
LR 21 and LR 82 Antistatic soldering pencils



#### AK 20 (5 15 030 99)

Support for DSX 80 (DS 80 UNC)  
Desoldering iron and HAP 1 Hot air pencil



#### AK 21 (5 15 012 99)

Support for MPR 80 Peritronic soldering pencil



#### AK 51 (5 15 042 99)

Support for WTA 50 Tweezer



#### AKV (5 15 038 99)

Support for DSVT80 and DSXV 80 (DSV 80UNC)  
Desoldering iron



#### KH 15 (5 15 019 99)

Support for MLR 21 Micro soldering pencil



#### KH 20 (5 15 020 99)

Support for LR 21 Antistatic soldering pencil  
and HAP 1 Hot air pencil



#### KH 25P (5 15 033 99)

Support for MPR 80 Peritronic soldering pencil



#### KH 27 (5 15 027 99)

Support for LR 82 Soldering iron,  
HAP 1 and WSP 150



#### WPH 80 (5 15 140 99)

Support for WSP 80 Micro soldering pencil



#### WPHM (WPHHM)

support for WMP micro soldering pencil



#### Sponge (5 22 419 99) 5 pcs.

70 x 55 x 16 mm

## WMD 3

Consists of:

- Power unit

Order No.: 5 33 026 99  
(UK: 5 33 023 99)

## WMD 1A

Consists of:

- Power unit WMD 1S 5 33 286 99  
(UK: 5 33 283 99)
- Hot air pencil HAP 1 5 27 115 99
- Holder KH 27 5 15 027 99
- Nozzle R 04 5 87 278 21
- Nozzle R 06 5 87 278 22
- Cleaning set 5 13 500 99

Order No.: 5 33 306 99  
(UK: 5 33 303 99)

## WMD 1D

Consists of:

- Power unit WMD 1S 5 33 286 99  
(UK: 5 33 283 99)
- Desoldering iron DSX 80 5 13 190 99
- Holder AK 20 5 15 030 99
- Nozzle DX 112 5 13 142 99
- Nozzle DX 113 5 13 143 99
- Cleaning set 5 13 500 99
- Replacement glass tube 5 13 605 00

Order No.: 5 33 326 99  
(UK: 5 33 323 99)

## WDD 161V

Consists of:

- Power unit PUDD 161V 5 32 886 99  
(UK: 5 32 883 99)
- Desoldering iron DSX 80 5 13 190 99
- Soldering pencil WSP 80 5 29 161 99
- Holder AK 20 5 15 030 99
- Holder WPH 80 5 15 146 99
- Nozzle DX 112 5 13 142 99
- Nozzle DX 113 5 13 143 99
- Cleaning set 5 13 500 99
- Replacement glass tube 5 13 605 00

Order No.: 5 32 806 99  
(UK: 5 32 803 99)

## WDD 81V

Consists of:

- Power unit PUDD 81V 5 32 586 99  
(UK: 5 32 583 99)
- Desoldering iron DSX 80 5 13 190 99
- Holder AK 20 5 15 030 99
- Nozzle DX 112 5 13 142 99
- Nozzle DX 113 5 13 143 99
- Cleaning set 5 13 500 99
- Replacement glass tube 5 13 605 00

Order No.: 5 32 566 99  
(UK: 5 32 563 99)

## WDD 81VIL

Consists of:

- Power unit PUDD 81V 5 32 586 99  
(UK: 5 32 583 99)
- Inline desoldering iron DSXV 80 5 13 197 99
- Holder AKV 5 15 038 99
- Nozzle DX 112 5 13 142 99
- Nozzle DX 113 5 13 143 99
- Cleaning set 5 13 500 99

Order No.: 5 32 546 99  
(UK: 5 32 543 99)

## WAD 101

Consists of:

- Power unit
- Hot air pencil HAP 1 5 27 115 99
- Holder KH 27 5 15 027 99
- Nozzle R 04 5 87 278 21
- Nozzle R 06 5 87 278 22
- Cleaning set 5 13 500 99

Order No.: 5 32 666 99  
(UK: 5 32 663 99)

**COOPER Hand Tools**

Campbell® Caulk Master® Crescent® Diamond® Erem® Kahnetics® Lufkin®  
Nicholson® Plumb® H.K.Porter® Weller® Wire-Wrap® Wiss® Xcelite®

GERMANY  
**Cooper Tools GmbH**  
Carl-Benz-Str. 2  
74354 Besigheim  
Tel: (07143) 580-0  
Fax: (07143) 580-108

FRANCE  
**Cooper Tools S.A.**  
25 Avenue Maurice Chevalier  
77832 Ozair-la-Ferrière  
Tel: (1) 60.18.55.40  
Fax: (1) 64.40.33.05

GREAT BRITAIN  
**Cooper Tools Ltd.**  
Suite 15, Coniston House  
Towne Centre  
Washington, Tyne & Wear  
NE38 7RN  
Tel: (0191) 419 7700  
Fax: (0191) 417 9421

ITALY  
**Cooper Italia S.p.A.**  
Viale Europa 80  
20090 Cusago (MI)  
Tel: (02) 9033101  
Fax: (02) 90394231

SWITZERLAND  
**Erem S.A.**  
Rue de la Roselière 8  
1400 Yverdon les Bains  
Tel: (024) 426 12 06  
Fax: (024) 425 09 77