



# Electronics Product List

effective as from October 1<sup>st</sup>, 2010

**Weller**<sup>®</sup>



# Need more information? Contact us:

▶ **by phone**  07143 / 580-0

▶ **by fax**  07143 / 580-108

▶ **by mail**  CooperTools GmbH  
A company of Apex Tool Group, LLC.  
Carl-Benz-Str. 2  
D-74354 Besigheim

Postfach 13 51  
74351 Besigheim  
Germany

▶ **by e-mail**  [weller@apextoolgroup.com](mailto:weller@apextoolgroup.com)

▶ **[www.weller.eu](http://www.weller.eu)**

**This product list may be subject to technical change without notice.  
This product list supersedes all previous lists.  
Errors & Omissions excluded.**

# Content

**Erem<sup>®</sup>**

**Tweezers, Cutters, Pliers, EROP,  
Stripping and Pre-Forming Tools, Kits etc.**

**Page 4 – 52**

**Kahnetics<sup>®</sup>**

**Dispensers & Systems, Wands,  
Syringes Adapters, Needles, Accessories**

**53 – 58**

**Weller<sup>®</sup>**

**Soldering, Microtools, Desoldering, Hot Air,  
BGA/QFP Rework, Fume Extraction etc.**

**59 – 226**

**Wire-Wrap<sup>®</sup>**

**Wrap/Unwrap Tools, Bits, Sleeves  
Stripping Tools, Spare Parts, etc.**

**227 – 238**

**Xcelite<sup>®</sup>**

**Knives & Blades, Shearcutters & Pliers  
Screwdriver & Nutdriver Sets, Tool Cases etc.**

**239 – 253**



## Tweezers, Cutters, Pliers

**Erem<sup>®</sup>**

# Content Erem

## Tweezers 6 – 17

Pointed Tips	8 – 12
Flat Round Tips	12 – 13
Tweezers with Ergonomic Handles	13
SMD Tweezers	14 – 15
Special Gripping Tweezer	16
Wafer Tweezers	16
Cutting Tweezers	17
Stripping Tweezers	17
Extraction Tweezers/Connector Tools	17

## Cutters 18 – 39

Advantages, specifications, listings	20 – 21
How to choose the right tool	22 – 23
Wire Definitions	22
Side and Tip Cutters	24 – 35
– Series 600 Micro	24 – 25
– Series 2400 MagicSense	26 – 27
– Series 500 Medium	28 – 31
– Series 800 Maxi	32 – 33
– Tungsten Hard Metal Cutters	34 – 35
Specials	36
Pneumatic Side Cutters and Tip Cutters	36 – 37
Distance Cutters	38 – 39

## Pliers 40 – 41

## EROP Cutters and Pliers 42 – 43

## Stripping Tools 44

## Pre-Forming Tools 45 – 46

For Passive Components	45
For Active Components	46
For Flat Packs, Quads	46
For DIL/IC	46

## IC and SMD Tools 47

Inserting and Extracting	47
Straightening	47
Cutting + Trimming	47

## Fibre Optic Tools 48

## Vacuum Manipulator 49 – 51

## Kits 50 – 51

## Index 203

# Tweezers



## Tweezers for high precision

Tweezers for use in areas like electronics, medical laboratories and other applications where high precision is required

- Pointed tips
- Flat round tips
- SMD tweezers
- Wafer tweezers
- Cutting tweezers
- Stripping tweezers
- Precision tweezers with ergonomic handle



# Tweezers

## Pointed Tips Straight

### Pointed Tips Straight

Model/Order No.	Description
M5S	Precision micro tweezers, stainless steel, very small and fine tips, 80 mm, 6 g
ACSA	Precision tweezers, special stainless steel, unmagnetic, with serrated grips, 108 mm, 16 g
20AS	Precision micro tweezers, stainless steel, with serrated grips and inside serrated tips, guide pin to avoid tip overlapping, 108 mm, 12 g
3CS	Precision tweezers, stainless steel, with long tips, 110 mm, 11 g
3CSA	Precision tweezers, special stainless steel, unmagnetic, with shorter tips than 3CS, 110 mm, 11 g
3CSASL	same as 3CSA, but economy model
3CTA	Precision tweezers, Titanium, unmagnetic, same as 3CSA but Titanium for heat resistance and light weight, 110 mm, 8 g
53CSA	Precision tweezers for handling of delicate flexible parts, special stainless steel, unmagnetic, 110 mm, 11 g
3SA	Precision tweezers, special stainless steel, unmagnetic, fine tips, 120 mm, 14 g
3SASL	same as 3SA, but economy model
1SA	Precision tweezers, special stainless steel, unmagnetic, thicker tips than 3SA, 120 mm, 14 g
1SASL	same as 1SA, but economy model

Option: +PYR = Pyroplast coating on request (Euro 9,95), ex.: 2ASAPYR

Note: the Pyroplast coating is not available for all Erem tweezers.

It is made to order and needs a minimum order quantity. Please ask for further information.

„S“ in the order-no signifies: Stainless steel, strong tips, rust resistant

„SA“ in the order-no signifies: Non magnetique, rust resistant, anti acid alloy, temp. resistant up to 300°C



# Tweezers

## Pointed Tips Straight

### Pointed Tips Straight (continued)

Model/Order No.	Description
 OOSA	Precision tweezers, special stainless steel, unmagnetic, flat inside tips, very resistant, 120 mm, 14 g
OOSASL	same as OOSA, but economy model
 OOCSA	Precision tweezers, special stainless steel, unmagnetic, same as OOSA but shorter, 120 mm, 18 g
 OOBSA	Precision tweezers with serrated grips, special stainless steel, unmagnetic, with serrated tips, 120 mm, 20 g
 OODSA	Precision tweezers with serrated grips and inside serrated tips, special stainless steel, unmagnetic, 120 mm, 20 g
 64SA	Precision tweezers with serrated grips, special stainless steel, unmagnetic, 120 mm, 17 g
 11N	Precision tweezers, Nickel-Silver alloy, unmagnetic, 120 mm, 17 g
 AAZ	Precision tweezers, Nickel plated, 120 mm, 16 g
 AAS	Precision tweezers, stainless steel, with short but fine tips, 125 mm, 16 g
 AASA	Precision tweezers, special stainless steel, unmagnetic, 125 mm, 16 g
AASASL	same as AASA, but economy version

„S“ in the order-no signifies: Stainless steel, strong tips, rust resistant

„SA“ in the order-no signifies: Non magnetique, rust resistant, anti acid alloy, temp. resistant up to 300°C

# Tweezers

## Pointed Tips Straight / Straight Relieved

### Pointed Tips Straight (continued)



Model/Order No.	Description
AM	Precision tweezers Brass, soft metal protects sensitive parts against damage, no sparks, 125 mm, 17 g
249SA	Precision tweezers with synthetic (PPS) tips, special stainless steel, unmagnetic, heat resistant up to 250°C, serrated grips, 130 mm, 20 g
249CER	Precision tweezers with Ceramic tips, special stainless steel, unmagnetic, heat resistant up to 900°C, 130 mm, 24 g
RRS	Precision tweezers, stainless steel, large, very strong, long version, 140 mm, 30 g
SSSA	Precision tweezers, special stainless steel, unmagnetic, very narrow and long handles, low tension, 140 mm, 11 g
29SA	Precision flat round tweezers reverse action, with fibre-grip handles, special stainless steel, non-magnetic, 150 mm, 26 g
21SA	Precision tweezers, with serrated grips and inside serrated tips, long version, strong, special stainless steel, unmagnetic, 160 mm, 23 g

### Pointed Tips Straight Relieved



Model/Order No.	Description
M4AS	Micro precision tweezers, stainless steel, very small, very fine tips, 90 mm, 9 g
4SA	Precision tweezers, with very fine tips, special stainless steel, unmagnetic, 110 mm, 13 g
4SASL	same as 4SA, but economy model

„S“ in the order-no signifies: Stainless steel, strong tips, rust resistant

„SA“ in the order-no signifies: Non magnetique, rust resistant, anti acid alloy, temp. resistant up to 300°C

# Tweezers

## Pointed Tips Straight Relieved / Pointed Tips Bent

### Pointed Tips Straight Relieved (continued)

Model/Order No.	Description
5MBS	Micro precision tweezers, with extremely fine tips (~ 0,03 x 0,07 mm) stainless steel, 115 mm, 12 g
5FSA	Micro precision tweezers, with extremely fine tips (~ 0,05 x 0,1 mm) special stainless steel, unmagnetic, 115 mm, 12 g
5SA	Precision tweezers, with very fine tips, special stainless steel, unmagnetic, 115 mm, 12 g
5SASL	same as 5SA, but economy model
2SA	Precision tweezers, with medium size tips, special stainless steel, unmagnetic, 115 mm, 16 g
2SASL	same as 2SA, but economy model
258SA	Precision tweezers with synthetic (PPS) tips, special stainless steel, unmagnetic, ESD safe, heat resistant up to 250°C, 120 mm, 15 g

### Pointed Tips Bent

Model/Order No.	Description
3CBS	Precision tweezers with fine tips, curved 40°, stainless steel, 110 mm, 15 g
5CSA	Precision tweezers with fine tips, curved 30°, special stainless steel, unmagnetic, relieved, 115 mm, 12 g
5BSA	Precision tweezers with very fine tips, curved 30°, special stainless steel, unmagnetic, relieved, 115 mm, 12 g
51SA	Precision tweezers with finer tips than 5CSA, curved 30°, special stainless steel, unmagnetic, relieved, 115 mm, 12 g






„S“ in the order-no signifies: Stainless steel, strong tips, rust resistant

„SA“ in the order-no signifies: Non magnetique, rust resistant, anti acid alloy, temp. resistant up to 300°C



# Tweezers

## Pointed Tips Bent / Flat Round Tips Straight

### Pointed Tips Bent (continued)

Model/Order No.	Description
51SASL	same as 51SA, but economy model
 5ASA	Precision tweezers with fine tips, oblique 15°, special stainless steel, unmagnetic, 115 mm, 12 g
5ASASL	same as 5ASA, but economy model
 7SA	Precision tweezers with fine tips, curved, special stainless steel, unmagnetic, relieved, 120 mm, 15 g
7SASL	same as 7SA, but economy model
 65ASA	Precision tweezers bent 50°, fine tips, long version, special stainless steel, unmagnetic, 140 mm, 11 g
 24SA	Precision tweezers bent 40°, alignment pin, serrated grips and inside serrated tips, special stainless steel, unmagnetic, 150 mm, 22 g
 30SA	Precision tweezers bent 50°, with fibre-grip handles, reverse action, special stainless steel, unmagnetic, 150 mm, 26 g

### Flat Round Tips Straight

Model/Order No.	Description
 2ASA	Precision tweezers, special stainless steel, unmagnetic, with medium round tips for gripping, tip side 2 mm, 120 mm, 15 g
2ASASL	same as 2ASA, but economy model
 2ASASLT	same as 2ASA but Teflon coated tips for handling delicate parts

„S“ in the order-no signifies: Stainless steel, strong tips, rust resistant

„SA“ in the order-no signifies: Unmagnetic, rust resistant, anti acid alloy, temp. resistant up to 300°C

# Tweezers

## Flat Round Tips Straight / Precision Tweezers with Ergonomic Handles

### Flat Round Tips Straight (continued)



Model/Order No.	Description
<b>2ASARU</b>	Precision tweezers with anti-adhesive coated tips for handling adhesive parts, special stainless steel, unmagnetic, 120 mm, 16 g
<b>25SA</b>	Precision tweezers, flat round tips, as model 2ASARU serrated grips, special stainless steel, unmagnetic, 120 mm, 15 g
<b>52ASA</b>	Precision tweezers, crush-proof design, for handling delicate flexible parts, special stainless steel, unmagnetic, 120 mm, 15 g



### Precision Tweezers with Ergonomic Handles

Model/Order No.	Description
<b>E5SA</b>	Precision tweezers with very fine tips, special stainless steel, unmagnetic, ESD safe, 120 mm, 25 g
<b>E3CSA</b>	Precision tweezers with long fine tips, special stainless steel, unmagnetic, ESD safe, 120 mm, 25 g
<b>E0OSA</b>	Precision tweezers with straight and sturdy tips, special stainless steel, unmagnetic, ESD safe, 120 mm, 30 g
<b>E0ODSA</b>	Same as E0OSA, but serrated tips
<b>E7SA</b>	Precision tweezers curved, special stainless steel, unmagnetic, ESD safe, 120 mm, 28 g
<b>E2ASA</b>	Precision tweezers flat round tips, special stainless steel, unmagnetic, ESD safe, 120 mm, 28 g
<b>E15AGW</b>	Cutting tweezers, carbon steel tips, ESD safe, 120 mm, 30 g

„S“ in the order-no signifies: Stainless steel, strong tips, rust resistant

„SA“ in the order-no signifies: Unmagnetic, rust resistant, anti acid alloy, temp. resistant up to 300°C

# Tweezers

## SMD Tweezers

### SMD Tweezers

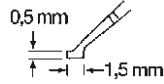


#### Model/Order No.

**102ACA**

#### Description

SMD tweezers, angled head 45°, special stainless steel, unmagnetic, 115 mm, 15 g



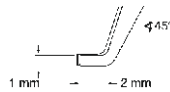
**102ACAX**

SMD tweezers, angled head 45°, reverse action, special stainless steel, unmagnetic, 115 mm, 14 g



**103ACA**

SMD tweezers, angled head 45°, special stainless steel, unmagnetic, 115 mm, 15 g



**39SA**

SMD tweezers curved head Ø 0,3 mm, serrated grips, special stainless steel, unmagnetic, 110 mm, 15 g



**40SA**

SMD tweezers curved head Ø 0,4 mm, serrated grips, special stainless steel, unmagnetic, 110 mm, 15 g



**150SAMF**

SMD tweezers curved head Ø 1,2–2,5 mm, serrated grips, special stainless steel, unmagnetic, 120 mm, 13 g



**150SAD**

SMD tweezers curved head Ø 1,5–3 mm, serrated grips, special stainless steel, unmagnetic, 120 mm, 13 g


„S“ in the order-no signifies: Stainless steel, strong tips, rust resistant

„SA“ in the order-no signifies: Unmagnetic, rust resistant, anti acid alloy, temp. resistant up to 300°C

# Tweezers

## SMD Tweezers

### SMD Tweezers



Model/Order No.	Description
<b>150SA</b>	SMD tweezers curved head Ø 1,5–3 mm, serrated grips, special stainless steel, unmagnetic, 120 mm, 13 g
<b>151SA</b>	SMD tweezers curved head Ø 3–6 mm, serrated grips, special stainless steel, unmagnetic, 120 mm, 13 g
<b>32BSA</b>	SMD tweezers bent 45°, curved head Ø 5 mm, special stainless steel, unmagnetic, 115 mm, 17 g
<b>32BSA20</b>	SMD tweezers bent 45°, curved head Ø 2 mm, special stainless steel, unmagnetic, 115 mm, 17 g
<b>32BSA25</b>	SMD tweezers bent 45°, curved head Ø 2,5 mm, special stainless steel, unmagnetic, 115 mm, 17 g,
<b>150SAMB</b>	SMD tweezers bent 40°, curved head Ø 1,2–2,5 mm, serrated grips, special stainless steel, unmagnetic, 115 mm, 13 g


„S“ in the order-no signifies: Stainless steel, strong tips, rust resistant

„SA“ in the order-no signifies: Unmagnetic, rust resistant, anti acid alloy, temp. resistant up to 300°C

# Tweezers

## Special Gripping Tweezers / Wafer Tweezers


### Special Gripping Tweezers



Model/Order No.	Description
940AS	Gripping tweezers with locking clip, stainless steel, 120 mm, 17 g

---

### Wafer Tweezers



Model/Order No.	Description
91SA	Wafer tweezers 3"-4", serrated grips, special stainless steel, unmagnetic, 125 mm, 15 g
600ASA	Wafer tweezers 6", serrated grips, special stainless steel, unmagnetic, 130 mm, 23 g
608ASA	Wafer tweezers 6", serrated grips, special stainless steel, unmagnetic, 130 mm, 23 g
600JSA	Wafer tweezers with free-floating Teflon paddle, 4"-6", serrated grips, special stainless steel, unmagnetic, 130 mm, 24 g
141SAP	Wafer tweezers with Polyester tips protecting delicate parts, 4"-6", serrated grips, special stainless steel, unmagnetic, 150 mm, 30 g
141SAPH	same as 141SAP, but with Halar coating (acid-resistant) on handle, plastic tips without pigmentation

---



# Tweezers

## Cutting Tweezers / Stripping Tweezers / Extraction Tweezers

### Cutting Tweezers



Model/Order No.	Description
<b>15AGS</b>	Cutting tweezers, carbon steel, blade 5,5 mm 115 mm, 21 g
<b>15AGW</b>	Cutting tweezers, carbon steel, blade 9,5 mm 115 mm, 26 g

### Stripping Tweezers



Model/Order No.	Description
<b>29Y30</b>	Stripping tweezers Ø 0,25 mm (AWG 30), stainless steel, 120 mm, 22 g
<b>29Y32</b>	Stripping tweezers Ø 0,2 mm (AWG 32), stainless steel, 120 mm, 22 g
<b>29Y34</b>	Stripping tweezers Ø 0,16 mm (AWG 34), stainless steel, 120 mm, 22 g
<b>29Y36</b>	Stripping tweezers Ø 0,13 mm (AWG 36), stainless steel, 120 mm, 22 g
<b>29Y40</b>	Stripping tweezers Ø 0,08 mm (AWG 40), stainless steel, 120 mm, 22 g

**Please provide wire sample when ordering**



<b>29W30</b>	Stripping tweezers with fibre handles 0,25 mm, reverse action AWG 30, stainless steel, 120 mm, 28 g
--------------	---

<b>XB29W301</b>	Replacement knife for 29W30
-----------------	-----------------------------

### Extraction Tweezers



Model/Order No.	Description
<b>024C</b>	Extraction tweezers, stainless steel, Ø 1,75 mm / inside, Ø 2,15 mm / outside, 120 mm, 20 g

# Cutters



## Erem will impress you



### **Induction hardened blades in Rockwell hardness 63 – 65 HRC**

- for exceptionally long life

### **Internal patented Erem Magic Spring**

- constant spring force
- more than 1 million cutting cycles guaranteed

### **High Precision screw joint**

- smooth cutting action
- wobble free operation with no blade overlap

### **Erem Cut**

- special cutting blade for achieving the desired cutting shape

### **MagicSense shaped handle with Softtouch feature**

- for high comfort, better grip and added safety

### **EMOS maximum opening stop**

- limits blade opening to 5 mm maximum
- reduces operator fatigue by preventing excessive hand spread

# Advantages, Specifications and Listings

## Technology

### Special tool steel

Machined from high grade laminated tool steel for strength and toughness

### Invisible Erem Magic Spring licensed

- return Magic Spring internally mounted
- constant opening and closing force
- 1 million operations guaranteed

### Selflocking screwing system

- machined surfaces hold together by an interlocking precision screw
- ensures wobble free operation
- eliminates blade overlap

### Blade opening limited to 5 mm

reduces operator fatigue by limiting the handle spread

## Cut – blade specificity

### Blade hardening

by induction heat treatment to 63–65 HRC Rockwell to impart strength and long life



#### 1. Semi Flush

for general cutting applications in which the shape of the cut is not important. Leaves a wedge shape on the material to be cut. For hard and soft wires, robust and long lasting.



#### 2. Flush

for soft steel and copper wires. The cutting effort is reduced and the component is subjected to less shock. A much smaller wedge shape is left on the material to be cut. Used for general purpose cutting, or where greater precision is required.



#### 3. Super Full Flush

This cut provides absolutely flush wire ends. For copper wires. Reducing pressure on sensitive components and shock absorbing.

## Service

### Resharpener

Free of charge resharpener on almost all cutters that have failed through normal wear (up to 3 times)

### Erem guarantees

perfect functioning of cutters / pliers and the quality of the steel. Each tool being made with care and precision.



ESD safe

## Series 2400 MagicSense

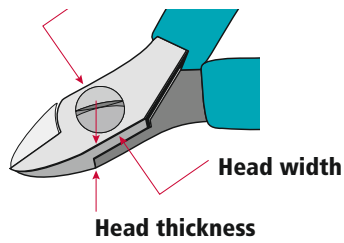
### Grips

- soft for operator and reduce fatigue
- firm for increased operator control
- non slip for better grip

### Ergonomic shape

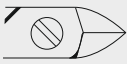







- automatically positions the operators hand to spread pressure evenly over the tool handles to reduce the incidence of trauma disorders to the fingers, hand, wrist and arm

# Erem Series



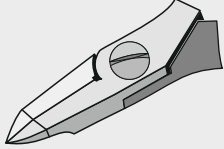
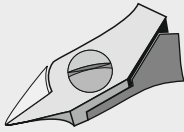
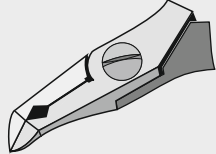
Erem offers the right head size to suit every application. There are three main sizes: Micro, Medium and Maxi.

Each head size is available in different head shapes.

Micro	Medium		Maxi
			
<b>Serie 600</b>	<b>Serie 2400 MagicSense</b>	<b>Serie 500</b>	<b>Serie 800</b>
			
<b>Size</b>			
Head width 9,0 mm	Head width 11,0 mm	Head width 11,0 mm	Head width 13,5 mm
Head thickness 6,0 mm	Head thickness 6,0 mm	Head thickness 6,5 mm	Head thickness 7,5 mm
Miniature cutter for applications in microelectronics and for fine wires. Offers a large variety of head shapes for very good access even to hard-to-reach areas.	Medium-size cutter. Combines robustness, visibility and accessibility. Large variety of head shapes for precision working in hard-to-reach areas. The Serie 2400 MagicSense offers an optimised ergonomic shape and an improved grade of hardness.		The strongest and most robust head size for general cutting applications in electronics, cuts large wire diameters.

# How to choose the right tool?

Erem offers the right head shape to suit your application. The head shapes differ in terms of shape and design. There are six basic shapes:

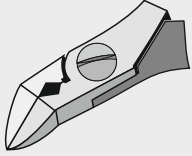
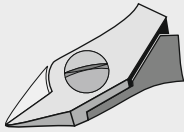
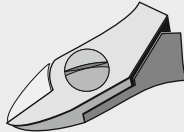
Shape	Tip Cutter Straight relieved head	Tip Cutter Pointed relieved head	Tip Cutter Angled, narrow head
<b>Visibility and accessibility</b> Cutting at the outermost tip of the cutter	 <p>This head is suitable for horizontal and vertical cuts. The long tips facilitate cutting in hard-to-reach areas.</p>	 <p>This is the narrowest head shape. The underside is relieved and facilitates optimum access even to extremely hard-to-reach areas.</p>	 <p>The angled head provides for precise cuts at different working angles.</p>
<b>Series 600 Micro</b>	670E*, 670EP*, 670EPF* (p. 25)	622NB, 632NCF, 676E, 776E (p. 25)	
<b>Series 2400 MagicSense</b>	2470E (p. 27)		2475E, 2482E (p. 27)
<b>Series 500 Medium</b>	570E, 573E** (p. 31)	592E, 792E (p. 31)	555E, 572E, 575E, 582E, 593AE (p. 30)
<b>Series 800 Maxi</b>		884E (p. 33)	

\* very short head

\*\* straight head for vertical working

## Wire definition

- Piano wire, stainless spring steel wire, material 1.4310, tensile strength 2000–2400 MPa
- Hard wire, stainless steel wire, material 1.4301, tensile strength 1800 MPa
- Medium-hard wire, stainless steel wire, material 1.4301, tensile strength 800 MPa
- Soft wire, copper, aluminium, tensile strength 250 MPa

Tip Cutter Angled wide head	Side Cutter Tapered head	Side Cutter Oval head
		
<p>The angled head provides for precise cuts at different working angles.</p>	<p>One side of the cutter is tapered, enabling the user to work even in hard-to-reach areas without reducing the cutting capacity.</p>	<p>This is the standard head shape. It is used for all cutting jobs in easy-to-reach areas. The solid head provides for a high cutting capacity and is characterised by its robustness.</p>
	<p>622NA (p. 24)</p>	<p>612N, 622N, 632N (p. 24)</p>
<p>2403E, 2404E (p. 27)</p>	<p>2477E (p. 26)</p>	<p>2412E, 2422E, 2432E (p. 26)</p>
<p>503E, 504AE (p. 29)</p>	<p>577E, 595E (p. 29)</p>	<p>512E, 512N, 522N, 532N, 599E (p. 28)</p>
	<p>886E (p. 33)</p>	<p>812N, 822N, 896E (p. 32)</p>

**High cutting capacity**  
Cutting over the full length of the cutter


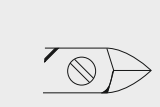
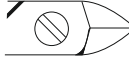

**Erem offers carbide cutters for (see P. 34/35) for cutting high-hardness wire (piano wire).**

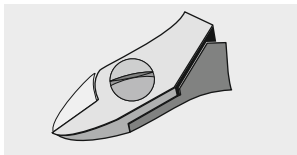
# Cutters

## Side- and Tip Cutters

### Series 600 Micro – high grade tool steel, ESD safe, resharpenable

Miniature cutters for extremely fine electronics offering improved access into confined areas.

	Micro	Medium	Maxi	
				
	<b>Series 600</b>	<b>New</b> <b>Series 2400</b> <b>MagicSense</b>	<b>Series 500</b>	<b>Series 800</b>
Width a	9,0 mm	11,0 mm	11,0 mm	13,5 mm
Thickness b	6,0 mm	6,0 mm	6,5 mm	7,5 mm



### Side Cutters – oval head

The most common cutting head for standard cutting applications. The robust cutting head allows high cutting capability.



#### Model/Order No.

#### Description

**612N**

Side cutter semi flush cut, small head for very good access, medium hard wire 0,8 mm, hard wire 0,5 mm, Cu 1,3 mm, 110 mm, 48 g



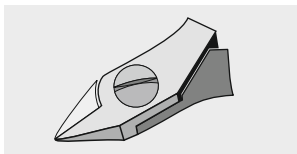
**622N**

Side cutter flush cut, small head for very good access, medium hard wire 0,8 mm, Cu 1,3 mm, 110 mm, 48 g



**632N**

Side cutter super full flush cut, small head for very good access, medium hard wire 0,7 mm, Cu 1,3 mm, 110 mm, 48 g



### Side Cutters – tapered head

Small tapered head for cutting application in dense working areas.



#### Model/Order No.

#### Description

**622NA**

Side cutter flush cut, medium hard wire 0,7 mm, Cu 1,0 mm, 110 mm, 48 g

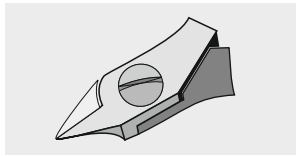
Optional: Safety lead device + 12,60 Euro holds wire scraps after cutting.

Note: For all side cutters series 500, 600 and 2400. Add "W" when ordering, e. g. 595EW  
Wire definitions see p. 22



# Cutters

## Side- and Tip Cutters



### Tip Cutters – tapered and relieved head

Fine cutter head. One side is cut away for access even in confined areas.



#### Model/Order No.

#### Description

**622NB**

Side cutter flush cut, super fine relieved head, allows very good access, medium hard wire 0,6 mm, Cu 0,8 mm, 110 mm, 48 g



**676E**

Side cutter flush cut, same as 622NB, short cutting head and more robust medium hard wire 0,6 mm, Cu 0,8 mm, 110 mm, 48 g



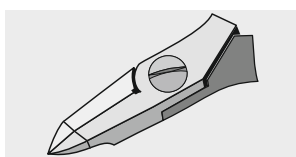
**776E**

Side cutter super full flush cut, miniature side cutter, super fine relieved head, allows very good access, medium hard wire 0,6 mm, Cu 0,8 mm, 110 mm, 48 g



**632NCF**

Side cutter super full flush cut, only for soft materials 110 mm, 48 g



### Tip Cutters – straight tapered and relieved head

Fine cutter head allows access even in confined areas.



#### Model/Order No.

#### Description

**670E**

Tip cutter, flush cut, vertical, short head, medium hard wire 0,5 mm, Cu 0,8 mm, 110 mm, 48 g



**670EP**

Tip cutter, flush cut, vertical, very precise, short head, for PCBs and micro packages up to 0,25 mm, medium hard wire 0,4 mm, Cu 0,6 mm, 110 mm, 48 g



**670EPF**

Same as 670EP, but finer version for micro pitches under 0,5 mm, short head, 110 mm, 48 g





# Cutters

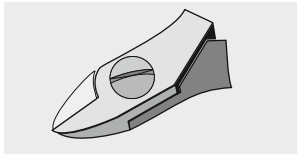
## Side- and Tip Cutters

**NEW**

### Series 2400 MagicSense – high grade tool steel, ESD safe, resharpenable

Medium size. Combines robustness, view and accessibility. The series 2400 MagicSense offers optimal ergonomic shape and very high hardness grade.

	Micro	Medium	Maxi	
				
	<b>Series 600</b> <b>New</b>	<b>Series 2400 MagicSense</b>	<b>Series 500</b>	<b>Series 800</b>
Width a	9,0 mm	11,0 mm	11,0 mm	13,5 mm
Thickness b	6,0 mm	6,0 mm	6,5 mm	7,5 mm



### Side Cutters – oval head

The most common cutting head for standard cutting applications. The robust cutting head allows high cutting capability.



#### Model/Order No.

2412E

#### Description

Semi flush cut, robust cutting head for general cutting applications, high cutting capability, medium hard wire 1,0 mm, hard wire 0,5 mm, Cu 1,6 mm, 130 mm



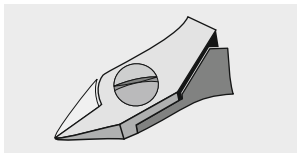
2422E

Flush cut, robust head for general cutting applications, high cutting capability, for soft wire, medium hard wire 1,0 mm, Cu 1,6 mm, 130 mm



2432E

Super full flush cut, razor blades cut medium hard wire 0,8 mm, Cu 1,6 mm, 130 mm



### Side Cutters – tapered head

Small tapered head for cutting application in dense working areas.



#### Model/Order No.

2477E

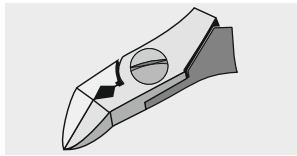
#### Description

Flush cut, tapered head, for cutting application in dense working areas, medium hard wire 1,0 mm, Cu 1,3 mm, 127 mm

Wire definitions see p. 22

# Cutters

## Side- and Tip Cutters

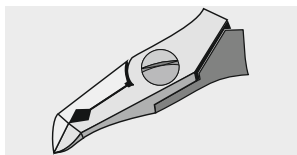


### Tip Cutters – angled, wide head

Angled head for precision, reach and operator visibility.



Model/Order No.	Description
2403E	Flush cut, blunt and robust cutting head, very precise cut, tip cutter for general cutting applications, angled 30° medium hard wire 1,0 mm, Cu 1,6 mm, 130 mm
2404E	Flush cut, same as 2403E, but with fine and rounded head, angled 30° medium hard wire 0,8 mm, Cu 1,3 mm, 130 mm

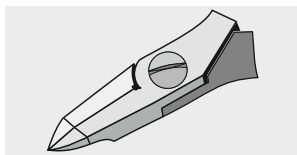


### Tip Cutters – angled, narrow head

Angled head for precision, reach and operator visibility.



Model/Order No.	Description
2482E	Flush cut, medium size, especially for cutting on circuit boards and DIL, for 90° and 180° operation cuts, angled 45° medium hard wire 0,6 mm, Cu 1,2 mm, 135 mm
2475E	Flush cut, for fine work at hybrid or micro component, allows very good access, angled 45° medium hard wire 0,4 mm, Cu 0,6 mm, 135 mm



### Tip Cutters – straight, tapered and relieved head

Long, fine straight, tapered head for good access to narrow places.



Model/Order No.	Description
2470E	Flush cut, angled head, for horizontal cutting and good access to narrow places, tip cutter for cutting at the extreme tip, medium hard wire 0,4 mm, Cu 0,6 mm, 140 mm





Optional: Safety lead device + 12,60 Euro holds wire scraps after cutting.  
 Note: For all side cutters series 500, 600 and 2400. Add "W" when ordering, e. g. 595EW  
 Info: Pliers of series 2400 MagicSense see chapter pliers.  
 Wire definitions see p. 22

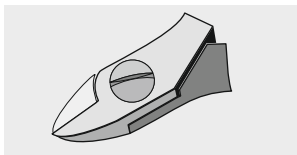
# Cutters

## Side- and Tip Cutters

### Series 500 Medium – high grade tool steel, ESD safe, resharpenable

Medium size. Combines robustness, view and accessibility. Big variety of cutting heads for precise cutting in dense working areas.

	Micro		Medium	Maxi
				
	<b>Series 600</b>	<b>New</b> <b>Series 2400</b> <b>MagicSense</b>	<b>Series 500</b>	<b>Series 800</b>
Width a	9,0 mm	11,0 mm	11,0 mm	13,5 mm
Thickness b	6,0 mm	6,0 mm	6,5 mm	7,5 mm



### Side Cutters – oval head

The most common cutting head for standard cutting applications. The robust cutting head allows high cutting capability.



#### Model/Order No.

**512N**

#### Description

Side cutter semi flush cut, economical line, robust, for general cutting applications and precise working, high cutting capability, medium hard wire 1,0 mm, hard wire 0,5 mm, Cu 1,6 mm, 115 mm, 67 g



**512E**

Side cutter semi flush cut, same as 512N but burnished head, medium hard wire 1,0 mm, hard wire 0,5 mm, Cu 1,6 mm, 115 mm, 67 g



**522N**

Side cutter flush cut, economical line, robust, for general cutting applications and precise working, high cutting capability, medium hard wire 1,0 mm, Cu 1,6 mm, 115 mm, 67 g



**599E**

Side cutter flush cut, with short and robust head, medium hard wire 1,0 mm, Cu 1,6 mm, 115 mm, 67 g

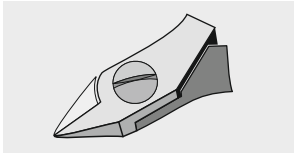


**532N**

Side cutter super full flush cut, for precise cutting, with very sharp cut, medium hard wire 0,8 mm, Cu 1,6 mm, 115 mm, 67 g

# Cutters

## Side- and Tip Cutters



### Side Cutters – tapered head

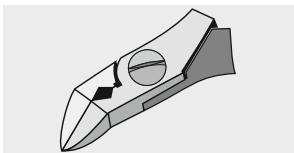
The small tapered cutter allows cutting in dense working areas.



Model/Order No.	Description
595E	Side cutter flush cut, small tapered head for cutting in dense working areas, medium hard wire 1,0 mm, Cu 1,3 mm, 115 mm, 67 g



577E	Side cutter flush cut, small short tapered head for cutting in dense working areas, medium hard wire 1,0 mm, Cu 1,3 mm, 115 mm, 67 g
------	--



### Tip Cutters – angled, wide head

Angled head for precision, reach and operator visibility.



Model/Order No.	Description
503E	Tip cutter flush cut 30°, wide and robust cutting head but precise cut, for general cutting applications, medium hard wire 1,0 mm, Cu 1,6 mm, 110 mm, 67 g



504AE	Tip cutter flush cut 30°, same as 503E but with fine rounded head, medium hard wire 0,8 mm, Cu 1,3 mm, 110 mm, 67 g
-------	---

Optional: Safety lead device + 12,60 Euro holds wire scraps after cutting.

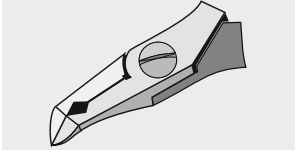
Note: For all side cutters series 500, 600 and 2400. Add "W" when ordering, e. g. 595EW

Info: Pliers of series 500 see chapter pliers.

Wire definitions see p. 22

# Cutters

## Side- and Tip Cutters



### Tip Cutters – angled, narrow head

Angled head for precision, reach and operator visibility.



#### Model/Order No.

#### Description

555E

Tip cutter flush cut 35°, small cutting head, strong version, for cutting applications in confined areas where high cutting capacity is required, medium hard wire 0,6 mm, Cu 1,3 mm, 120 mm, 68 g



572E

Tip cutter flush cut 40°, relieved jaws for easier access, medium hard wire 0,6 mm, Cu 1,3 mm, 115 mm, 68 g



582E

Tip cutter flush cut 45°, ideal for working on PCBs or cutting component leads, „Anti Overbite System“ avoids blades overlapping, medium hard wire 0,6 mm, Cu 1,3 mm, 115 mm, 68 g



582EW

flush cut, small tapered head for access even in confined areas, same as 582E but with safety lead service, medium hard wire 0,6 mm, Cu 1,3 mm, 115 mm, 67 g



593AE

Tip cutter flush cut 30°, cut easily DIL leads from the rear, cut pins on dense PCBs, medium hard wire 0,4 mm, Cu 1,0 mm, 115 mm, 68 g



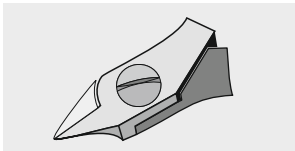
575E

Tip cutter flush cut 45°, very small cutting head, for dedicate work on hybrid circuits or micro modules, medium hard wire 0,2 mm, Cu 0,6 mm, 110 mm, 67 g

Wire definitions see p. 22

# Cutters

## Side- and Tip Cutters



### Tip Cutters – tapered and relieved head

Fine cutter head. One side is cut away for access even in confined areas.



#### Model/Order No.

#### Description

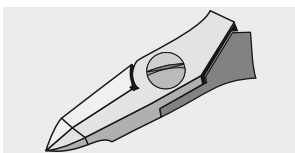
592E

Side cutter flush cut,  
medium hard wire 0,4 mm, Cu 0,8 mm,  
115 mm, 67 g



792E

Side cutter super full flush cut, very sharp cut,  
medium hard wire 0,4 mm, Cu 0,6 mm,  
115 mm, 67 g



### Tip Cutters – straight, tapered and relieved head

Fine and narrow cutter head allows access in confined areas.



#### Model/Order No.

#### Description

570E

Tip cutter flush cut, horizontal  
for cutting at extreme tips,  
medium hard wire 0,4 mm, Cu 0,6 mm,  
120 mm, 67 g

### Tip Cutters – oval head for vertical tip cutting



#### Model/Order No.

#### Description

573E

Tip cutter flush cut, for soft wire,  
Cu 0,8 mm,  
120 mm, 67 g

Optional: Safety lead device + 12,60 Euro holds wire scraps after cutting.


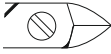
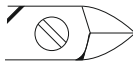
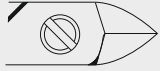
Note: For all side cutters series 500, 600 and 2400. Add "W" when ordering, e. g. 595EW

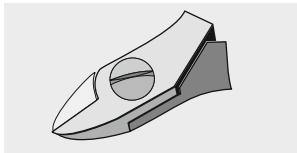
# Cutters

## Side- and Tip Cutters

### Series 800 Maxi – high grade tool steel, ESD safe, resharpenable

The strongest and toughest series. Cut relatively large wire sizes.

	Micro	Medium		Maxi
				
	Series 600	<b>New</b> Series 2400 MagicSense	Series 500	Series 800
Width a	9,0 mm	11,0 mm	11,0 mm	13,5 mm
Thickness b	6,0 mm	6,0 mm	6,5 mm	7,5 mm



### Side Cutters – oval head

The most common cutting head for standard cutting applications. The robust cutting head allows high cutting capability.



#### Model/Order No.

#### Description

**812N**

Side cutter semi flush cut, robust head,  
medium hard wire 1,2 mm, hard wire 0,6 mm, Cu 1,8 mm,  
120 mm, 67 g



**896E**

Side cutter semi flush cut, for hard wire,  
Kovar wire, connector pins,  
medium hard wire 1,2 mm, hard wire 0,6 mm, Cu 1,8 mm,  
120 mm, 67 g



**822N**

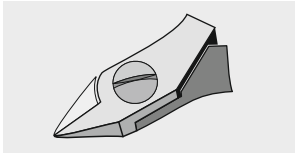
Side cutter flush cut,  
medium hard wire 1,2 mm, Cu 1,8 mm,  
120 mm, 67 g

Wire definitions see p. 22



# Cutters

## Side- and Tip Cutters

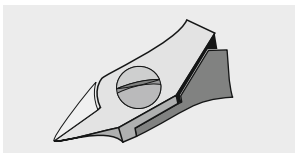


### Side Cutters – tapered head

Small tapered head for cutting application in dense working areas.



Model/Order No.	Description
886E	Side cutter flush cut, with robust, tapered head, medium hard wire 1,0 mm, Cu 1,8 mm, 120 mm, 83 g



### Tip Cutters – tapered and relieved head

The smallest head shape. One side is cut away for access even in confined areas.



Model/Order No.	Description
884E	Side cutter flush cut, with robust, tapered head, medium hard wire 0,8 mm, Cu 1,8 mm, 120 mm, 81 g

Optional: Safety lead device + 12,60 Euro holds wire scraps after cutting.

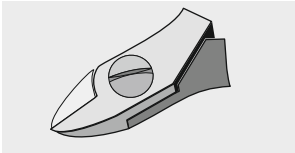
Note: For all side cutters series 500, 600 and 2400. Add "W" when ordering, e. g. 595EW

# Cutters

## Side- and Tip Cutters

### Tungsten Hard Metal Cutters – high grade tool steel, ESD safe, resharpenable

High grade tool steel, Tungsten Carbide blades, for constant load. High precision side cutter for stainless and hard wires like Nickel plated wire and cored-wire electrode. Piano until 60 HRC.



#### Side Cutters – oval head

The most common cutting head for standard cutting applications. The robust cutting head allows high cutting capability.



#### Model/Order No.

#### Description

**622TX**

Flush cut, miniature side cutter, small head, piano wire 0,2 mm, medium hard wire 0,6 mm, hard wire 0,4 mm, Cu 1,2 mm, 115 mm, 67 g



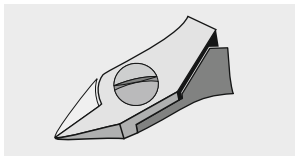
**599T**

Semi flush cut, robust side cutter, Tungsten Carbide blades, for standard cutting applications, high cutting capability, piano wire 0,6 mm, medium hard wire 1,0 mm, hard wire 0,8 mm, Cu 1,5 mm, 115 mm, 67 g



**599TF**

Flush cut, robust side cutter, Tungsten Carbide blades, for standard cutting applications, high cutting capability, piano wire 0,6 mm, medium hard wire 1,0 mm, hard wire 0,8 mm, Cu 1,5 mm, 115 mm, 67 g



#### Side Cutters – tapered head

Small tapered head for cutting application in dense working areas.



#### Model/Order No.

#### Description

**595T**

Side cutter semi flush cut, Tungsten Carbide blades, piano wire 0,4 mm, medium hard wire 0,8 mm, hard wire 0,6 mm, Cu 1,5 mm, 115 mm, 67 g



**595TF**

Side cutter flush cut, Tungsten Carbide blades, piano wire 0,4 mm, medium hard wire 0,8 mm, hard wire 0,6 mm, Cu 1,5 mm, 115 mm, 67 g

Wire definitions see p. 22

# Cutters

## Side- and Tip Cutters

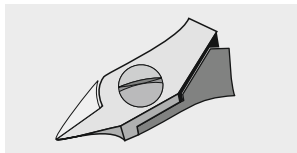
### Side Cutters – tapered head (continued)



Model/Order No.	Description
2476TX1	Flush cut, small head allows very good access, fine tips, high precision side cutter series 2400 (MagicSense) for piano wire 0,3 mm, medium hard wire 0,5 mm, hard wire 0,4 mm, Cu 1,0 mm



576TX1	Flush cut, small head allows very good access, fine tips, high precision side cutter for piano wire 0,3 mm, medium hard wire 0,5 mm, hard wire 0,4 mm, Cu 1,0 mm
--------	--



### Tip Cutters – tapered and relieved head

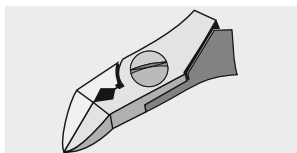
The smallest head shape. One side is cut away for access even in confined areas.



Model/Order No.	Description
2476TX	Flush cut, high precision tip cutter series 2400 (MagicSense), very fine tips, piano wire 0,1 mm, medium hard wire 0,3 mm, hard wire 0,2 mm, Cu 1,0 mm



576TX	Flush cut, high precision tip cutter, Tungsten Carbide blades, very fine tips, piano wire 0,1 mm, medium hard wire 0,3 mm, hard wire 0,2 mm, Cu 1,0 mm, 115 mm, 67 g
-------	--



### Tip Cutters – angled, wide head

Angled head for precision, reach and operator visibility.



Model/Order No.	Description
503ET	Tip cutter semi flush cut 30°, Tungsten Carbide blades, wide and robust head but fine cut, piano wire 0,4 mm, medium hard wire 0,8 mm, hard wire 0,6 mm, Cu 1,2 mm, 110 mm, 67 g



503ETF	Same as 503ET but flush cut, Tungsten Carbide blades, piano wire 0,4 mm, medium hard wire 0,8 mm, hard wire 0,6 mm, Cu 1,2 mm, 110 mm, 67 g
--------	---

# Cutters

## Specials / Pneumatic Side + Tip Cutters

### Specials – high grade tool steel, ESD safe



Model/Order No.	Description
147A	Side cutter semi flush cut, compound action, Cu 1,8 mm, 120 mm, 100 g



884EPCM	Side cutter flush cut, for PCB separation only, 115 mm, 79 g, max. cutting capability wide 2,0 mm thickness 1,5 mm
---------	--



632NCF	Miniature side cutter super full flush cut, ergonomical line, designed for soft materials like small Silicone tubing, miniature rubber gaskets or cutting of molded soft synthetic parts, 110 mm, 67 g
--------	--



599FO	Side cutter for Kevlar silks only, 115 mm, 67 g
-------	---



599TFO	Side cutter semi flush cut, high grade tool steel, Tungsten Carbide blades, for cutting fibre optics, Kevlar, vectran braided wires or small stainless wires, 115 mm, 67 g
--------	--

### Pneumatic Side + Tip Cutters



Model/Order No.	Description
1500BSF	Pneumatic cutter housing, 130 mm, 130 g

# Cutters

## Pneumatic Side + Tip Cutters

### Cutting Heads for 1500BSF

#### Side Cutters – Oval Head



Model/Order No.	Description
1512N	Cutting head semi flush cut, high grade tool steel, max. Cu 1,6 mm



1522N	Cutting head flush cut, high grade tool steel, max. Cu 1,6 mm
-------	---

#### Side Cutters – Tapered Head



Model/Order No.	Description
1522NA	Cutting head flush cut, high grade tool steel, max. Cu 1,4 mm

#### Side Cutters – relieved head



Model/Order No.	Description
1522NB	Cutting head flush cut, high grade tool steel, max. Cu 1,2 mm

#### Tip Cutters – angled head



Model/Order No.	Description
1503E	Cutting head flush cut 30°, high grade tool steel, max. Cu 1,2 mm



Model/Order No.	Description
1522NPC	Side cutter, suitable for cutting printed circuit boards, max. cutting capability wide 2,0 mm, thickness 1,5 mm

# Cutters

## Distance Cutters

### Distance Cutters – high grade tool steel, ESD safe Fixed Cutting Height (= F)



Model/Order No.	Description
530E06	Distance cutter, flush cut, F = 0,6 mm, max. Cu 1,2 mm, 120 mm, 67 g
530E08	Distance cutter, flush cut, F = 0,8 mm, max. Cu 1,2 mm, 120 mm, 67 g
530E10	Distance cutter, flush cut, F = 1,0 mm, max. Cu 1,2 mm, 120 mm, 67 g
530E12	Distance cutter, flush cut, F = 1,2 mm, max. Cu 1,2 mm, 120 mm, 67 g
530E13	Distance cutter, flush cut, F = 1,3 mm, max. Cu 1,2 mm, 120 mm, 67 g
530E15	Distance cutter, flush cut, F = 1,5 mm, max. Cu 1,2 mm, 120 mm, 67 g
530E18	Distance cutter, flush cut, F = 1,8 mm, max. Cu 1,2 mm, 120 mm, 67 g
530E20	Distance cutter, flush cut, F = 2,0 mm, max. Cu 1,2 mm, 120 mm, 67 g

# Cutters

## Distance Cutters

### Distance Cutters – high grade tool steel, ESD safe Fixed Cutting Height (= F), angle 45°



Model/Order No.	Description
549E	Distance cutter, flush cut, F = 1,5 mm, max. Cu 1,2 mm, 120 mm, 67 g

549E10	Distance cutter, flush cut, F = 1,0 mm, max. Cu 1,2 mm, 120 mm, 67 g
--------	--

549E12	Distance cutter, flush cut, F = 1,2 mm, max. Cu 1,2 mm, 120 mm, 67 g
--------	--

### Distance Cutters – high grade tool steel, ESD safe Adjustable Cutting Height (= V)









Model/Order No.	Description
530E15A	Distance cutter, flush cut, V = 1,2 to 6 mm, max. Cu 1,2 mm, 120 mm, 70 g



573EB	Distance cutter, plastic anvil, flush cut, V = 0 to 5 mm, max. Cu 0,8 mm, 115 mm, 70 g
-------	--

# Pliers

## Pliers – high grade tool steel, anti-glare finish, ESD safe

	Model/Order No.	Description
	543E	Round nose plier, with smooth jaws, very precise, 120 mm, 67 g
	547	Needle nose plier, with smooth rounded jaws, very precise, 120 mm, 67 g
	542E	Flat nose plier, with smooth jaws, precise radiused edges, 120 mm, 67 g
	531E	Flat nose plier, Nylon inserts to prevent nicking 125 mm, 67 g
	544E	Chain nose plier, with smooth jaws, 120 mm, 67 g
	544D	Chain nose plier, with smooth jaws, inside serrated, 125 mm, 67 g



# Pliers

## Pliers Series 2400 MagicSense – high grade tool steel, anti-glare finish, ESD safe

Model/Order No.	Description
2411P	Needle nose pliers with smooth rounded jaws, very precise, 146 mm
2411PD	Needle nose pliers, same as 2411P, but inside serrated tips, 146 mm
2442P	Flat nose pliers with smooth jaws, precise radiused edges, 146 mm
2443P	Round nose pliers with smooth jaws, very precise, for bending wires, 146 mm

### Side Cutters



Model/Order No.	Description
<b>EROP355</b>	Side cutter, semi flush cut, burnished, ESD safe, max. Cu 1,0 mm, 110 mm, 61 g



<b>EROP155</b>	Side cutter, semi flush cut, burnished, ESD safe, max. Cu 1,0 mm, 110 mm, 72 g
----------------	--



<b>EROP419</b>	Side cutter, semi flush cut, burnished, ESD safe, max. Cu 2,0 mm, 130 mm, 110 g
----------------	---



<b>EROP357</b>	Side cutter, semi flush cut, burnished, ESD safe, max. Cu 0,6 mm, 110 mm, 61 g
----------------	--

### Tip Cutters



Model/Order No.	Description
<b>EROP331</b>	Tip cutter, flush cut, burnished, ESD safe, max. Cu 1,5 mm, 120 mm, 81 g



<b>EROP330</b>	Tip cutter, flush cut, burnished, ESD safe, max. Cu 1,0 mm, 130 mm, 84 g
----------------	--

## EROP

## Cutters and Pliers

## Pliers



Model/Order No.	Description
<b>EROP172</b>	Round nose plier, burnished, ESD safe, 125 mm, 63 g



<b>EROP174</b>	Needle nose plier, burnished, ESD safe, 120 mm, 66 g
----------------	---



<b>EROP277</b>	Needle nose plier, burnished, ESD safe, 140 mm, 90 g
----------------	---



<b>EROP280</b>	Needle nose plier, burnished, ESD safe, 170 mm, 113 g
----------------	--



<b>EROP170</b>	Flat nose plier, burnished, ESD safe, 120 mm, 63 g
----------------	---



<b>EROP171</b>	Flat nose plier, burnished, ESD safe, 120 mm, 67 g
----------------	---

# Stripping Tools

## Front Stripping – high grade tool steel, ESD safe



Model/Order No.	Description
510AE	Front stripping tool, adjustable AWG 30–18 (0,25–1,02 mm), 120 mm, 75 g



552E	Front stripping tool, high precision, adjustable AWG 42–24 (0,06–0,60 mm), 120 mm, 80 g
------	---

## Side Stripping – high grade tool steel, ESD safe



Model/Order No.	Description
552S	Side stripping tool, high precision, adjustable AWG 42–24 (0,06–0,60 mm), 120 mm, 80 g

# Pre-Forming Tools

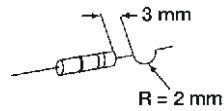
**For Passive Components – high grade tool steel, anti-glare finish, ESD safe**

## Model/Order No.

## Description

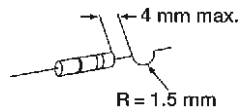
554E

Pre-forming tool, u-shape max. 65 mm, capacitors 0,7 mm, resistors 1/2 W, 120 mm, 70 g



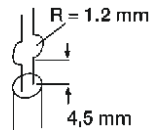
554A

Pre-forming tool, u-shape transverse, max. 65 mm, head width 4 mm, 120 mm, 70 g



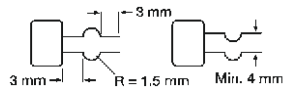
554TX

Pre-forming tool, double u-shape simultaneously, max. 65 mm, head width 2,5 mm, 120 mm, 70 g



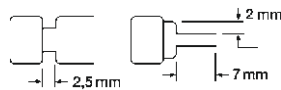
50788

Pre-forming tool, cut and bent max. 65 mm, 120 mm, 70 g



50789Z

Pre-forming tool, cut and bent max. 65 mm, 120 mm, 70 g

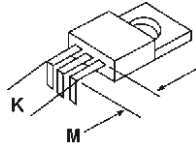


# Pre-Forming Tools

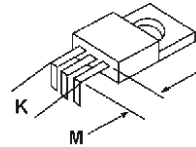
## For Active Components – high grade tool steel, anti-glare finish, ESD safe



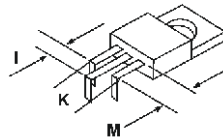
Model/Order No.	Description
500103A	Pre-forming tool, bents 3–12 mm, 120 mm, 85 g



500210E	Pre-forming tool, cut and bent 3,8–15 mm, 120 mm, 85 g
---------	---



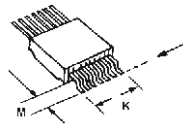
500104A	Pre-forming tool for 3 leads, 3,5–15 mm, 120 mm, 85 g
---------	--



## For Flat Packs, Quads – high grade tool steel, ESD safe



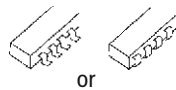
Model/Order No.	Description
80013C	Pre-forming tool, cut and bent, max. 13 mm, 120 mm, 100 g



## For DIL / IC – high grade tool steel, ESD safe



Model/Order No.	Description
8091C	Pre-forming tool, cut and bent, up to 20 pins, 120 mm, 98 g



# IC + SMD Tools

## Inserting and Extracting – high grade tool steel, ESD safe



Model/Order No.	Description
505C	Inserting and extracting pliers, 14–16 pins, 20 mm, adjustable, 120 mm, width .300

505BGC	Inserting and extracting pliers, 28 pins, 36 mm, adjustable, 120 mm, width .300
--------	---

505BG	Inserting and extracting pliers, 28 pins, 36 mm, adjustable, 120 mm, width .600
-------	---

## Straightening – high grade tool steel, ESD safe



Model/Order No.	Description
808G	Straightening pliers, 8 to 16 pins, parallel or laterally, 125 mm, 85 g

## Cutting – high grade tool steel, anti-glare finish, ESD safe



Model/Order No.	Description
670EP	High precision tip cutter for cutting leads up to 0,25 mm, 110 mm, 48 g



593AE	High precision tip cutter bent, cuts leads from the rear, medium hard wire 0,4 mm, Cu 1,0 mm, 115 mm, 67 g
-------	--

# Fibre Optic Tools/Kits

## Side Stripping – high grade tool steel, anti-glare finish, ESD safe



Model/Order No.	Description
552S	Side stripping tool, high precision, adjustable AWG 42–30 120 mm, 80 g

## Cutting – high grade tool steel, ESD safe



Model/Order No.	Description
599FO	Side cutter for Kevlar silks only, 115 mm, 67 g



Model/Order No.	Description
599TFO	Side cutter semi flush cut, Tungsten Carbide blades, for cutting fibre optics, Kevlar and small stainless wires, 115 mm, 67 g

## Holding / Gripping



Model/Order No.	Description
249SA	Precision tweezers with PPS tips, special stainless steel, unmagnetic, 120 mm, 20 g

## Kit for SMD handling



Model/Order No.	Description
3900KC	Kit for SMD handling consists of: 51SA precision tweezers 102ACA SMD tweezers 103ACA SMD tweezers 150SAMB SMD tweezers 150SAMF SMD tweezers 670EP tip cutter



# Vacuum Manipulator

## Handle



Model/Order No.	Description
3000ESD	Handle

## Adapter



Model/Order No.	Description
3200	Adapter 360° rotating, straight nozzle

3231	Adapter fix for use with suction tips series 3300
------	---

3232	Adapter fix for use with suction cup 2052E
------	--

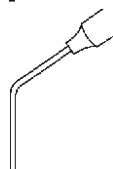
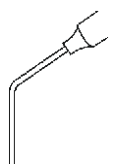
## Suction Tips Straight



Model/Order No.	Description
2044Z	Suction tip 0,90 mm straight, Teflon tip for use with rotating adapter 3200 or fix adapter 3232

2041Z	Suction tip 1,4 mm straight, Teflon tip for use with rotating adapter 3200 or fix adapter 3232
-------	--

## Suction Needles



Model/Order No.	Description
3303	Suction needle bent 45°, 0,16 mm, stainless steel, for use with fix adapter 3231

3305Z	Suction needle bent 45°, 0,25 mm, stainless steel, for use with fix adapter 3231
-------	--

3310Z	Suction needle bent 45°, 0,65 mm, stainless steel, for use with fix adapter 3231
-------	--

# Vacuum Manipulator/Kits

## Suction Cups



Model/Order No.	Description
2052E	Suction cup Ø 4,5 mm, Silicone rubber, for use with rotating adapter 3200 or fix adapter 3232

## Accessories

Model/Order No.	Description
3715Z	Membrane pump 230 V, 5 l/min, max. vacuum -250 mbar (NOT FOR USE WITH 3000WESD)

3008ESD	Tubing system flexible, 1,8 m, ESD safe
---------	---

3717	Filter for tubing system 3008ESD
------	----------------------------------



3740	Table holder for 3000ESD w/o accessory
------	--

## Vacuum-Kit

Model/Order No.	Description
3000KCESD	Vakuum-Kit
	consists of:
	<b>3000ESD</b> Handle
	<b>3200</b> Adapter rotating
	<b>3231</b> Adapter fix
	<b>3305Z, 3310Z, 3315</b> Suction needles bent
	<b>2052E</b> Suction cup 4,5 mm
	<b>KDS 260L</b> Suction cup 9,5 mm
	<b>3740</b> Table holder
	<b>3715Z</b> Membrane pump 230 V
	<b>3008ESD</b> tubing system
	<b>3717</b> Filter
	<b>102ACA</b> SMD tweezers



# Tool Kits



## Erem Toolset Universal

Model/Order No.	Description
3600KU	Erem Toolset Universal consists of: XP600 Precision-screwdriver set for electronics 2412E Series 2400 MagicSense side cutter, semi-flush, oval head 2442P Series 2400 MagicSense flat nose pliers 622NB Tip cutter, flush, relieved, long, fine head AASA Precision tweezers 2ASASL Precision tweezers



## Erem 2400 MagicSense

Model/Order No.	Description
2400KMS	Erem 2400 MagicSense consists of: 2412E Series 2400 MagicSense side cutter, semi-flush, oval head 2482E Series 2400 MagicSense tip cutter, flush, narrow head 2411P Series 2400 MagicSense needle nose pliers



## Erem Tweezers Prime Selection

Model/Order No.	Description
3300TPS	Erem Tweezers Prime Selection consists of: 3SA Precision tweezers with pointed tips straight 2ASA Precision tweezers with flat rounded tips for gripping smaller components, tip width 2 mm 7SA Precision tweezers curved, relieved, with pointed tips



## Erem SMD Tweezers – Universal


Model/Order No.	Description
3400TSMDU	Erem SMD Pinzetten – Universal consists of: 103ACA SMD precision tweezers angled 45°, tip width 0.5 mm 150SAMF SMD precision tweezers with round tips, angled 40° 102ACAX SMD precision tweezers with angled pointed tips 7SA Precision tweezers curved, relieved, with pointed tips



## Erem Premium Tweezers

Model/Order No.	Description
3500TP	Erem Premium Tweezers consists of: 3SA Precision tweezers with pointed tips straight 2ASA Precision tweezers with flat rounded tips 7SA Precision tweezers curved, relieved, with pointed tips 102ACA SMD precision tweezers tip width 0.5 mm, angled 45° 15AGW Cutting tweezers with narrow oblique head

# Notes





**Dispensers, Syringes Adapters, Needles**

**Kahnetics®**

Discontinuation of all Kahnetics products  
effective as from 30.06.2010

# Content

<b>Dispensers &amp; Systems</b>	<b>55</b>
<b>Wands</b>	<b>55</b>
<b>Syringes Adapters</b>	<b>56</b>
<b>Needles</b>	<b>57 – 58</b>
<b>Accessories</b>	<b>58</b>
<b>Index</b>	<b>256</b>

# Dispensers & Systems

KDS824A



Order No.	Model	Description
0053163699	KDS824A Deluxe Shot Meter 230V/120V	<ul style="list-style-type: none"> <li>• Shot time duration adjustable from 0,01 to 99,99 seconds</li> <li>• Vacuum feature prevents dripping</li> <li>• Electrically actuated foot pedal</li> <li>• One channel without time controlled air</li> </ul>

KDS834A



Order No.	Model	Description
0053165699	KDS834A Economy Shot Meter 230V/120V	<ul style="list-style-type: none"> <li>• Shot time duration adjustable from 0,01 to 99,99 seconds</li> <li>• Vacuum feature prevents dripping</li> <li>• Electrically actuated foot pedal</li> </ul>

KDS806V



Order No.	Model	Description
KDS806V	KDS806V Foot Valve with Vacuum	<ul style="list-style-type: none"> <li>• Basic ON-OFF function</li> <li>• Foot actuated for excellent ergonomics</li> <li>• Works on compressed air input only, no electricity required</li> <li>• 0-100 PSI regulator and gauge</li> <li>• Vacuum feature prevents dripping</li> </ul>

# Wands

## Wands



Order No.	Model	Description
KDS301	KDS301 Vacuum Pick-up Wand	<ul style="list-style-type: none"> <li>• Attaches to the air accessory port of the KDS824A</li> <li>• A finger control on the wand allows an easily pick up of small components</li> <li>• Comes with three sizes of conductive suction cups KDS260S (3,2 mm), KDS260M (6,3 mm), KDS260L (9,5 mm)</li> </ul>

## Spare Parts Suction Cups KDS301

Order No.	Model	Description
KDS260S	KDS260S	Suction Cup Small 3,2 mm for KDS301
KDS260M	KDS260M	Suction Cup Medium 6,3 mm for KDS301
KDS260L	KDS260L	Suction Cup Large 9,5 mm for KDS301

# Syringe Adapters

- Unique design works with all manufacturer's syringes
- 360° swivel on adapter head for ease of motion
- Use with single component, two part, self-leveling and non-self-leveling materials

## Metal Adapters Assemblies (universal)

- Metal syringe adapter with 6" (2 m) air line and fitting
- Plugs directly into any shot meters
- Fittes all syringes usual in trade



Order No.	Size	Airline Diameter		Pack quantity
		Inch	mm	
KDS805S6	5CC	3/32"	2,4	1
KDS810S6	10CC	3/32"	2,4	1
KDS830S6	30CC	3/32"	2,4	1

## Plastic Adapters Assemblies

- Plastic adapter head with 6" (2 m) air line and fitting
- for Kahnetics syringes only



Order No.	Size	Airline Diameter		Pack quantity
		Inch	mm	
KDS510S6	10CC	3/32"	2,4	1
KDS530S6	30CC	3/32"	2,4	1

## Miscellaneous Accessories



Order No.	Description
KDS816	Syringe Holder Stand



# Needles



## Stainless Steel Plastic Hub Dispensing Needles

Order No.	Description	Gauge	Inside Ø		Outside Ø		Length		Colour	Pack quantity
			Inch	mm	Inch	mm	Inch	mm		
<b>KDS1412P</b>	Threaded Hub Needle	14	0,067	1,70	0,083	2,11	1/2	12,70	dark green	50
<b>KDS141P</b>	Threaded Hub Needle	14	0,067	1,70	0,083	2,11	1	25,40	dark green	50
<b>KDS1512P</b>	Threaded Hub Needle	15	0,060	1,52	0,072	1,83	1/2	12,70	orange	50
<b>KDS1612P</b>	Threaded Hub Needle	16	0,053	1,35	0,064	1,63	1/2	12,70	purple	50
<b>KDS161P</b>	Threaded Hub Needle	16	0,053	1,35	0,064	1,63	1	25,40	purple	50
<b>KDS16112P</b>	Threaded Hub Needle	16	0,053	1,35	0,064	1,63	1 1/2	38,10	purple	50
<b>KDS1712P</b>	Threaded Hub Needle	17	0,045	1,14	0,060	1,52	1/2	12,70	white	50
<b>KDS1812P</b>	Threaded Hub Needle	18	0,038	0,97	0,050	1,27	1/2	12,70	pink	50
<b>KDS181P</b>	Threaded Hub Needle	18	0,038	0,97	0,050	1,27	1	25,40	pink	50
<b>KDS1912P</b>	Threaded Hub Needle	19	0,032	0,81	0,042	1,07	1/2	12,70	brown	50
<b>KDS191P</b>	Threaded Hub Needle	19	0,032	0,81	0,042	1,07	1	25,40	brown	50
<b>KDS2012P</b>	Threaded Hub Needle	20	0,026	0,66	0,035	0,89	1/2	12,70	yellow	50
<b>KDS201P</b>	Threaded Hub Needle	20	0,026	0,66	0,035	0,89	1	25,40	yellow	50
<b>KDS2112P</b>	Threaded Hub Needle	21	0,023	0,58	0,032	0,89	1/2	12,70	green	50
<b>KDS2212P</b>	Threaded Hub Needle	22	0,019	0,48	0,028	0,71	1/2	12,70	black	50
<b>KDS221P</b>	Threaded Hub Needle	22	0,019	0,48	0,028	0,71	1	25,40	black	50
<b>KDS2312P</b>	Threaded Hub Needle	23	0,017	0,43	0,025	0,64	1/2	12,70	light blue	50
<b>KDS2512P</b>	Threaded Hub Needle	25	0,012	0,30	0,020	0,51	1/2	12,70	blue	50
<b>KDS3012P</b>	Threaded Hub Needle	30	0,006	0,15	0,012	0,30	1/2	12,70	lavender	50
<b>KDS660</b>	500 Pieces Needle Kit									500
<b>KDSSAMPLEPACK</b>	Needle Sample Pack									5

Packages 1.000 pcs. on request

# Needles



## Tapered Tip Needles

Order No.	Description	Gauge	Inside Ø		Colour	Pack quantity
			Inch	mm		
<b>KDS14TNP</b>	Taper Tip Needle	14	0,063	1,60	salmon	50
<b>KDS16TNP</b>	Taper Tip Needle	16	0,048	1,22	grey	50
<b>KDS18TNP</b>	Taper Tip Needle	18	0,034	0,86	green	50
<b>KDS20TNP</b>	Taper Tip Needle	20	0,024	0,61	pink	50
<b>KDS22TNP</b>	Taper Tip Needle	22	0,017	0,43	blue	50

# Accessories

## Miscellaneous Accessories

Order No.	Description	Pack quantity
<b>KDS825</b>	Panel Mount Coupler	1
<b>KDS900</b>	Male Connector large Barb	5
<b>KDS901</b>	Female Connector for KDS301	1
<b>TAL332CH</b>	air-line for syring adapter	
<b>APC5132CM</b>	air-line for KDS301	



**Soldering, Desoldering, Hot Air**

**Weller®**

# Content

## Surveys 61 – 65

Function of Soldering, Microtools, Hot Air and Desoldering Stations	61
Tools – Stations	62 – 63
Soldering Irons – Soldering Tips	64
Irons – Nozzles	65
Tools – Safety Rests	66 – 67

## NEW PRODUCTS

WSM 1C - Portable and rechargeable soldering station	
WSM 1 Soldering station with switching power supply	
Precision electric screwdriver for industrial series assembly	
Control unit and accessories	

## Soldering Stations 68 – 81

Electronically Controlled Soldering Stations	70 – 80
Soldering with Inert Gas	77
Solder Feeder Systems	78
Solder Stations for use with Solder Robots	79
Ferro Magnetic Controlled Soldering Stations (Magnastat)	81

## Soldering Irons and Tips 82 – 111

Electronically Controlled Low Voltage Soldering Irons and Tips	84 – 100
Cordless Soldering Irons and Tips	100
Magnastat Controlled Low Voltage Soldering Irons and Tips	101 – 103
Magnastat Controlled Line Voltage Soldering Irons	104 – 106
Unregulated Line Voltage Soldering Irons	106 – 107
Butane Gas Powered Soldering Irons	108 – 111

## Desoldering Stations 112 – 119

## Desoldering Irons, Nozzles and Heads 120 – 125

## Hot Air Stations 126 – 133

200 W Hot Air Stations	128 – 129
100 W Hot Air Stations	130
700 W Hot Air Stations	131 – 133
Hot Air Guns	133

## Hot Air Irons and Nozzles 134 – 141

## BGA/QFP Rework 142 – 149

## Fume Extraction 150 – 171

Tip Extraction Units and FE Irons	152 – 158
Volume Extraction Units and Accessory	159 – 165
Accessories	166 – 169
Installation options	170 – 171

## Accessory 172 – 221

Temperature Measuring and Calibration	174 – 175
Heating Plates	176 – 177
PCB Board Holders	178
Soldering Bathes	179
Miscellaneous	180 – 184
Safety Rests	185
Index Exploded Drawings	187

## Spare Parts 222 – 226

## Index 257

Alpha-Numerical	257 – 259
Numerical	260 – 263

# Survey

## Function of Soldering, Hot Air and Desoldering Stations

- connectable
- scope of delivery

Model	Soldering					Microtools (High-Speed-regulation)	Desold- ering	Hot Air			
	50 W	80 W	120 W	150 W	200 W	40 W / 80 W Tweezers	80 W	100 W	200 W	700 W	
WS 51	<span style="color: #C00000;">■</span>										
WS 81	<span style="color: #00AEEF;">■</span>	<span style="color: #C00000;">■</span>									
WD 1000	<span style="color: #00AEEF;">■</span>	<span style="color: #C00000;">■</span>									
WSD 81	<span style="color: #00AEEF;">■</span>	<span style="color: #C00000;">■</span>									
WD 2000	<span style="color: #00AEEF;">■</span>	<span style="color: #C00000;">■</span>	<span style="color: #00AEEF;">■</span>	<span style="color: #00AEEF;">■</span>							
WD 1	<span style="color: #00AEEF;">■</span>	<span style="color: #00AEEF;">■</span>									
WD 2	<span style="color: #00AEEF;">■</span>	<span style="color: #00AEEF;">■</span>	<span style="color: #00AEEF;">■</span>	<span style="color: #00AEEF;">■</span>							
WSD 151	<span style="color: #00AEEF;">■</span>	<span style="color: #00AEEF;">■</span>	<span style="color: #00AEEF;">■</span>	<span style="color: #C00000;">■</span>							
WD 1M	<span style="color: #00AEEF;">■</span>	<span style="color: #00AEEF;">■</span>	<span style="color: #00AEEF;">■</span>			<span style="color: #00AEEF;">■</span>					
WD 2M	<span style="color: #00AEEF;">■</span>	<span style="color: #00AEEF;">■</span>	<span style="color: #00AEEF;">■</span>	<span style="color: #00AEEF;">■</span>		<span style="color: #00AEEF;">■</span>					
WD 3M	<span style="color: #00AEEF;">■</span>	<span style="color: #00AEEF;">■</span>	<span style="color: #00AEEF;">■</span>	<span style="color: #00AEEF;">■</span>	<span style="color: #00AEEF;">■</span>	<span style="color: #00AEEF;">■</span>					
for connection of external supply of compressed air/inert Gas	WAD 101	<span style="color: #00AEEF;">■</span>	<span style="color: #00AEEF;">■</span>					<span style="color: #C00000;">■</span>			
	WDD 81V	<span style="color: #00AEEF;">■</span>	<span style="color: #00AEEF;">■</span>				<span style="color: #C00000;">■</span>				
	WDD 161V	<span style="color: #00AEEF;">■</span>	<span style="color: #C00000;">■</span>		<span style="color: #00AEEF;">■</span>		<span style="color: #C00000;">■</span>				
	WHA 3000V									<span style="color: #C00000;">■</span>	
self contained pump / turbine	WHA 3000P									<span style="color: #C00000;">■</span>	
	WHA 900									<span style="color: #C00000;">■</span>	
	WMD 1A	<span style="color: #00AEEF;">■</span>	<span style="color: #00AEEF;">■</span>		<span style="color: #00AEEF;">■</span>		<span style="color: #00AEEF;">■</span>	<span style="color: #C00000;">■</span>			
	WMD 1D	<span style="color: #00AEEF;">■</span>	<span style="color: #00AEEF;">■</span>		<span style="color: #00AEEF;">■</span>		<span style="color: #C00000;">■</span>	<span style="color: #00AEEF;">■</span>			
	WMD 3K2	<span style="color: #00AEEF;">■</span>	<span style="color: #C00000;">■</span>		<span style="color: #00AEEF;">■</span>		<span style="color: #C00000;">■</span>	<span style="color: #00AEEF;">■</span>			
	WR 3M	<span style="color: #00AEEF;">■</span>	<span style="color: #C00000;">■</span>		<span style="color: #00AEEF;">■</span>	<span style="color: #00AEEF;">■</span>	<span style="color: #00AEEF;">■</span>	<span style="color: #C00000;">■</span>	<span style="color: #00AEEF;">■</span>	<span style="color: #C00000;">■</span>	<span style="color: #00AEEF;">■</span>

# Survey Tools

## Stations

Tools	Tip delivered	Stations								
		WD 1	WD 1000	WD 1M	WD 1000M	WD 1000 HPT	WD 2	WD 2000	WD 2M	
DSX 80	DX 113 HM									
DXV 80	DX 113 HM									
FE 50	LT B with adapter	■	■	■	■	■	■	■	■	
FE 50M	LT B with adapter									
FE 75	LT B with adapter	■	■	■	■	■	■	■	■	
FE 80	HT 2	■	■	■	■	■	■	■	■	
HAP 1										
HAP 200										
LR 21	ET B	■	■	■	■	■	■	■	■	
LR 82	HT 2	■	■	■	■	■	■	■	■	
MPR 80	LT B	■	■	■	■	■	■	■	■	
TCP S	LT B with adapter									
WHP 80		■	■	■	■	■	■	■	■	
WMP	NT 1	■	■	■	■	■	■	■	■	
WSB 80		■	■	■	■	■	■	■	■	
WSB 150				■		■	■	■	■	
WP 80 / WSP 80	LT B	■	■	■	■	■	■	■	■	
WP 120	XTB					■	■		■	
WSP 150	LHT F					■	■	■	■	
WP 200										
WST 81 / 82		■	■	■	■	■	■	■	■	
WTA 50	WTA 1	■	■	■	■	■	■	■	■	
WMRP	RT 3			■	■	■			■	
WMRT	RTW 2			■	■	■			■	
WVP										
WRK										

	WD 2000M	WD 3M	WSD 81	WSD 151	WAD 101	PUD 151R	WDD 81V	WDD 161V	WTCP 51	WMD 3	WR 3M	WS 81
							■	■		■	■	
							■	■		■	■	
	■	■	■	■	■	■	■	■		■	■	■
									■			
	■	■	■	■	■	■	■	■		■	■	■
	■	■	■	■	■	■	■	■		■	■	■
					■					■	■	
											■	
	■		■	■	■	■	■	■		■	■	■
	■		■	■	■	■	■	■		■	■	■
	■		■	■	■	■	■	■		■	■	■
									■			
	■		■	■	■	■	■	■		■	■	■
	■		■	■	■	■	■	■		■	■	■
	■		■	■	■	■	■	■		■	■	■
	■	■		■		■		■		■	■	
	■		■	■	■	■	■	■		■	■	■
	■		■	■	■	■	■	■		■	■	■
	■	■		■		■		■		■	■	
	■		■	■	■	■	■	■		■	■	■
	■	■		■		■		■		■	■	
	■		■	■	■	■	■	■		■	■	■
	■	■		■		■		■		■	■	
											■	
											■	
											■	
											■	

# Survey Soldering Tips and Soldering Irons

	XT Series	XHT Series	RT Series	RTW Series	LT Series	ET Series	NT Series	LHT Series	HT Series	MT Series	WTA Series	WC Series	PT Series	CT Series	SPI Series
FE 50M													■		
FE 75					■										
FE 80									■						
LR 21					■	■									
LR 82									■						
MLR 21					■ with Ad.										
MPR 80					■ with Ad.										
MT 1500										■					
SPI 16, 27, 41, 81															■
TCP 12					■ with Ad.										
TCP 24					■ with Ad.										
TCP S					■ with Ad.								■		
W 101														■	
W 101SP														■	
W 201														■	
W 61														■	
WC 100												■			
WMP							■								
WMRP			■												
WMRT				■											
WP 80					■										
WP 120	■														
WP 200		■													
WSP 150								■							
WSP 80					■										
WSP 80FE					■										
WP 80IG					■										
WP 120IG	■														
WTA 50											■				



# Survey Reflow Nozzles

	DX Line	CSF Heads	DS Line	F Line	R Line	D Line	Q Line	NR Line	ND Line	NQ Line	NQT Line
DS 22			■								
DS 80			■								
DSV 80			■								
DSX 80	■	■									
DXV 80	■	■									
HAP 1				■	■	■	■				
HAP 200				■	■	■	■				
HAP 3								■	■	■	■
HAP 300								■	■	■	■

# Survey Safety Rests

## Safety Rest

Tools	AK 1	AK 10	AK 20	AK 21	AK 51	AKS	AKT 30	KH 4	KH 6	KH 20	KH 23	KH 25P	KH 27	
DS 80	■		■											
DSX 80	■		■											
DXV 80														
FE 50	■		■									■		
FE 50M	■		■									■		
FE 75	■		■									■		
FE 80	■		■									■		
HAP 1	■		■											
HAP 2		■												
HAP 200														
HAP 3		■												
HAP 3000							■							
LR 21	■		■							■	■			
LR 82	■		■											
MPR 80				■									■	
TCPS	■		■								■			
Vac. Tweezer														
W 61	■							■						
W 101	■								■	■				
WMP														
WMRP														
WMRT														
WP 80														
WP 120														
WP 80IG / WP 120IG														
WSFP 5/8						■								
WSP 80														
WSP 150	■												■	
WP 200														
WTA 50					■									

	WPH 80	KHE	KHE/P	KHP	WDH 10	WDH 10T	WDH 11T	WDH 20	WDH 20T	WDH 30	WDH 30T	WDH 40	WDH 50	WDP	WDH50T FE	WMRTH
										■						
										■	■					
												■				
		■	■							■						
		■	■							■						
		■	■							■	■					
		■	■							■						
										■						
		■	■							■						
		■	■	■						■	■					
										■						
														■		
								■	■							
													■		■	
					■	■										■
					■	■										
						■										
	■															
							■									
										■						
												■				
										■						
												■				

# New Soldering stations

Rechargeable battery soldering stations / mains powered soldering station

**Precise temperature control, short heat-up time and ESD safe operation!**

**Two models are available**

This soldering station is developed especially for user who needs a small and mobile station for professional applications. Two models are available, a battery powered soldering station for remote use away from a standard power supply and a soldering station with a switching power supply. The rechargeable soldering station can easily be operated outside laboratories or product lines. The rechargeable model has a real temperature control and can be kept up with the mains-operated station. The battery station is recharged by a car adapter quickly. The ergonomic micro soldering pencil with integrated heating element is powered with the latest digital control. Due to its ESD safe housing this station is perfect for clean rooms, laboratories or product lines.

## WSM 1C - Portable and rechargeable soldering station

Order No.	Model	Description
005 32 936 99	WSM 1C	<b>WSM 1C – The professional, mobile rechargeable soldering station with switching power supply</b> <ul style="list-style-type: none"><li>• Cordless soldering capacity up to 1 hour</li><li>• Recharge time 20 minutes</li><li>• Latest LiFePo4 rechargeable battery technology</li><li>• ESD safe (for industrial applications)</li><li>• Equipotential bonding socket</li><li>• Integrated micro soldering pencil WMRP (40 W) with ergonomic design</li><li>• Stop+Go for energy efficient switch off of soldering pencil</li><li>• Replaceable micro soldering pencil RT 3 with integrated heating element, chisel, 1.3 mm</li><li>• Dimensions: L x B x H (mm): 280 x 195 x 110</li><li>• Weight: approx. 300 g</li><li>• Mains voltage: 100 V to 240 V; 50 Hz to 60 Hz</li><li>• Power consumption: 40 W</li><li>• Protection class: II (switching power supply)</li><li>• Temperature control: 100 °C – 400 °C</li><li>• Equipotential bonding: via 3.5 mm pawl socket on side of device</li></ul>



Included in delivery

Soldering station WSM 1C with integrated rechargeable battery and soldering pencil WMRP

Safety rest with WDC 2 dry cleaner

# New Soldering stations

Rechargeable battery soldering stations / mains powered soldering station

## WSM 1 Soldering station with switching power supply

Order No.	Model	Description
005 32 926 99	WSM 1	<p><b>WSM 1 – The handy soldering station, like the WSM 1C, with switching power supply, without rechargeable battery</b></p> <ul style="list-style-type: none"> <li>• ESD safe (for industrial applications)</li> <li>• Equipotential bonding socket</li> <li>• Integrated micro soldering pencil WMRP (40 W) with ergonomic design</li> <li>• Stop+Go for energy efficient switch off of soldering pencil</li> <li>• Replaceable micro soldering pencil RT 3 with integrated heating element, chisel, 1.3 mm</li> <li>• Dimensions: L x B x H (mm): 280 x 195 x 110</li> <li>• Weight: approx. 300 g</li> <li>• Mains voltage: 100 V to 240 V; 50 Hz to 60 Hz</li> <li>• Power consumption: 40 W</li> <li>• Protection class: III (soldering pencil and soldering station), Protection class: II (switching power supply)</li> <li>• Temperature control: 100 °C – 400 °C</li> <li>• Equipotential bonding: via 3.5 mm pawl socket on side of device</li> </ul>



Included in delivery

Soldering station WSM 1 with soldering pencil WMRP

Safety rest with WDC dry cleaner

Soldering tip RT 3, chisel, 1.3 mm

# New Electric screwdriver

## Electric screwdriver

### Precision electric screwdriver for industrial series assembly.

Ideal for assembly work requiring low torque values. Suitable for precision electronics work, e.g. transformers, pcbs, housing parts, etc.



### Connection overview:

Screwdriver	Control unit Analog WTS A	Control unit Digital WTS D
WTBS12L Lever start	■	■
WTBS35L Lever start	■	■
WTBS35ECL Lever start	■	■
WTBS12P Push start	■	■
WTBS35P Push start	■	■

### Brushless electric screwdriver with lever or push start, ESD compliant

- Torque values from 0.05 to 3.5 Nm
- Brushless motors (maintenance-free)
- Lever or push start
- Minimal noise level < 55 dBA
- ESD compliant
- High switch-off accuracy
- One-handed changeover for forward/reverse operation
- Chuck for 1/4" bits
- Non-manipulatable torque setting
- Adjustable shut-off clutch
- With suspension bail
- Wide range of accessories
- Suitable for use in clean rooms

### Electric screwdriver with lever start for connection to control unit WTS A (analog design) or control unit WTS D (digital design)

Order No..	Model	Speed	Torque range	Adjustable torque range
005 39 091 99	WBTS12L	650	0.05 - 1.2 Nm	manual
005 39 093 99	WBTS35L	800	0.5 - 3.5 Nm	manual
005 39 095 99	WBTS35ECL	800	0.5 - 3.5 Nm	via control unit

### Electric screwdriver with push start connects to control unit WTS A (analog design) or to control unit WTS D (digital design)

Order No..	Model	Speed	Torque range	Adjustable torque range
005 39 092 99	WBTS12P	650	0.05 - 1.2 Nm	manual
005 39 094 99	WBTS35P	800	0.5 - 3.5 Nm	manual

Included in delivery

Electric screwdriver with 2.5 m connecting cable, 8-pole

# New Electric screwdriver

## Control unit and accessories



Abbildung ähnlich

### Analog design WTS A

- Rotary switches for easy operation (sets torque, speed and softstart)
- Speed control from 60 % to 100 % rated speed
- Softstart 0-2 sec.
- LED display in green (OK) and red (not OK) for screw connection
- ESD compliant housing
- Voltage In: 100 - 240 V AC

### Digital design WTS D

- Plain text display for easy programming
- Continuous speed control
- Torque display via LED green/red
- Softstart 0-2 sec.
- Forward / reverse operation
- Hot air max. 10 l/min
- Fast pre-tightening with setting for slow final tightening stage
- ESD compliant housing
- Variety of language settings
- Password-protected display setting
- Voltage In: 100 - 240 V AC

### Control unit for electric screwdriver

Analog (WTS A) and digital (WTS D) design available

### Accessories for Weller electric screwdriver

Order No.	Model	Description / Application
005 87 677 01	WAH12	90° Angle head for WBTS12L Ideal for confined spaces
005 87 677 02	WAH35	90° Angle head for WBTS35L Ideal for confined spaces
005 87 677 03	WBAL	Balancer Load capacity between 0.4 - 1.0 kg
005 87 677 04	WCAB5M	Connection cord 5m Flexible connection cord 8 Pin
005 87 677 05	WCAB5MS	Spiral connection cord 5m Flexible spiral cable; 8 Pin
005 87 677 06	WTT5	Torque tester up to 5 Nm For checking the torque setting

Further accessories available on request.

# Soldering Stations







## The New Highlight: WD 2000M Power Unit and Micro Tweezers WMRT

### High Speed Regulation

- The High Speed Regulation enables the use of the micro tools WMRP and WMRT. In addition further Weller standard tools are applicable.
- A simultaneous use of 2 soldering tools up to 80 Watt is possible with the WD 2M. When using a soldering tool with 150 W, the second channel will automatically be switched OFF.

### Operation simplicity

- The big LC display allows clear information and simple handling.
- Three fixed temperatures can be assigned with the temperature buttons. You can set the temperature value as desired.


### Functionality

- The following settings are possible without any accessory unit: custom-designed calibration function, programmable temperature decrease (setback), interlock functions and remote ID for ISO applications.

### USB interface in series

- The USB Interface allows exact data logging and various ISO applications.
- There is the possibility of control of the station via external PC.

### Automatic tool recognition



# Soldering Stations

## Electronically Controlled Soldering Station

### Electronic Soldering Station with additional High Speed Regulation for Micro Soldering Tools USB Interface for data logging and PC-Control included

The Weller WD M Multifunction Devices are designed for special soldering tasks in the industrial manufacturing and repair service. The additionally included High Speed Regulation enables the use of the micro tools WMRP and WMRT. In addition further Weller standard tools are applicable. The USB Interface allows various ISO applications and the control of the station via external PC.



Order No.	Model	Description
005 34 066 99	WD 1M	<b>Power Unit digital 160 W, 230 V, for Micro Soldering Iron WMRP and Micro Tweezers WMRT with USB-Interface</b> <ul style="list-style-type: none"> <li>• Soldering Tools to be ordered separately</li> <li>• High Speed Regulation for Micro Soldering Tools WMRP and micro tweezers WMRT</li> <li>• Digital temperature control for all Weller Soldering Tools up to 150 W</li> <li>• Temperature range 50°C–450°C</li> <li>• High contrast LC-Display</li> <li>• Three short-keys for self programmable preset temperatures</li> <li>• Special function menu for custom specific calibration, Set-Back, Lock, Remote ID for ISO applications</li> <li>• Automatic tool recognition</li> <li>• Safety class 1 (power unit), safety class III (soldering iron)</li> <li>• Potential-free plug (factory set hard grounded)</li> <li>• Dimensions: 134 x 108 x 147 mm (L x W x H)</li> <li>• USB-interface</li> </ul>

consists of:

- WD 1M Power Unit
- Power Cord
- Potential Free Plug
- USB cable and software CD


<b>WD 1M</b>	<b>Power Unit 120 V / 100 V available on request</b>
--------------	--



Order No.	Model	Description
005 34 166 99	WD 1000HPT	<b>Micro Soldering station digital 160 W, 230 V, with High Power soldering iron WP 120</b> <ul style="list-style-type: none"> <li>• When placing the iron in the safety rest WDH 10T the power is switched OFF at once or with time delay</li> <li>• Soldering tips can be changed solely by hand, no other tool needed</li> <li>• Heating-up time max. 4 sec.</li> </ul>

consists of:

- 005 34 066 99 WD 1M
- 005 29 193 99 WP 120
- 005 15 161 99 WDH 10T



- Power unit, USB cable and software CD
- High Power Soldering pencil with soldering tip XTB
- Safety rest for WP 120 with Stop+Go function

# Soldering Stations

## Electronically Controlled Soldering Stations



Soldering Tips: see page 91  
Spare parts: [www.weller.eu](http://www.weller.eu)

Order No.	Model	Description
005 34 086 99	WD 1000M	<b>Micro Soldering station digital 160 W, 230 V, with Micro Soldering Pencil WMRP, 40 W</b> <ul style="list-style-type: none"> <li>• The high-grade heat transfer system ensures perfect stability of tip-temperature</li> <li>• Control unit WD 1M and soldering pencil WMRP</li> <li>• When placing the iron in the safety rest WDH 50 the power is switched OFF at once or with time delay</li> <li>• Soldering tips can be changed solely by hand, no other tool needed</li> <li>• Heating-up time max. 5 sec.</li> </ul>
consists of:		
005 34 066 99	WD 1M	Power unit, USB cable and software CD
005 29 171 99	WMRP	Soldering pencil WMRP, 40 W
005 44 603 99	RT 3	RT 3 soldering tip, chisel tip 1,3 x 0,4 mm
005 15 156 99	WDH 50	Safety rest for WMRP micro soldering pencil with Stop+Go function



Order No.	Model	Description
005 34 106 99	WD 2M	<b>2 Channel Power Unit digital 160 W, 230 V, for Micro Soldering Iron WMRP and Micro Tweezers WMRT with USB-Interface</b> <ul style="list-style-type: none"> <li>• Soldering Tools to be ordered separately</li> <li>• Basic functions as WD 1M</li> <li>• Simultaneous use of 2 soldering tools up to 80 Watts</li> <li>• When using a soldering tool with 150 W, the second channel will automatically be switched OFF</li> <li>• Temperature range 50°C–450°C</li> <li>• Dimensions: 134 x 108 x 147 mm (L x W x H)</li> <li>• USB-interface</li> </ul>
consists of:		
		WD 2M Power Unit
		Power Cord
		Potential Free Plug
		USB cable and software CD

### Purchase Order Proposal:

**WD 2M power unit, WMRP micro soldering iron, WDH 50 safety rest with Stop+Go function, WMRT micro tweezers, WMRT safety rest with Stop+Go function. Soldering tools WMRP and WMRT on page 91/92.**

WD 2M

Power Unit 120 V / 100 V available on request

# Soldering Stations

## Electronically Controlled Soldering Station



Order No.	Model	Description
005 34 126 99	WD 2000M	<b>2 Channel Power Unit digital 160 W, 230 V, with Micro Soldering Iron WMRP and Micro Tweezers WMRT. With USB-Interface</b> <ul style="list-style-type: none"> <li>basic functions as WD 1M</li> </ul>

consists of:

005 34 106 99	WD 2M	Power Unit
005 29 171 99	WMRP	Micro soldering iron
005 44 603 99	RT 3	RT 3 soldering tip, chisel tip 1,3 x 0,4 mm
005 15 156 99	WDH 50	Safety rest with Stop+Go function
005 13 174 99	WMRT	Micro tweezers
005 44 652 99	RTW 2	RTW 2 Tip Set 0,7 x 0,4 mm
005 15 146 99	WMRTH	Safety rest with Stop+Go function
		Power Cord
		Potential Free Plug
		USB cable and software CD

**Soldering tools WMRP and WMRT on page 91/92.**



**NEW**

Order No.	Model	Description
005 33 726 99	WD 3M	<b>Power Unit digital 420 W, 230 V for High Power Soldering irons WP 120, WP 200 and Micro tools WMRP and WMRT. With USB Interface.</b> <ul style="list-style-type: none"> <li>Soldering Tools to be ordered separately</li> <li>High Speed Regulation for Micro Soldering Tools WMRP and micro tweezers WMRT</li> <li>Digital temperature control for all Weller Soldering Tools up to 200 W</li> <li>Temperature range 50°C–450°C (WSP 150 550°C)</li> <li>High contrast LC-Display</li> <li>Three short-keys for self programmable preset temperatures</li> <li>Special function menu for custom specific calibration, Set-Back, Lock, Remote ID for ISO applications</li> <li>Automatic tool recognition</li> <li>Safety class 1 (power unit), safety class III (soldering iron)</li> <li>Potential-free plug (factory set hard grounded)</li> <li>Dimensions: 237 x 235 x 102 mm (L x W x H)</li> <li>USB-interface</li> </ul>

consists of:

WD 3M Power unit
Power Cord
Potential Free Plug
USB Cable and software CD

**WD 3M**

**Power Unit 120 V / 100 V available on request**

# Soldering Stations

## Electronically Controlled Soldering Stations

Order No.	Model	Description
005 33 736 99	WD 3000HPT	<b>Soldering Station digital 420 W, 230 V with High Power Soldering Iron WP 120, Micro Soldering Iron WMRP and Micro Tweezers WMRT</b> <ul style="list-style-type: none"> <li>• WP 120 High-Power Soldering Iron for HF shieldings, Micro-Tools for handling of small and sensitive SMT components.</li> <li>• Three channels with High-Speed-Regulation for all Micro-Tools and the High-Power Soldering Iron WP 120.</li> <li>• Dimensions (L x W x H): 237 x 235 x 102 mm/10.75 x 9.25 x 4.02 inches</li> <li>• Mains voltage: 230 V / 50/60 Hz; 120 V / 50/60 Hz</li> <li>• Power input: max. 420 W</li> <li>• Protection class: I</li> <li>• Temperature control: 50°C – 450°C (150°F – 850°F)</li> <li>• Temperature accuracy: ± 9°C (± 17°F)</li> <li>• Temperature stability: ± 5°C (± 9°F)</li> <li>• Tip-to-ground resistance: &lt; 2 Ω</li> <li>• Potential-free plug (factory set hard grounded)</li> </ul>

consists of:		
005 33 726 99	WD 3M	Power Unit
005 29 193 99	WP 120	High Power Soldering Iron, 120 W
005 15 161 99	WDH 10T	Safety Rest with Stop + Go function
005 29 171 99	WMRP	Micro Iron, 40 W
005 44 603 99	RT 3	Soldering tip
005 15 156 99	WDH 50	Safety Rest with Stop + Go function
005 13 174 99	WMRT	Micro Tweezers, 80 W (2 x 40 W)
005 15 146 99	WMRTH	Safety Rest with Stop + Go function
005 44 652 99	RTW 2	Soldering tip Set

Order No.	Model	Description
005 33 746 99	WD 3002HPT	<b>Soldering Station digital 420 W, 230 V with two High Power Soldering Irons WP 120</b> <ul style="list-style-type: none"> <li>• One station, two High-Power Soldering Iron for different applications or parallel work.</li> <li>• Three channels with High-Speed-Regulation for all Micro-Tools and High-Power Soldering Iron WP 120.</li> </ul>

consists of:		
005 33 726 99	WD 3M	Power Unit
005 29 193 99	WP 120	High-Power Soldering Iron, 120 W, 2x
005 15 161 99	WDH 10T	Safety Rest with Stop + Go function, 2x

# Soldering Stations

## Electronically Controlled Soldering Stations

### Electronically Controlled Soldering Stations

The Weller Silver Line Series has been developed for electronic experts. The tip temperature is electronically controlled. The maximum temperature is 450°C (WSD 151 550°C) within a tolerance of  $\pm 2\%$ . With the antistatic properties of the power unit and the soldering iron the stations meet all current requirements of ESD safety. Potential balance of the soldering tip can be effected by a plug. All electronically controlled Weller tools can be connected up to the maximum power of the according station. The automatic tool recognition provides the optimal settings of the tools.



Order No.	Model	Description
005 34 006 99	WD 1	<b>Power unit digital 80 W, 230 V for Soldering Iron WP 80 with USB Interface (optionally)</b> <ul style="list-style-type: none"> <li>• Microprocessor-controlled soldering station in a modern ergonomic design for Weller soldering tools up to 80 W</li> <li>• Temperature control 50°C–450°C</li> <li>• Big LC display</li> <li>• Three fixed temperatures can be assigned with the temperature buttons.</li> <li>• The following settings are possible without any accessory unit: custom-designed calibration function, programmable temperature decrease (setback), interlock functions and remote ID for ISO applications.</li> <li>• The antistatic design of the safety rest has got four different settings.</li> <li>• The soldering tools themselves are recognised automatically by the WD 1 / WD 1000 and the corresponding control parameter assigned.</li> <li>• Protection class I (control unit), protection class III (soldering iron)</li> <li>• Equipotential bonding (normal state hard grounded)</li> <li>• Dimensions: 134 x 108 x 147 mm (L x W x H)</li> </ul> <b>You find the application-oriented soldering tools WP 80, WMP, MPR 80, LR 82 on pages 84/93/87/97.</b> <b>For lead free soldering we recommend soldering set WP 80 (page 84).</b>
Accessory: 005 31 185 99		USB interface for ISO application

**WD 1 Power Unit 120 V / 100 V available on request**



Order No.	Model	Description
005 34 026 99	WD 1000	<b>Soldering station, digital, 80 W, 230 V with soldering iron WP 80 (80 W) and with USB interface (optionally)</b> <ul style="list-style-type: none"> <li>• same functions as WD 1</li> </ul>
consists of: 005 34 006 99 005 29 180 99 005 15 121 99		WD 1 Power unit WP 80 Soldering iron with LT B tip WDH 10 Safety rest
Accessory: 005 31 185 99		USB interface for ISO application

Soldering Tips: see page 87 and the following  
Spare parts: see [www.weller.eu](http://www.weller.eu)

# Soldering Stations

## Electronically Controlled Soldering Stations

Order No.	Model	Description
005 34 026 70	WD 1000T	<b>Micro Soldering station digital 160 W, 230 V, with Soldering Iron WP 80, 80 W</b>



- Same function as WD 1 power unit
- Microprocessor-controlled soldering station in a modern ergonomic design for Weller soldering tools up to 80 W
- When placing the iron in the safety rest WDH 10T the power is switched OFF at once or with time delay
- Soldering tips can be changed solely by hand, no other tool needed
- Heating-up time max. 5 sec.

consists of:

005 34 006 99	WD 1	Power unit
005 29 180 99	WP 80	Soldering iron with soldering tip LTB
005 15 161 99	WDH 10T	Safety rest for WP 80 with Stop+Go function

Order No.	Model	Description
005 34 046 99	WD 2	<b>Power unit digital 160 W / 230 V for Soldering Iron WP 80 (80 W) and with USB Interface (optionally)</b>



- Microprocessor-controlled soldering station in a modern ergonomic design for Weller soldering tools up to 150 W
- Temperature control 50°C–450°C
- Big LC display
- Three fixed temperatures can be assigned with the temperature buttons.
- The following settings are possible without any accessory unit: custom-designed calibration function, programmable temperature decrease (setback), interlock functions and remote ID for ISO applications.
- The antistatic design of the safety rest has got four different settings.
- The soldering tools themselves are recognised automatically by the WD 1 / WD 1000 and the corresponding control parameter assigned.
- Protection class I (control unit), protection class III (soldering iron)
- Equipotential bonding (normal state hard grounded)
- Dimensions: 134 x 108 x 147 mm (L x W x H)

**You find the application-oriented soldering tools WP 80, WMP, MPR 80, LR 82 on pages 84/93/87/97.**

**For lead free soldering we recommend soldering set WP 80 (page 84).**

Accessory:

005 31 185 99	WD 2	USB interface for ISO application
		<b>Power unit 120 V / 100 V available on request</b>

Order No.	Model	Description
005 34 146 99	WD 2000	<b>Soldering station, digital, 160 W, 230 V with 2 x soldering iron WP 80 (80 W)</b>



- same functions as WD 2

consists of:

005 34 046 99	WD 2	Power unit
005 29 180 99	2 x WP 80	Soldering iron with LT B tip
005 15 121 99	2 x WDH 10	Safety rest

Soldering Tips: see 87 and the following  
Spare parts: see [www.weller.eu](http://www.weller.eu)

Accessory:

005 31 185 99		USB interface for ISO application
---------------	--	-----------------------------------

# Soldering Stations

## Electronically Controlled Soldering Stations



Soldering Tips: see page 87ff  
Spare parts: see [www.weller.eu](http://www.weller.eu)

Order No.	Model	Description
005 32 606 99	WSD 81	<b>Soldering station digital 80 W, 230 V, with 80 W Silver Line soldering iron</b>

- Digitally controlled electronic for soldering tools up to 80 W
- Temperature range 50°C–450°C
- Temperature control via buttons
- 3-position digital display
- Calibration box WCB 2 (see page 174) may be connected for CALIBRATION, LOCK OUT or OFFSET function
- Key switch
- Protection class 1
- Antistatic housing
- Equipotential bonding (normal state hard grounded)
- Automatic tool recognition
- Dimensions: 166 x 115 x 101 mm (L x W x H)

consists of:

005 32 626 99	PUD 81	Power unit
005 29 161 99	WSP 80	Soldering iron 80 W, 24 V with soldering tip LT B
005 15 140 99	WPH 80	Safety rest



005 15 124 99	WDC	<b>Weller WDC – Dry Cleaner</b>
---------------	-----	---------------------------------

The solution for cleaning from lead free solder!  
For further information see page 182.

Accessory:

005 13 840 99		Brass wool WDC replacement (2 pieces)
---------------	--	---------------------------------------



Soldering Tips: see page 87  
Spare parts: see [www.weller.eu](http://www.weller.eu)

Order No.	Model	Description
005 32 766 99	WSD 151	<b>Soldering station digital 150 W, 230 V</b>

- 150 W soldering iron WSP 150 for high temperature soldering
- Digitally controlled electronic for soldering tools up to 150 W
- Temperature range 50°C–550°C (automatically limited to 450°C if any other tool than WSP 150 is connected)
- Temperature control via buttons
- 3-position digital display
- Calibration box WCB 2 (see page 174) may be connected for CALIBRATION, LOCK OUT or OFFSET function
- Protection class 1
- Antistatic housing
- Equipotential bonding (normal state hard grounded)
- Automatic tool recognition
- Dimensions: 166 x 115 x 101 mm (L x W x H)

consists of:

005 32 786 99	PUD 151	Power unit
005 29 170 99	WSP 150	Soldering iron 150 W, 24 V with soldering tip LHT F
005 15 027 99	KH 27	Safety rest

005 32 784 99	PUD 151	<b>Power unit switchable 150 W, 120 V / 240 V, with US plug</b>
---------------	---------	---



# Soldering Stations

## Electronically Controlled Soldering Stations

### Perfect Solution for Lead Free Soldering Applications under an Atmosphere of Inert Gas

The Weller WP 80IG and WP 120IG Soldering Irons are the perfect solution for lead free soldering applications where soldering under an atmosphere of inert gas is required to prevent joint oxidization.

Driven from the PU WAD 101IG control unit, inert gas is fed through openings in the heating element to envelop the solder joint. The WDH 10T safety rest with Stop+Go function starts the gas flow when the iron is removed and stops it when the iron is replaced.

#### Advantages of an Inert Gas Soldering Iron:

- Oxygen will be blocked out from solder joint and soldering tip
  - Less oxidation on solder joint and soldering tip
  - Less surface tension of solder
  - Better flow characteristics of solder
- Preheating of solder joint
- Better and consistent activation of flux

Order No.	Model	Description
005 32 666 71	WAD 101IG	<b>Soldering station digital, 120 W for soldering with inert gas</b>



- Power unit PU WAD 101IG
- Temperature range: 50 °C – 450 °C
  - Power: 120 W, 230 W
  - Control range IG 0 – 5 Ltr. min.
  - IG deactivation adjustable (fix 2 min)

#### Accessories:

005 29 197 99 Soldering iron WP 80IG

- Temperature range: 50 °C – 450 °C
- Power: 80 W, 24 V

005 29 198 99 Soldering iron WP 120IG

- Temperature range: 50 °C – 450 °C
- Power: 120 W, 24 V

005 15 161 99 WDH 10T

Safety rest with Stop + Go function



# Soldering Stations

## Solder Feeder Systems

### Solder Feeder Systems

The WSF 81D5 will dispense solder wire with a diameter of 0,5 mm to 0,8 mm, the WSF 81D8 will dispense solder wire with a diameter of 0,8 mm to 1,5 mm. By switching over the operating mode and adjusting the heating element on the WSF soldering iron, the operator can switch between automatic (SFA) and continuous (SFC) solder supply at any time. In the operation mode "automatic" (SFA) the preset quantity of solder is fed by the activation of the finger switch (optional: foot switch or external contact). The required amount of solder can be continuously adjusted from 1–10 mm. The feed interval is shown digital. In the operation mode "continuous" (SFC) the solder feed is activated for as long as the finger switch (optional: foot switch or external contact) is activated. The speed of the feed rate can be continuously adjusted and is shown digitally. The control unit is fitted with digital electronics for regulating the soldering iron temperature and solder feed operation.



Order No.	Model	Description
005 28 226 99	WSF 81D8	<b>Solder feeder system 80 W, 230 V, for wire Ø 0,8–1,5 mm</b> <ul style="list-style-type: none"> <li>Digitally controlled electronic</li> <li>Temperature range 50°C–450°C</li> <li>Temperature control via buttons</li> <li>3-position digital display</li> <li>Calibration box WCB 2 (see page 174) may be connected for CALIBRATION, LOCK OUT or OFFSET function</li> <li>Protection class 1</li> <li>Antistatic housing</li> <li>Equipotential bonding (normal state hard grounded)</li> <li>Automatic tool recognition</li> <li>Dimensions: 120 x 217 x 199 mm (L x W x H)</li> </ul>
consists of:		
005 28 116 99	WSF 2	Power unit
005 28 122 99	WSFP 8	Feeding unit
005 15 028 99	AK S	Soldering iron 80 W, 24 V for wire Ø 0,8–1,5 mm with soldering tip LT BX
		Safety rest
Accessory:		
005 13 120 99		Foot switch

Soldering Tips: see page 87  
Spare parts: see [www.weller.eu](http://www.weller.eu)

Order No.	Model	Description
005 28 206 99	WSF 81D5	<b>Solder feeder system 80 W, 230 V, for wire Ø 0,5–0,8 mm</b> <ul style="list-style-type: none"> <li>functions as WSF 81D8</li> </ul>
consists of:		
005 28 116 99	WSF 2	Power unit
005 28 121 99	WSFP 5	Feeding unit
005 15 028 99	AK S	Soldering iron 80 W, 24 V for wire Ø 0,5–0,8 mm with soldering tip LT HX
		Safety rest
Accessory:		
005 13 120 99		Foot switch

# Soldering Stations

## Electronically Controlled Soldering Stations

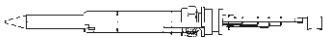
### Soldering Station for use with Solder Robots

The PUD 151R is suitable for soldering tasks in industrial manufacturing in which the soldering process is to be automated. For this purpose the unit is equipped with a monitoring circuit. As function of an adjustable temperature window (tolerance band), an un-powered contact is switched to a low impedance. Straightforward, easy operation is made possible by usage of a micro processor. Digital control electronics ensure optimal regulation behaviour with different soldering irons up to 80 W. The soldering irons are automatically recognized by the soldering station and assigned the appropriate control parameters.



Order No.	Model	Description
005 32 786 70	PUD 151R	<b>Soldering station digital 150 W, 230 V, for use with solder robots</b> <ul style="list-style-type: none"> <li>Digitally controlled electronic for soldering tools up to 150 W</li> <li>Temperature range 50°C–450°C</li> <li>Temperature window adjustable <math>\pm 99^\circ\text{C}</math></li> <li>Temperature control via buttons</li> <li>3-position digital display</li> <li>Calibration box WCB 2 (see page 174) may be connected for CALIBRATION, LOCK OUT or OFFSET function</li> <li>Protection class 1</li> <li>Antistatic housing</li> <li>Equipotential bonding (normal state hard grounded)</li> <li>Automatic tool recognition</li> <li>Potential free contact 24 V / 20 mA</li> <li>Dimensions: 166 x 115 x 101 mm (L x W x H)</li> </ul>
Accessory:		
005 87 447 38	HER 80	Heating Element 80 W for Soldering Robot Application with PUD 151R

**NEW**



005 87 637 30	HER 120	<b>Heating Element 120 W for Soldering Robot Application with PUD 151R</b>
		<b>Soldering Tips XTR-series see page 90</b>

# Soldering Stations

## Electronically Controlled Soldering Stations

### Electronically Controlled Soldering Stations

The Weller Silver Line Series has been developed for electronic experts. The tip temperature is electronically controlled. The maximum temperature is 450°C (WSD 151 550°C) within a tolerance of  $\pm 2\%$ . With the antistatic properties of the power unit and the soldering iron the stations meet all current requirements of ESD safety. Potential balance of the soldering tip can be effected by a plug. All electronically controlled Weller tools can be connected up to the maximum power of the according station. The automatic tool recognition provides the optimal settings of the tools.



Soldering Tips: see page 87 / 88  
Spare parts: see [www.weller.eu](http://www.weller.eu)

Order No.	Model	Description
005 32 506 99	WS 81	<b>Soldering station analog 80 W, 230 V, with 80 W Silver Line soldering iron</b> <ul style="list-style-type: none"><li>• Analog controlled electronic for soldering tools up to 80 W</li><li>• Temperature range 150°C–450°C</li><li>• Temperature control via rotary potentiometer</li><li>• Protection class 1</li><li>• Antistatic housing</li><li>• Equipotential bonding (normal state hard grounded)</li><li>• Automatic tool recognition</li><li>• Dimensions: 166 x 115 x 101 mm (L x W x H)</li></ul>
consists of:		
005 32 526 99	PU 81	Power unit
005 29 161 99	WSP 80	Soldering iron 80 W, 24 V with soldering tip LT B
005 15 140 99	WPH 80	Safety rest
005 32 524 99	PU 81	<b>Power unit switchable 80 W, 120 V / 240 V, with US plug</b>
Accessory:		
005 87 489 90		Key switch with control panel

# Soldering Stations

## Soldering Stations for use with Solder Robots

### Ferro Magnetic Controlled Soldering Station (Magnastat)

The Weller Magnastat system operates through a ferro-magnetic device which changes its characteristics when specific temperatures are reached. This causes it to either attract or repel a permanent magnet which operates a power supply switch. In this way power to the heating element can be quickly switched on or off to either provide extra power for soldering operations or reduced power when idling. Various preselected tip temperatures (260°C, 310°C, 370°C, 425°C, 480°C) are available for different soldering tasks. The unit is not suitable for ESD application because the iron is not antistatic.



Soldering Tips: see page 87 / 88  
PT-LT adapter see page 101  
Spare parts: see [www.weller.eu](http://www.weller.eu)

Order No.	Model	Description
005 32 206 99	WTCP 51	<b>Soldering station Magnastat 50 W, 230 V</b> <ul style="list-style-type: none"> <li>• On / Off controller</li> <li>• Temperature control variable by soldering tip exchange</li> <li>• Protection class 1</li> <li>• Antistatic housing</li> <li>• Hard grounded</li> <li>• Dimensions: 166 x 115 x 101 mm (L x W x H)</li> </ul>
consists of:		
005 32 226 99	P 51	Power unit 230 V
005 32 105 99	TCP5	Soldering iron 50 W, 24 V with soldering tip LT B and PT-LT adapter (370°C)
005 15 020 99	KH 20	Safety rest
<b>005 32 224 99</b>	<b>P 51</b>	<b>Power unit switchable 50 W, 120 V / 240 V, with US plug</b>

# Soldering Irons and Tips



## High precision and a very fast heat up time



### Electronic Controlled Low Voltage Soldering Irons

- The Weller soldering irons feature high precision and a very fast heat up time. The ergonomic design and high performance of the soldering irons allow fine soldering jobs as well as heavy duty tasks. A wide range of soldering tips makes them versatile for almost every job.

### The solution for cleaning from lead free solder!

- When cleaning the tip by means of the Weller WDC Dry Cleaner a special metal wool is used. First the surplus solder is removed by tapping the tip on the soft edge of the collector box. The final cleaning is then done by pushing and turning the tip in the metal wool. After cleaning there is still a fine rest of solder on the tip avoiding fast oxidation of the iron layer.

# Soldering Irons and Tips

## Electronically Controlled Low Voltage Soldering Irons

**NEW**

**High Power  
Soldering Iron**



The WP 120 High-Power Soldering Iron features Weller®'s new Advanced Sensor Technology (sensor is located at the very end of the soldering tip) which means the heating performance is comparable with an active soldering tip.

Order No.	Model	Description
005 29 194 99	WP 120	<b>Soldering set 120 W, 24 V with High Power Soldering Iron WP 120 Comfort safety rest with Stop+Go function</b> <ul style="list-style-type: none"> <li>• 120 W High-Power Soldering Iron</li> <li>• Equipped with Weller® Advanced Sensor Technology</li> <li>• Very short heat-up time</li> <li>• Twice as much power and efficiency as a standard soldering pencil</li> <li>• Best life cycle cost for soldering tips</li> <li>• Ideal for big and difficult solder joints as well as for HF shield plates and solar panel manufacturing</li> </ul>
Consists of:		
005 29 193 99	WP 120	High Power Soldering Iron 120 W, 24 V with soldering tip XT B and barrel
005 15 161 99	WDH 10T	Safety rest with Stop+Go function
Accessory:		
005 87 637 09		Spare Barrel WP 120

XT Soldering tips: see page 85

## Electronically Controlled Low Voltage Soldering Irons

The Weller soldering irons feature high precision and a very fast heat up time. The ergonomic design and high performance of the soldering irons allow fine soldering jobs as well as heavy duty tasks. A wide range of soldering tips makes them versatile for almost every job.



Order No.	Model	Description
005 29 181 99	WP 80	<b>Soldering set 80 W, 24 V Soldering Iron WP 80 with short tip-to-grip Comfort safety rest with 4 step varying inclination</b> <p>The new WP 80 persuades with its short tip-to-grip design, being of big advantage for work under microscopes. The distance from grip to the tip is only 40 mm. Placed in the ergonomic comfort rest WDH 10 the varying inclination of the iron can be adjusted in 4 steps. The reverse side is able to carry up to four soldering tips in its tip-tubes.</p>
Consists of:		
005 29 180 99	WP 80	Soldering Iron 80 W, 24 V with soldering tip LT B and barrel short
005 15 121 99	WDH 10	Safety rest with 4 step varying inclination
Accessories:		
005 87 448 46		Barrel long, 55 mm
005 87 448 45		Barrel short, 40 mm























LT Soldering tips: see page 87 and the following



# Soldering Irons and Tips

## Electronically Controlled Low Voltage Soldering Irons

### XT Soldering Tips for WP 120

	Order No.	Model	Description	Width A	Thickness B
	005 44 701 00	XT AL	Chisel tip bulk	1,6 mm	1,0 mm
	005 44 701 99		Chisel tip single packed		
	005 44 713 00	XT H	Chisel tip bulk	0,8 mm	0,4 mm
	005 44 713 99		Chisel tip single packed		
	005 44 702 00	XT M	Chisel tip bulk	3,2 mm	1,2 mm
	005 44 702 99		Chisel tip single packed		
	005 44 703 00	XT A	Chisel tip bulk	1,6 mm	0,7 mm
	005 44 703 99		Chisel tip single packed		
	005 44 704 00	XT B	Chisel tip bulk	2,4 mm	0,8 mm
	005 44 704 99		Chisel tip single packed		
	005 44 705 00	XT C	Chisel tip bulk	3,2 mm	0,8 mm
	005 44 705 99		Chisel tip single packed		
	005 44 706 00	XT D	Chisel tip bulk	4,6 mm	0,8 mm
	005 44 706 99		Chisel tip single packed		
	005 44 707 00	XT E	Chisel tip bulk	5,9 mm	1,2 mm
	005 44 707 99		Chisel tip single packed		
	005 44 708 00	XT AA	60° tip bulk	Ø 1,6 mm	
	005 44 708 99		60° tip single packed		
	005 44 709 00	XT BB	45° tip bulk	Ø 2,4 mm	
	005 44 709 99		45° tip single packed		
	005 44 710 00	XT CC	45° tip bulk	Ø 3,2 mm	
	005 44 710 99		45° tip single packed		
	005 44 711 00	XT KN	60° tip bulk	Ø 2,0 mm	
	005 44 711 99		60° tip single packed		
	005 44 712 00	XT GW	Gullwing tip bulk	2,3 mm/3,2 mm	
	005 44 712 99		Gullwing tip single packed		
	005 44 714 00	XT O	Round tip bulk	Ø 1,0 mm	
	005 44 714 99		Round tip single packed		
	005 44 715 00	XT BS	Round tip bulk	Ø 2,4 mm	
	005 44 715 99		Round tip single packed		
	005 44 716 00	XT CS	Round tip bulk	Ø 3,2 mm	
	005 44 716 99		Round tip single packed		
	005 44 717 00	XT DS	Round tip bulk	Ø 5,0 mm	
	005 44 717 99		Round tip single packed		
	005 44 718 00	XT F	30° Round sloped tip bulk	Ø 1,2 mm	
	005 44 718 99		30° Round sloped tip single packed		
	005 44 719 00	XT Adapter M4	bulk		
	005 44 719 99	XT Adapter M4	single packed		
	005 44 720 00	XT Adapter M5	bulk		
	005 44 720 99	XT Adapter M5	single packed		
	005 44 721 00	XT D45	45° Solar tip bulk	5 mm	
	005 44 721 99	XT D45	45° Solar tip single packed		
	005 44 722 99	XT Measuring tip			

# Soldering Irons and Tips

## Electronically Controlled Low Voltage Soldering Irons



Order No.	Model	Description
005 15 161 99	WDH 10T	Safety rest with Stop+Go function and integrated dry cleaner WDC 2 for soldering irons WP 80, WSP 80 and WP 120



005 15 164 99	WDH 11T	Safety rest with integrated dry cleaner WDC 2 for connection to analog Power unit PU 80/81
---------------	---------	--



005 15 162 99	WDH 20T	Safety rest with Stop+Go function with integrated dry cleaner WDC 2 for soldering iron WMP
---------------	---------	--



005 15 163 99	WDH 30T	Safety rest with Stop+Go function with integrated dry cleaner WDC 2 for soldering irons FE 75, WSP 150, DSX 80, LR 82
---------------	---------	---



Order No.	Model	Description
005 33 125 99	Set WSP 80	<b>Soldering set 80 W, 24 V</b> This soldering pencil can be used universally in all situations from extremely delicate soldering to those where more power is required. The WSP 80 have an extremely short heating up time.
consists of:		
005 29 161 99	WSP 80	Soldering iron 80 W, 24 V with soldering tip LT B
005 15 140 99	WPH 80	Safety rest

LT Soldering tips: see page 87 and the following

# Soldering Irons and Tips



## Electronically Controlled Low Voltage Soldering Irons



LT Soldering tips: see page 87 / 88

Order No.	Model	Description
005 15 147 99	WDH 10P	<b>WDH 10 Nitrogen safety rest with Stop+Go-function for soldering iron WSP 80</b>

For special solder applications with lead free solder. The WDH 10P nitrogen safety rest with Stop+Go-function gives the possibility to upgrade the Weller soldering iron WSP 80 to a nitrogen iron. Through the special nitrogen barrel the gas fed to the solder tip and becomes heated up. The safety rest with Stop+Go-function starts the gas flow when the iron is removed and stops it when the iron is replaced. With a spherical valve the gas flow could be regulated from 0 – 5l. The nitrogen could be taken from pressure bottle, tank, or a nitrogen generator. For a good soldering result the purity from nitrogen should be 5.0.

consists of:

WDH 10P	Safety rest with Stop+Go-function for nitrogen use spherical valve Pressure air tube 4 mm
---------	--

Accessory:

005 87 448 47 WDH 10P fits for iron WP 80 IG and WP 120IG

Nitrogen barrel for WSP 80 (Set)

### Inert gas soldering station WAD 101IG see page 77



LT Soldering tips: see page 87 / 88

Order No.	Model	Description
005 33 131 99	MPR 80	<b>Soldering set Peritronic 80 W, 24 V</b>

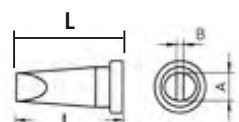
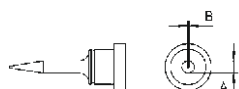
The Peritronic soldering pencil gives all-round vision when making intricate connections. Adjustable head for maximum view.

consists of:

005 29 163 99	MPR 80	Soldering iron 80 W, 24 V Peritronic with soldering tip LT B
005 15 033 99	KH 25P	Safety rest

### Soldering Tips for WP 80, WSP 80, FE 75 and MPR 80

Order No.	Model	Description	Width A	Thickness B	max. Length L
005 44 494 00	LT 1SC	Chisel tip, bulk	0,4 mm	0,15 mm	15,0 mm
005 44 494 99	LT 1SC	Chisel tip, single packaged	0,4 mm	0,15 mm	15,0 mm
005 44 497 99	LT 1SCNW	Chisel tip, bulk, chrome	0,3 mm	0,1 mm	15,0 mm
005 44 412 00	LT H	Chisel tip, bulk	0,8 mm	0,4 mm	13,5 mm
005 44 412 11	LT H	Chisel tip, packaged 100 pcs.	0,8 mm	0,4 mm	13,5 mm
005 44 437 99	LT H	Chisel tip, single packaged	0,8 mm	0,4 mm	13,5 mm
005 44 403 00	LT A	Chisel tip, bulk	1,6 mm	0,7 mm	13,5 mm
005 44 403 11	LT A	Chisel tip, packaged 100 pcs.	1,6 mm	0,7 mm	13,5 mm
005 44 405 00	LT B	Chisel tip, bulk	2,4 mm	0,8 mm	13,5 mm
005 44 405 11	LT B	Chisel tip, packaged 100 pcs.	2,4 mm	0,8 mm	13,5 mm
005 44 407 00	LT C	Chisel tip, bulk	3,2 mm	0,8 mm	13,5 mm
005 44 407 11	LT C	Chisel tip, packaged 100 pcs.	3,2 mm	0,8 mm	13,5 mm
005 44 409 00	LT D	Chisel tip, bulk	4,6 mm	0,8 mm	13,5 mm
005 44 409 11	LT D	Chisel tip, packaged 100 pcs.	4,6 mm	0,8 mm	13,5 mm
005 44 448 00	LT DLL	Chisel tip, bulk	4,6 mm	0,8 mm	13,5 mm
005 44 448 99	LT DLL	Chisel tip, single packaged	4,6 mm	0,8 mm	13,5 mm



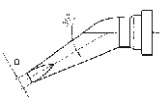

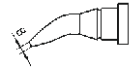

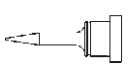

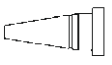





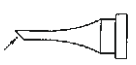

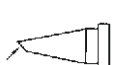

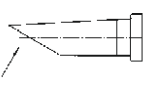









005 44 413 00	LT K	Chisel tip long, bulk	1,2 mm	0,4 mm	21,0 mm
005 44 413 11	LT K	Chisel tip long, pack. 100 pcs.	1,2 mm	0,4 mm	21,0 mm
005 44 414 00	LT L	Chisel tip long, bulk	2,0 mm	1,0 mm	21,0 mm
005 44 414 11	LT L	Chisel tip long, pack. 100 pcs.	2,0 mm	1,0 mm	21,0 mm
005 44 415 00	LT M	Chisel tip long, bulk	3,2 mm	1,2 mm	21,0 mm
005 44 415 11	LT M	Chisel tip long, pack. 100 pcs.	3,2 mm	1,2 mm	21,0 mm

# Soldering Irons and Tips

## Electronically Controlled Low Voltage Soldering Irons

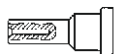


### Soldering Tips for WP 80, WSP 80, FE 75 and MPR 80 (continued)

Order No.	Model	Description	Width A	Thickness B	max. Length L
		<b>005 44 420 99</b> <b>LT HX</b> Chisel tip bent 30°, single pack.	0,8 mm	0,4 mm	18,0 mm
		<b>005 44 420 11</b> <b>LT HX</b> Chisel tip bent 30°, pack. 100 pcs.	0,8 mm	0,4 mm	18,0 mm
		<b>005 44 443 00</b> <b>LT ALX</b> Chisel tip bent 30°, bulk	1,6 mm	0,7 mm	18,0 mm
		<b>005 44 442 00</b> <b>LT BX</b> Chisel tip bent 30°, bulk	2,4 mm	0,8 mm	18,0 mm
		<b>005 44 427 00</b> <b>LT AX</b> Chisel tip bent 30°, bulk	1,6 mm	0,8 mm	13,5 mm
		<b>005 44 428 00</b> <b>LT 4X</b> Chisel tip bent 30°, bulk	Ø 1,2 mm	0,4 mm	16,5 mm
		<b>005 44 469 00</b> <b>LT MX</b> Chisel tip bent 30°, bulk	Ø 3,2 mm	0,8 mm	19,3 mm
		<b>005 44 436 99</b> <b>LT 1S</b> Round tip slim, single pack.	Ø 0,2 mm		15,0 mm
		<b>005 44 402 11</b> <b>LT 1S</b> Round tip slim, pack. 100 pcs.	Ø 0,2 mm		15,0 mm
		<b>005 44 488 99</b> <b>LT 1SA</b> Round tip slim, single pack.	Ø 0,5 mm		16,0 mm
		<b>005 44 496 00</b> <b>LT 1SNW</b> Round tip slim, bulk, chrome unwettable	Ø 1,0 mm		15,0 mm
		<b>005 44 435 99</b> <b>LT 1</b> Round tip, single packaged	Ø 0,25 mm		14,0 mm
		<b>005 44 401 00</b> <b>LT 1</b> Round tip, bulk	Ø 0,25 mm		14,0 mm
		<b>005 44 401 11</b> <b>LT 1</b> Round tip, packaged 100 pcs.	Ø 0,25 mm		14,0 mm
		<b>005 44 489 99</b> <b>LT 1A</b> Round tip, single packaged	Ø 0,5 mm		14,0 mm
		<b>005 44 404 00</b> <b>LT AS</b> Round tip, bulk	Ø 1,6 mm		13,5 mm
		<b>005 44 404 11</b> <b>LT AS</b> Round tip, packaged 100 pcs.	Ø 1,6 mm		13,5 mm
		<b>005 44 411 00</b> <b>LT CS</b> Round tip, bulk	Ø 3,2 mm		13,5 mm
		<b>005 44 426 99</b> <b>LT 1SLX</b> Round tip slim bent 30°, single packaged	Ø 2,0 mm	Ø 0,4 mm	20,5 mm
		<b>005 44 425 99</b> <b>LT 1X</b> Round tip bent 30°, single packaged	Ø 0,4 mm		12,5 mm
		<b>005 44 421 00</b> <b>LT 4</b> Round tip sloped 45° slim bulk	Ø 1,2 mm		15,0 mm
		<b>005 44 421 11</b> <b>LT 4</b> Round tip sloped 45° slim packaged 100 pcs.	Ø 1,2 mm		15,0 mm
		<b>005 44 408 00</b> <b>LT F</b> Round tip sloped 45°, bulk	Ø 1,2 mm		13,5 mm
		<b>005 44 408 11</b> <b>LT F</b> Round tip sloped 45°, packaged 100 pcs.	Ø 1,2 mm		13,5 mm
		<b>005 44 487 00</b> <b>LT AA60</b> Round tip sloped 60° long, bulk	1,6 mm	4,0 mm	13,0 mm
		<b>005 44 444 00</b> <b>LT BB60</b> Round tip sloped 60° long, bulk	2,4 mm	4,0 mm	18,0 mm
		<b>005 44 445 00</b> <b>LT CC60</b> Round tip sloped 60° long, bulk	3,2 mm	6,0 mm	18,0 mm
		<b>005 44 478 00</b> <b>LT DD45</b> Round tip sloped 45° long, bulk	4,0 mm	6,0 mm	20,0 mm
		<b>005 44 423 99</b> <b>LT 1L</b> Conical tip long, single packaged	Ø 0,2 mm		26,4 mm
		<b>005 44 423 11</b> <b>LT 1L</b> Conical tip long, pack. 100 pcs.	Ø 0,2 mm		26,4 mm
		<b>005 44 423 99</b> <b>LT 1LNW</b> Conical tip long, bulk, chrome unwettable	Ø 1,0 mm		26,4 mm
		<b>005 44 406 99</b> <b>LT S</b> Conical tip long, single packaged	Ø 0,4 mm		21,0 mm
		<b>005 44 406 11</b> <b>LT S</b> Conical tip long, pack. 100 pcs.	Ø 0,4 mm		21,0 mm
		<b>005 44 482 00</b> <b>LT T</b> Conical tip long, bulk	Ø 0,6 mm		13,0 mm
		<b>005 44 481 00</b> <b>LT O</b> Conical tip long, bulk	Ø 0,8 mm		17,0 mm
		<b>005 44 424 99</b> <b>LT 1LX</b> Conical tip long bent, single packaged	Ø 0,2 mm		26,4 mm
		<b>005 44 410 00</b> <b>LT GW</b> Gull wing 45°, bulk	Ø 2,3 mm	3,2 mm	18,8 mm
		<b>005 44 410 11</b> <b>LT GW</b> Gull wing 45°, pack. 100 pcs.	Ø 2,3 mm	3,2 mm	18,8 mm
		<b>005 44 511 99</b> <b>LT GW</b> Gull wing 45°, single packaged	Ø 3,5 mm	4,8 mm	18,8 mm
		<b>005 44 479 00</b> <b>LT KN</b> Knife tip	6,2 mm		16,5 mm

# Soldering Irons and Tips

## Electronically Controlled Low Voltage Soldering Irons

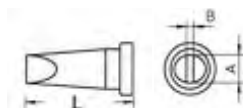


### Soldering Tips for WP 80, WSP 80, FE 75 and MPR 80 (continued)

Order No.	Model	Description	Width A	Thickness B	max. Length L
005 44 416 00		LT Measuring tip for thermo element, bulk	0,5 mm		13,0 mm
005 44 449 99		LT Screw in tip with M4 outside thread, single packaged		8,0 mm	
005 44 495 99		LT tip set with 40 different LT tips			
005 87 207 81		LT Adapter Soldering tips of LT series fit with the LT adapter to soldering iron LR 21			

### Attention: not qualified for lead free solder or other electronic solder

### Soldering Tips for high melting solder for WP 80, WSP 80IG, FE 75 and MPR 80



Order No.	Model	Description	Width A	Thickness B	max. Length L
005 44 430 99	LT HHP B	Chisel tip*	0,8 mm	0,4 mm	13,5 mm
005 44 431 99	LT AHP B	Chisel tip*	1,6 mm	0,7 mm	13,5 mm
005 44 432 99	LT BHP B	Chisel tip*	2,4 mm	0,8 mm	13,5 mm
005 44 483 00	LT DHP B	Chisel tip*	4,6 mm	0,8 mm	13,5 mm

\* **HPB solder** = solder with high consumption of lead for special high melting applications

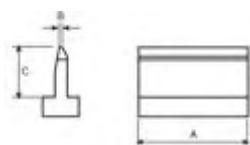
### Barrel for soldering irons WP 80 / WSP 80. For quick exchange of hot soldering tip

Unused tip will be placed in the safety rest inside the barrel.

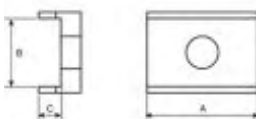
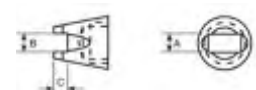


Order No.	Description
005 87 447 10	Barrel for soldering iron WSP 80
005 87 448 45	Barrel short (40 mm) for WP 80 replacement Standard for WP 80
005 87 448 46	Barrel long (55 mm) for WP 80 replacement

### SMD Soldering Tips for WSP 80 and WP 80, barrel nut to be ordered correspondingly



Order No.	Model	Description	Width A	Thickness B	Length C
005 44 501 99	LT SMT01	Blade	10,4 mm	0,6 mm	7,1 mm
005 44 429 99	LT SMT	Blade	10,5 mm	0,6 mm	7,5 mm
005 44 502 99	LT SMT02	Blade	16,8 mm	0,6 mm	7,1 mm
005 44 503 99	LT SMT03	Blade	20,8 mm	0,6 mm	7,1 mm
005 44 467 89	LT SMT	Blade	35,0 mm	3,0 mm	4,0 mm
005 44 504 99	LT SMT04	Slot	1,8 mm	3,4 mm	1,8 mm
005 44 505 99	LT SMT05	Slot	1,5 mm	2,3 mm	1,8 mm
005 44 506 99	LT SMT06	Slot	2,5 mm	1,7 mm	1,4 mm
005 44 507 99	LT SMT07	Slot	2,3 mm	4,5 mm	1,8 mm
005 44 508 99	LT SMT08	Tunnel	4,6 mm	5,1 mm	2,3 mm
005 44 509 99	LT SMT09	Tunnel	10,4 mm	5,1 mm	2,3 mm
005 44 510 99	LT SMT10	Tunnel	11,5 mm	6,9 mm	2,3 mm



# Soldering Irons and Tips

## Electronically Controlled Low Voltage Soldering Irons



Order No.	Model	Description
005 87 447 38	HER 80	Heating Element 80 Watts for Soldering Robot Application with PUD 151R (page 79)
005 87 447 17		Cord for HER 80 / 120

### LT Soldering Tips for Robot Application

Soldering tips with twist lock. For use with robot heating element HER 80 only .

Order No.	Model	Description	Width A	Thickness B	Length
005 44 441 99	LTR A	Chisel tip	1,6 mm	0,8 mm	17,0 mm
005 44 422 99	LTR B	Chisel tip, 1,5 mm, wettable	2,4 mm	0,8 mm	17,0 mm
005 44 422 71	LTR B	Chisel tip, 6 mm, wettable	2,4 mm	0,8 mm	17,0 mm
005 44 433 99	LTR C	Chisel tip	3,2 mm	0,8 mm	17,0 mm

### Special tips on request

Order No.	Model	Description
005 87 637 30	HER 120	Heating Element 120 Watts for Soldering Robot Application with PUD 151R (page 79)
005 87 447 17		Cord for HER 80 / 120

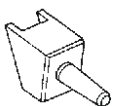
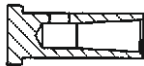
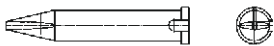
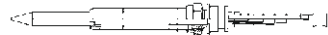
### XT Soldering Tips

Soldering Tips with twist lock. For use with robot heating element HER 120 only.

Order No.	Model	Description	Width A	Thickness B	Length
005 44 723 99	XTR A	Chisel tip	1,6 mm	0,7 mm	36,0 mm
005 44 724 99	XTR B	Chisel tip	2,4 mm	0,8 mm	35,0 mm
005 44 725 99	XTR C	Chisel tip	3,2 mm	0,8 mm	35,0 mm
005 44 726 99	XTR D	Chisel tip	4,6 mm	0,8 mm	34,5 mm
005 44 727 99	XTR E	Chisel tip	5,9 mm	1,2 mm	34,5 mm
005 44 728 99	XTR M	Chisel tip	3,2 mm	1,2 mm	39,0 mm

### SMD Adapter + Tips for LR 21, WP 80, WSP 80, WSP 80IG and MPR 80

Order No.	Model	Description
005 44 417 99	SMT	SMT Adapter for WSP 80
SMTA	SMTA	SMT Adapter for LR 21
SMT0504A	SMT0504A	A/1, for components 1,0 x 1,2 mm, 12 x 1,0 mm, 1,2 x 1,2 mm, 1,6 x 0,8 mm
SMT1206D	SMT1206D	D/1, for components 3,2 x 1,6 mm, 3,2 x 2,5 mm
SMT8K	SMT8K	K/2, for components 5,0 x 4,0 mm



# Soldering Irons and Tips

## Electronically Controlled Low Voltage Soldering Irons



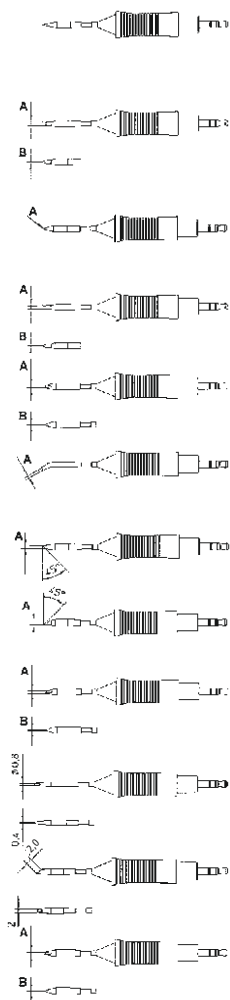
### WMPRP Mirco soldering pencil soldering set for WMRS, WD 1M, WD 2M, WD 3M and WR 3M

Soldering pencil WMPRP can not be used for control units WD 1 / WD 2.

Order No.	Model	Description
<b>005 29 190 99</b>	<b>WMPRP</b>	Soldering set
consists of:		
005 29 171 99	WMPRP	Soldering pencil for RT soldering tips
005 15 156 99	WDH 50	Safety rest with stop+go function
005 44 603 99	RT3	RT3 soldering tip 40 W
Accessory:		
005 87 518 16		Bracket can be plugged sideward into the stand and hold two RT-tips.

### Soldering Tips for WMPRP

Order No.	Model	Description
005 44 601 99	RT 1	Needle tip $\varnothing$ 0,2 mm, 40 W
005 44 625 99	RT 1NW	Needle tip $\varnothing$ 0,1 mm, chrome, 40 W not wettable for 0201 / 0204 components
005 44 612 99	RT 1SC	Chisel tip 0,4 x 0,15 mm, 40 W
005 44 626 99	RT 1SCNW	Chisel tip 3,0 x 1,0 mm, chrome, 40 W not wettable for 0201 / 0204 components
005 44 602 99	RT 2	Point tip $\varnothing$ 0,8 mm, 40 W
005 44 603 99	RT 3	Chisel tip 1,3 x 0,4 mm, 40 W
005 44 604 99	RT 4	Chisel tip 1,5 x 0,4 mm, 40 W
005 44 605 99	RT 5	Chisel tip bent 30° 0,8 x 0,4 mm, 40 W
005 44 606 99	RT 6	Round form 45° sloped 1,2 mm, 40 W
005 44 607 99	RT 7	Knife tip 45° sloped 2,2 mm, 40 W
005 44 608 99	RT 8	Chisel tip 2,2 x 0,4 mm, 40 W
005 44 609 99	RT 9	Chisel tip 0,8 x 0,4 mm, 40 W
005 44 610 99	RT 10GW	Gull wing 1,2 x 2,0 mm, 40 W
005 44 611 99	RT 11	Chisel tip 3,6 x 0,9 mm, 55 W
005 44 613 99	RT	Measuring tip



# Soldering Irons and Tips

## Electronically Controlled Low Voltage Soldering Irons



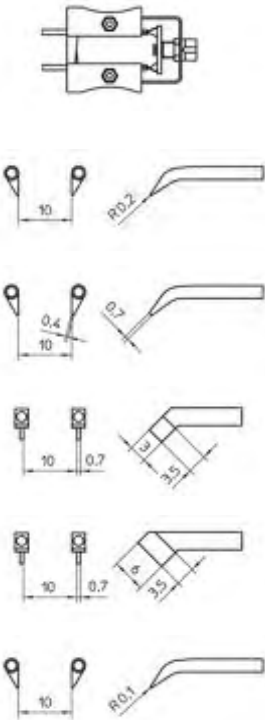
### Micro Desoldering Tweezers with safety rest for WD 1M, WD 2M, WR 3M

The new WMRT desoldering tweezers enables with its twin parallel adjusted tiptlets a significant precise de- and soldering of very small SMD components. The high speed regulation of the stations WD 1M, WD 2M, WR 3M drives this tweezers. Placed in the safety rest WMRTH the tips are automatically switched off for increasing endurance.

Order No.	Model	Description
005 13 173 99	WMRT	Desoldering Set 24 V, 80 W, Micro tweezers WMRT Safety rest with Stop+Go function WMRTH

consists of:

005 13 174 99	WMRT	Micro Desoldering Tweezers
005 44 652 99	RTW 2	Tip Set 0,7 x 0,4 mm, 45°, 80 W
005 15 146 99	WMRTH	Safety rest with Stop+Go function for WMRT



### Plug-in adjusted Soldering Tip Set for WMRT

Order No.	Model	Description
005 44 651 99	RTW 1	Tip Set Ø 0,2 mm, 45°, 80 W, 10 mm
005 44 652 99	RTW 2	Tip Set 0,7 x 0,4 mm, 45°, 80 W
005 44 653 99	RTW 3	Tip Set 3 x 1,0 mm, 45°, 80 W
005 44 654 99	RTW 4	Tip Set 6 x 1,0 mm, 45°, 80 W
005 44 656 99	RTW 6NW	Tip Set Ø 0,1 mm, 45°, chrome unvettable, for soldering and desoldering of micro-devices, for 0201 / 0402 components



# Soldering Irons and Tips

## Electronically Controlled Low Voltage Soldering Irons



NT Soldering tips: see page 94

Order No.	Model	Description
005 33 159 99	WMPT	<b>Soldering set 65 W, 24 V</b> <b>Safety rest with Stop+Go function and integrated dry cleaner only for digital soldering stations</b>

consists of:

WMP	WMP	Micro Soldering Iron 65 W, 24 V with soldering tip NT 1
005 15 162 99	WDH 20T	Safety rest with Stop+Go function and dry cleaner WDC 2



NT Soldering tips: see page 94

Order No.	Model	Description
005 29 179 99	WMP	<b>Soldering set 65 W, 24 V,</b> <b>Comfort safety rest with 4 step varying inclination</b> The Soldering Iron WMP fullfills ambitious SMD soldering tasks with its extreme quick heat-up time. The soldering tip holder is integrated into the grip and allows a short distance of tip-to-grip. Placed in the ergonomic safety rest WDH 20 the varying inclination of the iron can be adjusted in 4 individual steps. The reverse side is able to carry up to three NT-soldering tips.

consists of:

WMP	WMP	Micro Soldering Iron 65 W, 24 V with soldering tip NT 1
005 15 122 99	WDH 20	Safety rest

### Weller WDC – Dry Cleaner



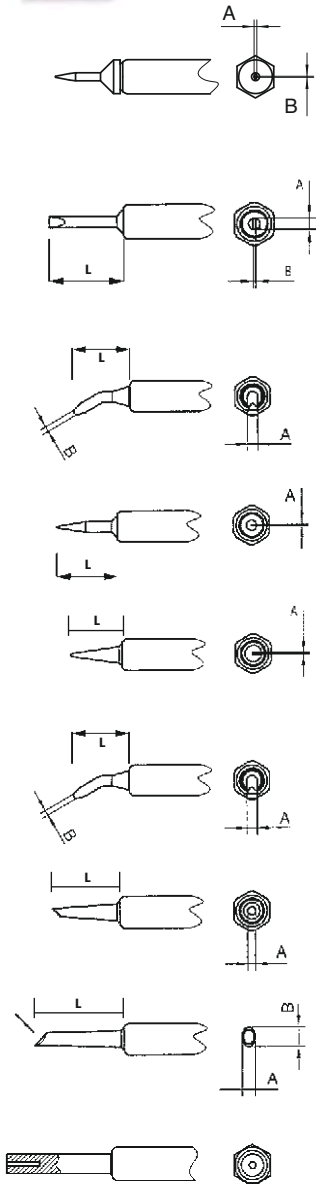
Order No.	Model	Description
005 15 124 99	WDC	<b>Weller WDC – Dry Cleaner</b> The solution for cleaning from lead free solder! For further information see page 180.
Accessory:		
005 13 840 99		Brass wool WDC replacement (2 pieces)

# Soldering Irons and Tips

## Electronically Controlled Low Voltage Soldering Irons




### Soldering Tips for WMP



Order No.	Model	Description	Width A	Thickness B	Length
<b>NT 1SC</b>	<b>NT 1SC</b>	Chisel tip slim	0,4 mm	0,15 mm	14 mm
<b>NT H</b>	<b>NT H</b>	Chisel tip	0,8 mm	0,4 mm	8,4 mm
<b>NT K</b>	<b>NT K</b>	Chisel tip	1,2 mm	0,4 mm	8,4 mm
<b>NT A</b>	<b>NT A</b>	Chisel tip	1,6 mm	0,4 mm	9,5 mm
<b>NT 6</b>	<b>NT 6</b>	Chisel tip	1,6 mm	0,7 mm	7,4 mm
<b>NT B</b>	<b>NT B</b>	Chisel tip	2,4 mm	0,8 mm	7,8 mm
<b>NT C</b>	<b>NT C</b>	Chisel tip	3,2 mm	0,8 mm	8,2 mm
<b>NT D</b>	<b>NT D</b>	Chisel tip	4,0 mm	0,8 mm	8,6 mm
<b>NT AX</b>	<b>NT AX</b>	Chisel Bent	1,6 mm	0,4 mm	8,2 mm
<b>NT 1S</b>	<b>NT 1S</b>	Round tip slim	Ø 0,25 mm		8,5 mm
<b>NT 1</b>	<b>NT 1</b>	Round tip	Ø 0,25 mm		7,4 mm
<b>NT 1X</b>	<b>NT 1X</b>	Round tip bent 45°	Ø 0,4 mm		8,6 mm
<b>NT 4</b>	<b>NT 4</b>	Round tip sloped 45°	Ø 1,2 mm		9,9 mm
<b>NT GW</b>	<b>NT GW</b>	Gull wing	2,0 mm	3,0 mm	13,4 mm
<b>NT MS</b>	<b>NT MS</b>	NT Measuring tip for thermo element Ø 0,5 mm			

Order No.	Description
<b>005 87 517 17</b>	Silicon pad for changing bent NT series tips

<b>005 87 517 10</b>	Tip changing tool for changing straight NT series tips
----------------------	--



# Soldering Irons and Tips

## Electronically Controlled Low Voltage Soldering Irons



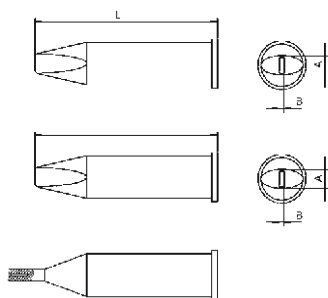
**NEW**



### High Power Soldering Iron

Order No.	Model	Description
005 29 200 99	WP 200	<b>Soldering set 200 W, 24 V</b> The WP 200 is specially developed for soldering tasks with extremely high heat requirements. The 200 W heater power combined with optimal heat transfer to the soldering tip guarantee high performance capability. For WD 3M / WR 3M unit only.
consists of:		
005 29 199 99	WP 200 WDH 31	Soldering iron 200 W, 24 V with soldering tip XHTD 5 x 1,2 mm Safety rest

### Soldering Tips for WP 200



Order No.	Model	Description	Width A	Thickness B
005 44 801 99	XHT D	Chisel tip	5,0 mm	1,2 mm
005 44 802 99	XHT E	Chisel tip	7,6 mm	1,5 mm
005 44 803 99	XHT	Measuring tip		



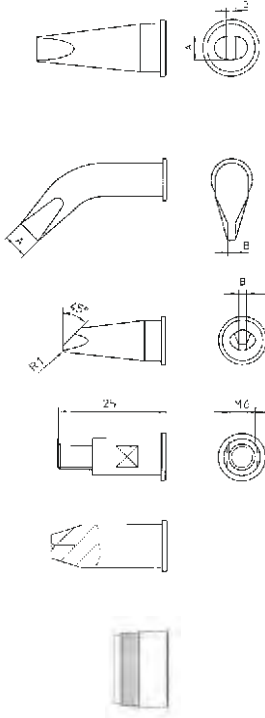
Order No.	Model	Description
005 29 189 99	WSP 150	<b>Soldering set 150 W, 24 V</b> The WSP 150 is specially developed for soldering tasks with extremely high heat requirements. The 150 W heater power combined with optimal heat transfer to the soldering tip guarantee high performance capability.
consists of:		
005 29 170 99	WSP 150	Soldering iron 150 W, 24 V with soldering tip LHT F
005 15 152 99	WDH 30	Safety rest

# Soldering Irons and Tips

## Electronically Controlled Low Voltage Soldering Irons

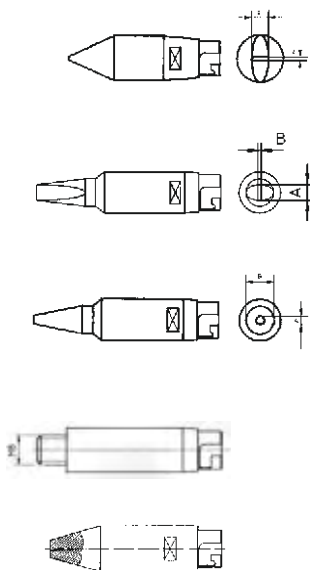


### Soldering Tips for WSP 150



Order No.	Model	Description	Width A	Thickness B
005 44 455 99	LHT C	Chisel tip	3,2 mm	1,2 mm
005 44 452 99	LHT D	Chisel tip	5,0 mm	2,0 mm
005 44 451 99	LHT E	Chisel tip	7,0 mm	2,0 mm
005 44 450 99	LHT F	Chisel tip	9,3 mm	2,0 mm
005 44 462 00	LHT DX	Chisel bent tip	5,0 mm	2,0 mm
005 44 461 00	LHT EX	Chisel bent tip	7,0 mm	2,0 mm
005 44 460 00	LHT FX	Chisel bent tip	9,0 mm	2,0 mm
005 44 456 00	LHT D 45°	Sloped 45° tip for solar panel production		
005 44 454 00		LHT Screw in tip with outside thread M6		
005 44 453 99		LHT Measuring tip for thermo element Ø 0,5 mm		
005 87 447 95		Tip nut WSP 150		

### Soldering Tips for LR 82 and FE 80



Order No.	Model	Description	Width A	Thickness B
005 44 260 99	HT 1	Chisel tip	3,2 mm	1,0 mm
005 44 261 99	HT 2	Chisel tip	5,2 mm	1,2 mm
005 44 262 99	HT 3	Chisel tip	7,0 mm	1,2 mm
005 44 267 99	HT C	Chisel tip long	3,2 mm	1,0 mm
005 44 268 99	HT D	Chisel tip long	4,6 mm	1,0 mm
005 44 269 99	HT E	Chisel tip long	5,6 mm	1,0 mm
005 44 264 99	HT BS	Round tip	Ø 2,4 mm	
005 44 265 99	HT CS	Round tip	Ø 3,2 mm	
005 44 266 99	HT DS	Round tip	Ø 5,0 mm	
005 44 270 99		HT Screw in tip with outside thread M8		
005 44 263 99		HT Measuring tip for thermo element Ø 0,5 mm		

# Soldering Irons and Tips

## Electronically Controlled Low Voltage Soldering Irons



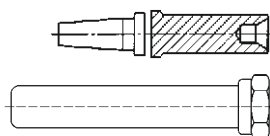
Order No.	Model	Description
005 29 187 99	LR 21	Soldering Set 50 W, 24 V

consists of:

005 25 106 99	LR 21	Soldering iron 50 W, 24 V with ET-LT adapter and LT B soldering tip
005 15 152 99	WDH 30	Safety rest

### ET-LT Adapter

Soldering tips of LT series fit with the LT adapter to soldering iron LR 21  
All TCP, LR 21 irons will be delivered with adapter.



Order No.	Model	Description
005 87 207 81		ET-LT Adapter with Barrel for use LR 21 and FE 50 with LT tip series
005 87 207 94		Spare Barrel for ET-LT Adapter

### Soldering Tips for LR 21 + FE 50

Order No.	Model	Description	Width A	Length B
4ETS	ET S	Micropoint tip long	Ø 0,4 mm	
4ETO	ET O	Micropoint tip long	Ø 0,8 mm	
4ETR	ET R	Chisel tip slim	1,6 mm	0,7 mm
4ETH	ET H	Chisel tip	0,8 mm	0,4 mm
4ETA	ET A	Chisel tip	1,6 mm	0,7 mm
4ETB	ET B	Chisel tip	2,4 mm	0,8 mm
4ETC	ET C	Chisel tip	3,2 mm	0,8 mm
4ETD	ET D	Chisel tip	4,6 mm	0,8 mm
4ETE	ET E	Chisel tip	5,6 mm	1,2 mm
4ETK	ET K	Chisel tip long	1,2 mm	0,4 mm
4ETL	ET L	Chisel tip long	2,0 mm	1,0 mm
4ETM	ET M	Chisel tip long	3,2 mm	1,2 mm
4ETF	ET F	Round tip sloped 45°	Ø 1,2 mm	
4ETBB	ET BB	Round tip sloped 45°	Ø 2,4 mm	
4ETCC	ET CC	Round tip sloped 45°	Ø 3,2 mm	
4ETP	ET P	Round tip blunt	Ø 0,8 mm	
4ETBS	ET BS	Round tip blunt	Ø 2,4 mm	
4ETCS	ET CS	Round tip blunt	Ø 3,2 mm	
005 41 039 99	ET SMD	Chip soldering/desoldering tip	2,5 mm	1,5 mm
005 41 040 99	ET SMD	Chip soldering/desoldering tip	3,8 mm	1,5 mm
005 41 045 99	ET GW	Gull wing		
005 41 703 99		Screw in tip with M5 outside thread		
005 24 750 99		ET Measuring tip for thermo element Ø 0,5 mm		

# Soldering Irons and Tips

## Electronically Controlled Low Voltage Soldering Irons



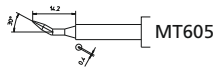
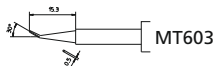


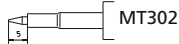
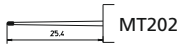
### SMT Adapter + Tips for LR 21

Order No.	Model	Description
005 41 744 99	DIL16WGEC	Desoldering head for DIL 16, 7,62 mm x 2,54 mm
005 41 747 99	DILE24	Desoldering head 15,24 mm, length 30 mm
005 13 042 99	DS7EC	Desoldering adapter
005 13 804 99		Spare tipllets for desoldering adapter DS7EC, 1,5 mm



### Soldering Tips for MT 1500

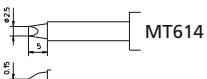
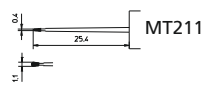
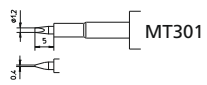

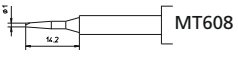
Order No.	Model	Description	Diameter	Length
MT202	MT 202	Conical tip	Ø 0,8 mm	25,4 mm
MT302	MT 302	Conical tip	Ø 0,4 mm	5,0 mm
MT606	MT 606	Conical tip	Ø 0,4 mm	13,5 mm
MT609	MT 609	Conical tip	Ø 0,6 mm	15,3 mm
MT603	MT 603	Conical tip bent 30°	Ø 0,5 mm	15,3 mm
MT605	MT 605	Conical tip bent 30°	Ø 0,4 mm	14,2 mm



# Soldering Irons and Tips

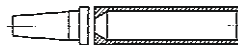
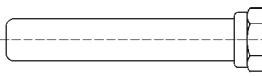
## Electronically Controlled Low Voltage Soldering Irons

### Soldering Tips for MT 1500 (continued)

Order No.	Model	Description	Width	Length	Thickness
 MT614	MT 614	Chisel tip	2,5 mm	5,0 mm	0,15 mm
 MT211	MT 211	Flat needle tip	1,1 mm	25,4 mm	0,25 mm
 MT301	MT 301	Chisel tip	1,2 mm	5,0 mm	0,4 mm
MT601	MT 601	Chisel tip	1,8 mm		9,8 mm
MT602	MT 602	Chisel tip	2,5 mm		9,9 mm
MT604	MT 604	Chisel tip	1,5 mm		9,9 mm
MT610	MT 610	Chisel tip	5,0 mm		8,9 mm
 MT607	MT 607	Sloped 45°	Ø 0,5 mm		13,5 mm
 MT608	MT 608	Sloped 45°	Ø 1,0 mm		14,2 mm

### MT / LT adapter

All TCP, LR 21 irons will be delivered with adapter

Order No.	Description
 005 44 121 99	MT-LT Adapter with Barrel for use with LT series tips (see page 87 and the following)
 005 87 207 95	Spare Barrel for MT-LT Adapter

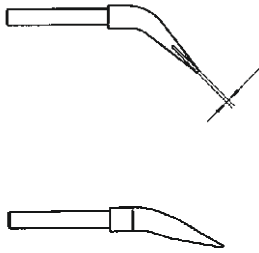
# Soldering Irons and Tips

## Electronically Controlled Low Voltage Soldering Irons / Cordless Soldering Irons



Order No.	Model	Description
<b>005 33 133 99</b>	<b>WTA 50</b>	<b>Desoldering tweezer set 50 W, 24 V</b> This tweezer is to desolder SMD components. The tweezer has two moveable heating tips with each 25 W
Consists of:		
005 13 171 99	WTA 50	Desoldering tweezer 50 W, 24 V with tip set WTA 1
005 15 042 99	AK 51	Safety rest
Accessory:		
005 13 176 99		Align device for WTA tips

### Tip Sets for WTA 50



Order No.	Model	Description	Width A	Thickness B
<b>005 44 145 99</b>	<b>WTA 1S</b>	Tip set bent 45°	0,5 mm	0,5 mm
<b>005 44 141 99</b>	<b>WTA 1</b>	Tip set bent 45°	1,0 mm	0,5 mm
<b>005 44 146 99</b>	<b>WTA 2</b>	Tip set bent 45°	3,0 mm	0,5 mm
<b>005 44 147 99</b>	<b>WTA 3</b>	Tip set bent 45°	6,0 mm	0,5 mm
<b>005 44 143 99</b>	<b>WTA 4</b>	Tip set bent 45°	12,5 mm	0,5 mm
<b>005 44 144 99</b>	<b>WTA 5</b>	Tip set bent 45°	18,5 mm	0,5 mm
<b>005 44 152 99</b>	<b>WTA 11</b>	Tip set for vertical use	1,0 mm	0,5 mm
<b>005 44 153 99</b>	<b>WTA 12</b>	Tip set for vertical use	3,0 mm	0,5 mm
<b>005 44 149 99</b>		WT Measuring tip for thermo element Ø 0,5 mm		

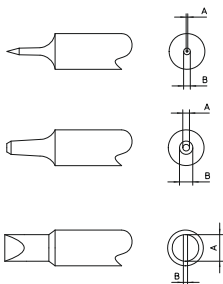
### Cordless Soldering Irons + Tips

The cordless soldering irons from Weller provide temperature variable soldering without the need for an electrical supply.



Order No.	Model	Description
<b>005 16 002 99</b>	<b>WC 100</b>	<b>Cordless soldering set 15 W, 2,4 V 102,00</b> The WC 100 is a cordless soldering iron fitted with a Nickel-Cadmium battery and built in work light. Recharge time within 12 h, max. temperature of 370°C is reached in a few seconds.
Consists of:		
005 16 010 99	WC 100	Soldering iron 15 W, 2,4 V with soldering tips WC 111, WC 112 and WC 113
005 16 021 99		Charger 230 V
Accessory:		
009 05 256 33		Spare battery

### Soldering Tips for WC 100



Order No.	Model	Description	Width A	Thickness B
<b>005 16 102 99</b>	<b>WC 113</b>	Round tip slim	Ø 0,2 mm	Ø 0,8 mm
<b>005 16 100 99</b>	<b>WC 112</b>	Round tip	Ø 0,8 mm	Ø 1,6 mm
<b>005 16 101 99</b>	<b>WC 111</b>	Chisel tip	Ø 3,2 mm	Ø 0,5 mm



# Soldering Irons and Tips

## Magnastat Controlled Low Voltage Soldering Irons

### Magnastat Controlled Low Voltage Soldering Irons

The Weller Magnastat system operates through a ferro-magnetic sensing device which changes its characteristics when specific temperatures are reached. Working temperature selection is achieved by simply changing the "temperature sensing" soldering tip. These tips are available in 260°C, 310°C, 370°C, 425°C and 480°C versions.

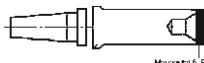


Order No.	Model	Description
005 32 105 99	TCPS	<b>Magnastat soldering iron 50 W, 24 V, with adapter PT 7 and soldering tip LTM (370°C)</b> <ul style="list-style-type: none"> <li>• 3 Wire Silicone cord and plug for Weller WTCP 51 Magnastat soldering station</li> <li>• Hard grounded</li> </ul>
005 10 001 99	TCP 24	<b>Magnastat soldering iron 50 W, 24 V, with adapter PT 7 and soldering tip LTM (370°C)</b> <ul style="list-style-type: none"> <li>• 2 wire Silicone cord without plug</li> <li>• No grounding possible</li> </ul>
005 10 055 71	TCP 42	<b>Magnastat soldering iron 45 W, 42 V, with adapter PT 7 and soldering tip LTM (370°C)</b> <ul style="list-style-type: none"> <li>• 2 wire Silicone cord (4 m) without plug</li> </ul>
005 10 053 99	TCP 12	<b>Magnastat soldering iron 30 / 40 W, 12 / 14 V, with batterie clamps, adapter PT 7 and soldering tip LTM (370°C)</b> <ul style="list-style-type: none"> <li>• 3 m cord with battery clamps</li> </ul>

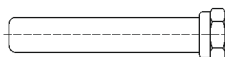


### PT-LT Adapter for TCP S, TCP 12 and TCP 24 + FE 50M

Soldering tips of LT series fit with the adapter to soldering iron LR 21  
All TCP, LR 21 irons will be delivered with adapter.



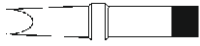
Order No.	Model	Description
005 87 207 86	PT6-LT	PT6-LT adapter with barell 310°
005 87 207 87	PT7-LT	PT7-LT adapter with barell 370°
005 87 207 88	PT8-LT	PT8-LT adapter with barell 425°
005 87 207 89	PT9-LT	PT9-LT adapter with barell 480°
005 87 207 94		Spare Barrel for PT-LT adapter



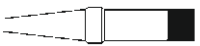
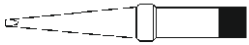
# Soldering Irons and Tips

## Magnastat Controlled Low Voltage Soldering Irons

### Soldering Tips for TCPS, TCP 12, TCP 24 and FE 50M



Order No.	Model	Description	Width A	Thickness B
4PTR7	PT R7	Chisel tip slim 370°C	1,6 mm	0,7 mm
4PTR8	PT R8	Chisel tip slim 425°C	1,6 mm	0,7 mm
4PTH6	PT H6	Chisel tip 310°C	0,8 mm	0,4 mm
4PTH7	PT H7	Chisel tip 370°C	0,8 mm	0,4 mm
4PTH8	PT H8	Chisel tip 425°C	0,8 mm	0,4 mm
4PTA6	PT A6	Chisel tip 310°C	1,6 mm	0,7 mm
4PTA7	PT A7	Chisel tip 370°C	1,6 mm	0,7 mm
4PTA8	PT A8	Chisel tip 425°C	1,6 mm	0,7 mm
4PTB6	PT B6	Chisel tip 310°C	2,4 mm	0,8 mm
4PTB7	PT B7	Chisel tip 370°C	2,4 mm	0,8 mm
4PTB8	PT B8	Chisel tip 425°C	2,4 mm	0,8 mm
4PTB9	PT B9	Chisel tip 480°C	2,4 mm	0,8 mm
4PTC7	PT C7	Chisel tip 370°C	3,2 mm	0,8 mm
4PTC8	PT C8	Chisel tip 425°C	3,2 mm	0,8 mm
4PTC9	PT C9	Chisel tip 480°C	3,2 mm	0,8 mm
4PTD7	PT D7	Chisel tip 370°C	4,6 mm	0,8 mm
4PTD8	PT D8	Chisel tip 425°C	4,6 mm	0,8 mm
4PTD9	PT D9	Chisel tip 480°C	4,6 mm	0,8 mm
4PTE8	PT E8	Chisel tip 425°C	5,6 mm	1,2 mm
4PTE9	PT E9	Chisel tip 480°C	5,6 mm	1,2 mm
4PTK6	PT K6	Chisel tip long 310°C	1,2 mm	0,4 mm
4PTK7	PT K7	Chisel tip long 370°C	1,2 mm	0,4 mm
4PTK8	PT K8	Chisel tip long 425°C	1,2 mm	0,4 mm
4PTL6	PT L6	Chisel tip long 310°C	2,0 mm	1,0 mm
4PTL7	PT L7	Chisel tip long 370°C	2,0 mm	1,0 mm
4PTL8	PT L8	Chisel tip long 425°C	2,0 mm	1,0 mm
4PTM7	PT M7	Chisel tip long 370°C	3,2 mm	1,2 mm
4PTM8	PT M8	Chisel tip long 425°C	3,2 mm	1,2 mm
4PTM9	PT M9	Chisel tip long 480°C	3,2 mm	1,2 mm
005 41 307 99	PT MX7	Chisel tip bent, one side wetttable 370°C	3,2 mm	1,2 mm
4PTCS7	PT CS7	Round tip 370°C	Ø 3,2 mm	
4PTDS7	PT DS7	Round tip 370°C	Ø 5,0 mm	
4PTS7	PT S7	Round tip long 370°C	Ø 0,4 mm	
4PTS8	PT S8	Round tip long 425°C	Ø 0,4 mm	
4PTO6	PT O6	Round tip long 310°C	Ø 0,8 mm	
4PTO7	PT O7	Round tip long 370°C	Ø 0,8 mm	
4PTO8	PT O8	Round tip long 425°C	Ø 0,8 mm	



# Soldering Irons and Tips

## Magnastat Controlled Low Voltage Soldering Irons



### Soldering Tips for TCPS, TCP 12, TCP 24 and FE 50M (continued)

Order No.	Model	Description	Width A
4PTF7	PT F7	Round tip sloped 370°C	Ø 1,2 mm
4PTF8	PT F8	Round tip sloped 425°C	Ø 1,2 mm
4PTAA7	PT AA7	Round tip sloped 370°C	Ø 1,6 mm
4PTAA8	PT AA8	Round tip sloped 425°C	Ø 1,6 mm
4PTAA9	PT AA9	Round tip sloped 480°C	Ø 1,6 mm
4PTBB7	PT BB7	Round tip sloped 370°C	Ø 2,4 mm
4PTBB8	PT BB8	Round tip sloped 425°C	Ø 2,4 mm
4PTBB9	PT BB9	Round tip sloped 480°C	Ø 2,4 mm
4PTCC7	PT CC7	Round tip sloped 370°C	Ø 3,2 mm
4PTCC8	PT CC8	Round tip sloped 425°C	Ø 3,2 mm
4PTCC9	PT CC9	Round tip sloped 480°C	Ø 3,2 mm
4PTDD7	PT DD7	Round tip sloped 370°C	Ø 5,0 mm
4PTDD8	PT DD8	Round tip sloped 425°C	Ø 5,0 mm
4PTDD9	PT DD9	Round tip sloped 480°C	Ø 5,0 mm

If other temperature or tips are required use PT / LT adapter see page 101.

### Weller WDC – Dry Cleaner



Order No.	Model	Description
005 15 124 99	WDC	<b>Weller WDC – Dry Cleaner</b> The solution for cleaning from lead free solder! For further information see page 182.
Accessory:		
005 13 840 99		Brass wool WDC replacement (2 pieces)



Order No.	Model	Description
005 41 734 99	DIL 16WG	Desoldering tip for Dual-In-Line 310°C 7,62 x 2,54 mm
005 13 040 99	DS 7	Desoldering attachment 370°C
005 13 804 99		Spare triplet for desoldering attachment DS 7, Ø 1,5 mm



# Soldering Irons and Tips

## Magnastat Controlled Line Voltage Soldering Irons




### Magnastat Controlled Line Voltage Soldering Irons

The Weller Magnastat system operates through a ferro-magnetic sensing device which changes its characteristics when specific temperatures are reached. Working temperature selection is achieved by simply changing the "temperature sensing" soldering tip. These tips are available in 310°C, 370°C and 425°C versions.

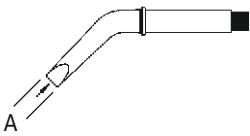


Order No.	Model	Description
005 61 036 99	W 61	<b>Line voltage soldering iron 60 W, 230 V, Magnastat controlled</b> • complete with soldering tip CT5 B7 and safety rest

### Soldering Tips for W 61



Order No.	Model	Description	Width A
4CT5A6	CT5 A6	Chisel tip 310°C	1,6 mm
4CT5A7	CT5 A7	Chisel tip 370°C	1,6 mm
4CT5A8	CT5 A8	Chisel tip 425°C	1,6 mm
4CT5B7	CT5 B7	Chisel tip 370°C	2,4 mm
4CT5B8	CT5 B8	Chisel tip 425°C	2,4 mm
4CT5C6	CT5 C6	Chisel tip 310°C	3,2 mm
4CT5C7	CT5 C7	Chisel tip 370°C	3,2 mm
4CT5C8	CT5 C8	Chisel tip 425°C	3,2 mm
4CT5D7	CT5 D7	Chisel tip 370°C	4,7 mm
4CT5D8	CT5 D8	Chisel tip 425°C	4,7 mm



005 42 107 99	CT5 AX7	Chisel tip bent 370°C	1,6 mm
005 42 108 99	CT5 AX8	Chisel tip bent 425°C	1,6 mm
005 42 117 99	CT5 BX7	Chisel tip bent 370°C	2,4 mm
005 42 128 99	CT5 CX8	Chisel tip bent 425°C	3,2 mm
005 42 138 99	CT5 DX8	Chisel tip bent 425°C	5,0 mm



005 41 735 99	DIL 16WGN	Desoldering tip for Dual-In-Line 310°C
---------------	-----------	--



005 13 041 99	DS 7N	Desoldering attachment 370°C
005 13 804 99		Spare triplet for desoldering attachment DS 7, Ø 1,53 mm



005 15 124 99	WDC	Weller WDC – Dry Cleaner (see page 182)
005 13 840 99		Brass wool WDC replacement (2 pieces)

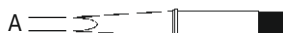
# Soldering Irons and Tips

## Magnastat Controlled Line Voltage Soldering Irons

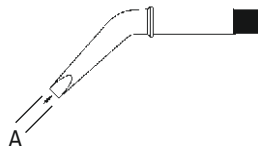


Order No.	Model	Description
005 61 046 99	W 101	<b>Line voltage soldering iron 100 W, 230 V, Magnastat controlled</b> <ul style="list-style-type: none"> <li>complete with soldering tip CT6 E7 and safety rest</li> </ul>

### Soldering Tips for W 101



Order No.	Model	Description	Width A
4CT6C7	CT6 C7	Chisel tip 370°C	3,2 mm
4CT6C8	CT6 C8	Chisel tip 425°C	3,2 mm
4CT6D7	CT6 D7	Chisel tip 370°C	5,0 mm
4CT6D8	CT6 D8	Chisel tip 425°C	5,0 mm
4CT6E7	CT6 E7	Chisel tip 370°C	7,0 mm
4CT6E8	CT6 E8	Chisel tip 425°C	7,0 mm
005 42 307 99	CT6 CX7	Chisel tip bent 370°C	3,2 mm
005 42 318 99	CT6 DX8	Chisel tip bent 425°C	5,0 mm



### Adapter to use LH-Tip series (page 87) with W 101

Order No.	Model	Description
005 61 046 67	CT6-7	Adapter for LHT tips, 370°
005 61 046 68	CT6-8	Adapter for LHT tips, 425°
005 61 046 69	CT6-9	Adapter for LHT tips, 480°

### Soldering Iron W 101SP with Twist Lock



Order No.	Model	Description
005 61 096 99	W 101SP	<b>Line voltage soldering iron 100 W, 230 V, Magnastat controlled with twist lock (260°C–295°C)</b> <ul style="list-style-type: none"> <li>complete with welding wedge Teflon coated, 50 x 40 x 4 mm and safety rest</li> </ul>

### Soldering Tips



Order No.	Description
005 11 767 99	Welding wedge Teflon coated, 50 x 40 x 4 mm (260°C–295°C) for W 101SP with Twist Lock
005 11 767 74	Welding wedge PTFE coated, 50 x 40 x 4 mm for W 201 iron (260°C–295°C) without Twist Lock

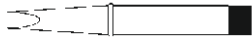
# Soldering Irons and Tips

## Magnastat Controlled Line Voltage Soldering Irons / Unregulated Line Voltage Soldering Irons

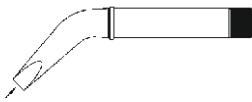


Order No.	Model	Description
005 61 056 99	W 201	<b>Line voltage soldering iron 200 W, 230 V, Magnastat controlled</b> • complete with soldering tip CT2 F7 and safety rest

### Soldering Tips for W 201



Order No.	Model	Description	Width A
005 42 407 99	CT2 E7	Chisel tip 370°C	7,0 mm
005 42 408 99	CT2 E8	Chisel tip 425°C	7,0 mm
005 42 417 99	CT2 F7	Chisel tip 370°C	10,0 mm
005 42 418 99	CT2 F8	Chisel tip 425°C	10,0 mm
005 42 428 99	CT2 G8	Chisel tip 425°C	11,0 mm
005 42 507 99	CT2 EX7	Chisel tip bent 370°C	7,0 mm
005 42 508 99	CT2 EX8	Chisel tip bent 425°C	7,0 mm
005 42 517 99	CT2 FX7	Chisel tip bent 370°C	10,0 mm
005 42 518 99	CT2 FX8	Chisel tip bent 425°C	10,0 mm
005 15 124 99	WDC	Weller WDC – Dry Cleaner (see page 182)	
005 13 840 99		Brass wool WDC replacement (2 pieces)	



### Unregulated Line Voltage Soldering Irons

Robust heating elements of special steel between natural mica-leaves, embedded in cast ceramics and first-class material make the Weller SPI irons outstanding in technology and life-time. The SPI irons come with plated and oxidation prevented Weller "Longlife" tips.



Order No.	Model	Description
005 64 005 99	SPI 16	<b>Line voltage soldering iron 15 W, 230 V, unregulated</b> • complete with soldering tip 4SPI15212 and safety rest • Heating up time ~180 sec. • Tip temperature ~360°C

### Soldering Tips for SPI 16

Order No.	Model	Description	Width A
4SPI15 210	SPI15 210	Pointed tip	0,4 mm
4SPI15 213	SPI15 213	Pointed tip	0,8 mm
4SPI15 212	SPI15 212	Chisel tip	1,2 mm
4SPI15 211	SPI15 211	Chisel tip	2,0 mm

# Soldering Irons and Tips

## Unregulated Line Voltage Soldering Irons



Order No.	Model	Description
005 64 021 99	SPI 27	<b>Line voltage soldering iron 25 W, 230 V, unregulated</b> <ul style="list-style-type: none"> <li>• complete with soldering tip 4SPI126206 and safety rest</li> <li>• Heating up time ~180 sec.</li> <li>• Tip temperature ~410°C</li> </ul>

### Soldering Tips for SPI 27

Order No.	Model	Description	Width A
4SPI26206	SPI26 206	Chisel tip	1,2 mm
4SPI26200	SPI26 200	Chisel tip	2,0 mm
4SPI26201	SPI26 201	Chisel tip	3,0 mm



Order No.	Model	Description
005 64 037 99	SPI 41	<b>Line voltage soldering iron 40 W, 230 V, unregulated</b> <ul style="list-style-type: none"> <li>• complete with soldering tip 4SPI40224 and safety rest</li> <li>• Heating up time ~180 sec.</li> <li>• Tip temperature ~450°C</li> </ul>

### Soldering Tips for SPI 41

Order No.	Model	Description	Width A
4SPI40224	SPI40 224	Chisel tip	2,0 mm
4SPI40225	SPI40 225	Chisel tip	3,0 mm
4SPI40220	SPI40 220	Chisel tip	5,0 mm
4SPI40226	SPI40 226	Chisel tip bent	2,0 mm



Order No.	Model	Description
005 64 053 99	SPI 81	<b>Line voltage soldering iron 80 W, 230 V, unregulated</b> <ul style="list-style-type: none"> <li>• complete with soldering tip 4SPI80237 and safety rest</li> <li>• Heating up time ~180 sec.</li> <li>• Tip temperature ~480°C</li> </ul>

### Soldering Tips for SPI 81

Order No.	Model	Description	Width A
4SPI80234	SPI80 234	Chisel tip	3,0 mm
4SPI80235	SPI80 235	Chisel tip	5,0 mm
4SPI80230	SPI80 230	Chisel tip	7,0 mm
4SPI80231	SPI80 231	Chisel tip	9,5 mm
4SPI80237	SPI80 237	Chisel tip bent	5,0 mm

# Soldering Irons and Tips

## Butane Gas Powered Soldering Irons



### Butane Gas Powered Soldering Irons

Powered by Butane gas, the Pyropens offer soldering iron, hot air blow and blow torch options. They have a short heat up time and are refilled in seconds from a refill cylinder. A sight glass shows the level of gas in the reservoir. The temperature variation is obtained by increasing respectively decreasing the gas flow. All Pyropen soldering irons need very clean refill (accessory) for precise temperature regulation.



Order No.	Model	Description
-----------	-------	-------------

005 16 087 99	WP 60K	<b>Pyropen Butane gas powered soldering kit</b> <ul style="list-style-type: none"> <li>• Manual ignition</li> <li>• One filling lasts ~1 hour / capacity 12 ml</li> <li>• Temperature range soldering: ~500°C, hot air: ~650°C</li> <li>• Compared with 20–60 Watt electrical power</li> <li>• Tare weight 74 g</li> </ul>
---------------	--------	--

consists of:

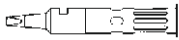
005 16 134 99	60-01-05	Soldering iron Needle tip Ø 0,5 mm
005 16 447 99	60-01-52	Hot air nozzle Ø 4,7 mm
005 16 135 99	60-01-06	Hot knife 5,0 mm, 45°
005 16 450 99	60-02	Protective cap

### Soldering Tips for WP 60

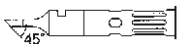
Order No.	Model	Description	Width A
-----------	-------	-------------	---------



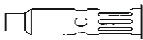
005 16 134 99	60-01-05	Needle tip	Ø 0,5 mm
005 16 443 99	60-01-01	Needle tip	Ø 1,0 mm



005 16 444 99	60-01-02	Chisel tip	2,4 mm
005 16 446 99	60-01-04	Chisel tip	5,0 mm



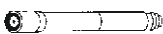
005 16 445 99	60-01-03	Round tip spade 45°	Ø 2,0 mm
---------------	----------	---------------------	----------



005 16 447 99	60-01-52	Hot air nozzle	Ø 4,7 mm
---------------	----------	----------------	----------



005 16 135 99	60-01-06	Knife 45°	5,0 mm
---------------	----------	-----------	--------



005 16 448 99	60-07U	Ejector unit	
---------------	--------	--------------	--

005 16 450 99	60-02	Protective cap for WP 60 (spare part)	
---------------	-------	---------------------------------------	--




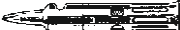



# Soldering Irons and Tips

## Butane Gas Powered Soldering Irons



Order No.	Model	Description
005 16 075 99	Pyropen Jr.	<b>Pyropen Butane gas powered mini soldering iron</b> <ul style="list-style-type: none"> <li>• Manual ignition</li> <li>• One filling lasts ~1 hour / capacity 6 ml</li> <li>• Temperature range soldering: 400°C–500°C, hot air: ~650°C</li> <li>• Compared with 20–60 Watt electrical power</li> <li>• Tare weight 53 g</li> </ul>
consists of:		
005 16 165 99	71-01-01	Soldering iron Needle tip Ø 1,0 mm Aluminium protective cap

### Soldering Tips for Pyropen Jr.

Order No.	Model	Description	Width A	
	005 16 165 99	71-01-01	Needle tip	Ø 1,0 mm
	005 16 166 99	71-01-02	Chisel tip	2,0 mm
	005 16 161 99	71-01-04	Chisel tip	5,0 mm
	005 16 167 99	71-01-03	Round tip spade 45°	Ø 2,0 mm
	005 16 168 99	71-01-50	Hot air nozzle	Ø 1,5 mm
	005 16 169 99	71-01-52	Hot air nozzle	Ø 4,7 mm
	005 16 172 99	71-07U	Ejector unit	

### Weller WDC – Dry Cleaner



Order No.	Model	Description
005 15 124 99	WDC	<b>Weller WDC – Dry Cleaner</b> The solution for cleaning from lead free solder! For further information see page 182.
Accessory:		
005 13 840 99		Brass wool WDC replacement (2 pieces)

# Soldering Irons and Tips

## Butane Gas Powered Soldering Irons



Order No.	Model	Description
005 16 060 99	Pyropen	<b>Pyropen Butane gas powered profi line soldering iron</b> <ul style="list-style-type: none"> <li>• Manual ignition</li> <li>• Compared with 20–80 Watt electrical power</li> <li>• One filling lasts ~2 hours / capacity 28 ml</li> <li>• Temperature range soldering: 350°C–500°C, hot air: ~650°C</li> <li>• Metal box with iron holder, cleaning sponge and burn proof accessory pocket</li> <li>• Tare weight Pyropen 90 g</li> </ul>
consists of:		
005 16 121 99	70-01-02	Soldering iron Chisel tip 3,0 mm
005 16 142 99	70-01-52	Hot air nozzle Ø 4,9 mm
005 16 151 99	70-07TU	Torch ejector
005 16 160 99	RB-TS	Butane gas refill canister 0,75 ml
005 16 156 99	7040U	Metall box
005 16 281 99	7042	Burn proof accessory pocket Iron holder Cleaning sponge









Order No.	Model	Description
005 16 059 99	Pyropen Piezo	<b>Pyropen Butane gas powered profi line soldering iron</b> <ul style="list-style-type: none"> <li>• Self ignition (Piezo)</li> <li>• Compared with 20–80 Watt electrical power</li> <li>• One filling lasts ~2 hours / capacity 28 ml</li> <li>• Temperature range soldering: 350°C–500°C, hot air: ~650°C</li> <li>• Metal box with iron holder, cleaning sponge and burn proof accessory pocket</li> <li>• Tare weight Pyropen Piezo 100 g</li> </ul>
consists of:		
005 16 121 99	70-01-02	Soldering iron Chisel tip 3,0 mm
005 16 142 99	70-01-52	Hot air nozzle Ø 4,9 mm
005 16 159 99	70-01-55	Reflector Ø 6,0 mm, 18,0 mm width for heat shrinking
005 16 160 99	RB-TS	Butane gas refill canister 0,75 ml
005 16 156 99	7040U	Metall box
005 16 281 99	7042	Burn proof accessory pocket Iron holder Cleaning sponge

# Soldering Irons and Tips

## Butane Gas Powered Soldering Irons



### Soldering Tips for Pyropen and Pyropen Piezo

	Order No.	Model	Description	Ø	Width
	005 16 120 99	70-01-01	Needle tip	Ø 1,0 mm	
	005 16 124 99	70-01-05	Needle tip slim	Ø 0,5 mm	
	005 16 129 99	70-01-10	Needle tip bent 30°	Ø 1,0 mm	
	005 16 121 99	70-01-02	Chisel tip		3,0 mm
	005 16 132 99	70-01-13	Chisel tip		5,0 mm
	005 16 130 99	70-01-11	Chisel tip		7,7 mm
	005 16 122 99	70-01-03	Round spade tip	Ø 2,0 mm	
	005 16 123 99	70-01-04	Round spade tip	Ø 3,0 mm	
	005 16 125 99	70-01-06	Spade tip conical	Ø 2,0 mm	
	005 16 127 99	70-01-08	Round spade 35° tip	Ø 2,0 mm	
	005 16 140 99	70-01-50	Hot air nozzle	Ø 1,7 mm	
	005 16 141 99	70-01-51	Hot air nozzle	Ø 3,3 mm	
	005 16 142 99	70-01-52	Hot air nozzle	Ø 4,9 mm	
	005 16 143 99	70-01-53	Hot air nozzle	Ø 7,0 mm	
	005 16 151 99	70-07TU	Torch ejector, not for Piezo versions		
	005 16 150 99	70-07SU	Solder ejector, not for Piezo versions		
	005 16 159 99	70-01-55	Reflector for heat shrinking	Ø 6,0 mm	18,0 mm
	005 16 158 99	70-01-54	Reflector for heat shrinking	Ø 8,0 mm	22,0 mm



### Accessory for all Pyropen Soldering Irons

Order No.	Model	Description
005 16 160 99	RB-TS	Butane gas refill canister 75 ml

# Desoldering Stations



reddot design award  
winner 2007



## WR 3M – Desoldering and Rework on highest level



### 3 independent tool channels

- with automatic tool detection guarantee the simultaneous operation of 3 soldering tools.
- Precise temperature control performance at the soldering tip is guaranteed by the digital control electrotechnology together with superior-quality sensor and heat-transfer technology.
- High-speed measured-value acquisition provides for maximum temperature precision and optimum dynamic temperature performance in load situations.

### High-Speed Micro Tools

- All Weller High-Speed Micro Tools such as the WMRP micro soldering pencil and the WMRT micro desoldering tweezers can be connected. But also extremely powerful bits, such as the new HAP 200 hot-air pencil, can be easily connected.

### USB port

- The WR 3M is equipped with a mini USB port. The extensive PC software supplied can be used to update the software on the control unit. Monitor software for monitoring, parameterising and data logging is included in the software package.

### Operation simplicity

- The big LC Display allows clear information and simple handling.
- Innovative special functions such as automatic channel changing, temperature preselection buttons for each channel, Factory Calibration Check.

# Desoldering Stations

## Electronically Controlled Desoldering Stations



reddot design award  
winner 2007



Hot air nozzles: see page 136 – 141  
Soldering tips: see page 87 / 88  
Desoldering nozzles: see page 123  
Spare parts: see [www.weller.eu](http://www.weller.eu)

Order No.	Model	Description
-----------	-------	-------------

005 33 686 99	WR 3000M	<b>Desoldering station with multi-digital 420 W, 230 V with soldering iron DSX 80 and internal pump</b> <ul style="list-style-type: none"> <li>• 3 tool channels with automatic tool detection</li> <li>• Hot air iron, soldering iron and desoldering iron</li> <li>• Own vacuum channel for pick up</li> <li>• USB-port</li> <li>• Comprehensive PC software</li> <li>• All high-speed micro tools can be connected</li> <li>• Dimensions L x W x H (mm): 237 x 235 x 102</li> <li>• Weight approx. 6,5 kg</li> <li>• Safety class I and III, housing antistatic</li> <li>• Fuse: overcurrent release 2 A (4 A)</li> <li>• Temperature control of channels: soldering and desoldering irons stepless 50°C – 550°C (150°F – 999°F)</li> <li>• Temperature accuracy: ± 9°C (± 17°F)</li> <li>• Temperature stability: ± 5°C (± 9°F)</li> <li>• Pump (periodic duty (30/30) s): max. vacuum 0,7 bar max delivery rate 18 l/min, hot air max. 15 l/min</li> <li>• Equipotential bonding: via 3,5 mm pawl socket on back of device</li> <li>• Housing antistatic</li> <li>• Big LC Display</li> <li>• Automatic tool recognition</li> </ul>
---------------	----------	--



consists of:

005 33 666 99	WR 3M	Power unit 230 V
005 27 116 99	HAP 200	Hot air iron 200 W / 24 V
005 15 152 99	WDH 30	2 x Safety rest for DSX 80 and HAP 200
005 13 190 99	DSX 80	Desoldering iron 80 W, 24 V with desoldering nozzle DX 113HM
005 29 180 99	WP 80	Soldering iron 80 W with soldering tip LT B
005 15 161 99	WDH 10T	Safety rest with Stop+Go function for WP 80
005 29 184 99	WVP	Vacuum pick up
		USB cable and software

Accessories:

005 87 388 50	Adaptor for footswitch
005 13 120 99	Food switch 1-step

# Desoldering Stations

## Electronically Controlled Desoldering Stations



reddot design award  
winner 2007

Order No.	Model	Description
005 33 683 99	WR 3000M	Same as model WR 3000M (left side) but with desoldering iron DXV 80



Hot air nozzles: see page 136–141  
Soldering tips: see page 87 / 88  
Desoldering nozzles: see page 123  
Spare parts: see [www.weller.eu](http://www.weller.eu)

consists of:

005 33 666 99	WR 3M	Power unit 230 V
005 27 116 99	HAP 200	Hot air iron 200 W / 24 V
005 15 152 99	WDH 30	Safety rest for HAP 200
005 15 153 99	WDH 40	Safety rest for DXV 80
005 13 180 99	DXV 80	Inline desoldering iron 80 W, 24 V
005 29 180 99	WP 80	Soldering iron 80 W with soldering tip LT B
005 15 161 99	WDH 10T	Safety rest with Stop+Go function for WP 80
005 29 184 99	WVP	Vacuum pick up
		USB cable and software

Accessories:

005 87 388 50	Adaptor for footswitch
005 13 120 99	Food switch 1-step



# Desoldering Stations

## Electronically Controlled Desoldering Stations

Order No.	Model	Description																					
005 33 806 99	WR 2002	<p><b>Desoldering station multi-digital, 300 W with soldering iron WP 80 and desoldering iron DSX 80</b></p> <ul style="list-style-type: none"> <li>• 2 independent tool channels with automatic tool detection for simultaneous operation of 2 soldering tools.</li> <li>• All soldering tools, such as soldering irons, solder baths up to 200 W, desoldering irons up to 80 W or hot air irons up to 100 W can be connected. Weller micro tools cannot be operated on the WR 2 station.</li> <li>• Internal rotary vane vacuum pump to produce vacuum and air flow.</li> <li>• ECO button</li> <li>• Freely programmable button for repetitive functions</li> <li>• ESD safe</li> <li>• Dimensions: L x B x H (mm): 273 x 235 x 102</li> <li>• Mains voltage: 230 V, 50 Hz</li> <li>• Protection class: I and III</li> <li>• Temperature control: 50°C - 550°C</li> <li>• Soldering iron WP 80 / WP 120 / WP 200: 50°C - 450°C</li> <li>• Soldering iron WSP 150: 50°C - 550°C</li> <li>• Soldering iron WP 200: 50°C - 550°C</li> <li>• Desoldering iron DSX 80 / DSXV 80: 50°C - 450°C</li> <li>• Hot air iron HAP 1: 50°C - 550°C</li> <li>• Pump (periodic duty (30/30) s): max. vacuum 0.7 bar</li> <li>• Max delivery rate 18 l/min</li> <li>• Hot air max. 10 l/min</li> </ul>																					
<p>consists of:</p> <table border="0"> <tr> <td>005 33 776 99</td> <td>WR 2</td> <td>Repair station</td> </tr> <tr> <td>005 29 180 99</td> <td>WP 80</td> <td>Soldering iron 80 W with soldering tip LTB</td> </tr> <tr> <td>005 15 152 99</td> <td>WDH 10T</td> <td>Safety rest with Stop + Go function</td> </tr> <tr> <td>005 13 190 99</td> <td>DSX 80</td> <td>Desoldering iron 80 W / 24 V with desoldering nozzle DX 113HM</td> </tr> <tr> <td>005 15 152 99</td> <td>WDH 30</td> <td>Safety rest</td> </tr> <tr> <td></td> <td></td> <td>Power cable</td> </tr> <tr> <td></td> <td></td> <td>Equipotential bonding connector</td> </tr> </table>			005 33 776 99	WR 2	Repair station	005 29 180 99	WP 80	Soldering iron 80 W with soldering tip LTB	005 15 152 99	WDH 10T	Safety rest with Stop + Go function	005 13 190 99	DSX 80	Desoldering iron 80 W / 24 V with desoldering nozzle DX 113HM	005 15 152 99	WDH 30	Safety rest			Power cable			Equipotential bonding connector
005 33 776 99	WR 2	Repair station																					
005 29 180 99	WP 80	Soldering iron 80 W with soldering tip LTB																					
005 15 152 99	WDH 10T	Safety rest with Stop + Go function																					
005 13 190 99	DSX 80	Desoldering iron 80 W / 24 V with desoldering nozzle DX 113HM																					
005 15 152 99	WDH 30	Safety rest																					
		Power cable																					
		Equipotential bonding connector																					



Soldering tips: see page 87 / 88  
 Hot air nozzles: see page 123  
 Spare parts: see [www.weller.eu](http://www.weller.eu)



# Desoldering Stations

## Electronically Controlled Desoldering Stations



Nozzles: see page 123  
Spare parts: see [www.weller.eu](http://www.weller.eu)

Order No.	Model	Description
005 33 786 99	WR 2000A	<p><b>Desoldering station multi-digital, 300 W with hot air iron HAP 1</b></p> <ul style="list-style-type: none"> <li>• 2 independent tool channels with automatic tool detection for simultaneous operation of 2 soldering tools.</li> <li>• All soldering tools, such as soldering irons, solder baths up to 200 W, desoldering irons up to 80 W or hot air irons up to 100 W can be connected. Weller micro tools cannot be operated on the WR 2 station.</li> <li>• Internal rotary vane vacuum pump to produce vacuum and air flow.</li> <li>• ECO button</li> <li>• Freely programmable button for repetitive functions</li> <li>• ESD safe</li> <li>• Dimensions: L x B x H (mm): 273 x 235 x 102</li> <li>• Mains voltage: 230 V, 50 Hz</li> <li>• Protection class: I and III</li> <li>• Temperature control: 50°C - 550°C</li> <li>• Soldering iron WP 80 / WP 120: 50°C - 450°C</li> <li>• Soldering iron WP 150: 50°C - 550°C</li> <li>• Soldering iron WP 200: 50°C - 550°C</li> <li>• Desoldering iron DSX 80 / DSXV 80: 50°C - 450°C</li> <li>• Hot air iron HAP 1: 50°C - 550°C</li> <li>• Pump (periodic duty 30/30 s): max. vacuum 0.7 bar</li> <li>• max delivery rate 18 l/min</li> <li>• hot air max. 10 l/min</li> </ul>
consists of:		
005 33 776 99	WR 2	Repair station
005 27 115 99	HAP 1	Hot air iron 100 W / 24 V with hot air nozzle R 06 round ø 3.0 mm
005 15 152 99	WDH 30	Safety rest
		Power cable
		Equipotential bonding connector

# Desoldering Stations

## Electronically Controlled Desoldering Stations




Nozzles: see page 123  
Spare parts: see [www.weller.eu](http://www.weller.eu)

Order No.	Model	Description
005 32 566 99	WDD 81V	<p><b>Desoldering station digital 95 W, 230 V, compressed air or inert gas operated</b></p> <ul style="list-style-type: none"> <li>• 1 channel</li> <li>• Digitally controlled electronic for soldering or desoldering tools up to 80W</li> <li>• Compressed air converter provides vacuum for the desoldering iron</li> <li>• Inlet pressure 500–600 KPA (58–87 psi) oil-free, dry compressed air or inert gas</li> <li>• Temperature range 50°C–450°C</li> <li>• Calibration box WCB 2 (see page 174) may be connected for CALIBRATION, LOCK OUT or OFFSET function</li> <li>• Protection class 1</li> <li>• Antistatic housing</li> <li>• Equipotential bonding (normal state hard grounded)</li> <li>• Automatic tool recognition</li> <li>• Dimensions: 166 x 115 x 101 mm (L x W x H)</li> <li>• <b>For use with external compressed air</b></li> </ul>
	consists of:	
005 32 586 99	PUD 81V	Power unit 230 V
005 13 190 99	DSX 80	Desoldering iron 80 W, 24 V with nozzle DX 113HM
005 15 030 99	AK 20	Safety rest
005 13 142 00	DX 112	Nozzle
005 13 143 00	DX 113	Nozzle
005 13 500 99		Cleaning set
	Accessories:	
005 87 388 50		Adapter for foot switch
005 13 120 99		Foot switch 1-step
005 87 488 52		Filter WDD

# Desoldering Stations

## Electronically Controlled Desoldering Stations

Order No.	Model	Description																								
005 32 806 99	WDD 161V	<p><b>Desoldering station digital 165 W, 230 V, compressed air or inert gas operated</b></p> <ul style="list-style-type: none"> <li>• 2 channels</li> <li>• Digitally controlled electronic for soldering or desoldering tools up to 150W</li> <li>• Compressed air converter provides vacuum for the desoldering iron</li> <li>• Inlet pressure 500–600 KPA (58–87 psi) oil-free, dry compressed air or inert gas</li> <li>• Temperature range 50°C–450°C (550°C with WSP 150)</li> <li>• Calibration box WCB 2 (see page 174) may be connected for CALIBRATION, LOCK OUT or OFFSET function</li> <li>• Protection class 1</li> <li>• Antistatic housing</li> <li>• Equipotential bonding (normal state hard grounded)</li> <li>• Automatic tool recognition</li> <li>• Dimensions: 166 x 115 x 101 mm (L x W x H)</li> <li>• <b>For use with external compressed air</b></li> </ul>																								
																										
<p>Soldering Tips: see page 87 / 88            Nozzles: see page 123            Spare parts: see <a href="http://www.weller.eu">www.weller.eu</a></p>																										
<p>consists of:</p> <table border="0"> <tr> <td>005 32 886 99</td> <td>PUD 161V</td> <td>Power unit 230 V</td> </tr> <tr> <td>005 13 190 99</td> <td>DSX 80</td> <td>Desoldering iron 80 W, 24 V with nozzle DX 113HM</td> </tr> <tr> <td>005 29 161 99</td> <td>WSP 80</td> <td>Soldering iron 80 W, 24 V with soldering tip LT B</td> </tr> <tr> <td>005 15 030 99</td> <td>AK 20</td> <td>Safety rest</td> </tr> <tr> <td>005 15 140 99</td> <td>WPH 80</td> <td>Safety rest</td> </tr> <tr> <td>005 13 142 00</td> <td>DX 112</td> <td>Nozzle</td> </tr> <tr> <td>005 13 143 00</td> <td>DX 113</td> <td>Nozzle</td> </tr> <tr> <td>005 13 500 99</td> <td></td> <td>Cleaning set</td> </tr> </table>			005 32 886 99	PUD 161V	Power unit 230 V	005 13 190 99	DSX 80	Desoldering iron 80 W, 24 V with nozzle DX 113HM	005 29 161 99	WSP 80	Soldering iron 80 W, 24 V with soldering tip LT B	005 15 030 99	AK 20	Safety rest	005 15 140 99	WPH 80	Safety rest	005 13 142 00	DX 112	Nozzle	005 13 143 00	DX 113	Nozzle	005 13 500 99		Cleaning set
005 32 886 99	PUD 161V	Power unit 230 V																								
005 13 190 99	DSX 80	Desoldering iron 80 W, 24 V with nozzle DX 113HM																								
005 29 161 99	WSP 80	Soldering iron 80 W, 24 V with soldering tip LT B																								
005 15 030 99	AK 20	Safety rest																								
005 15 140 99	WPH 80	Safety rest																								
005 13 142 00	DX 112	Nozzle																								
005 13 143 00	DX 113	Nozzle																								
005 13 500 99		Cleaning set																								
<p>Accessories:</p> <table border="0"> <tr> <td>005 87 388 50</td> <td></td> <td>Adapter for foot switch</td> </tr> <tr> <td>005 13 120 99</td> <td></td> <td>Foot switch 1-step</td> </tr> <tr> <td>005 87 488 52</td> <td></td> <td>Filter WDD</td> </tr> </table>			005 87 388 50		Adapter for foot switch	005 13 120 99		Foot switch 1-step	005 87 488 52		Filter WDD															
005 87 388 50		Adapter for foot switch																								
005 13 120 99		Foot switch 1-step																								
005 87 488 52		Filter WDD																								

# Desoldering Irons, Nozzles & Heads





## DSX 80 – Desoldering iron with excentric fastening

- Desoldering iron with external solder reservoir for desoldering components.
- For horizontal handling.
- Electronic temperatur control.
- Micro finger switch to activate the vacuum pump.
- Diverse desoldering nozzles and CSF-desoldering heads available.
- The DSX series tools feature a novel threadless desoldering nozzle fixture system whereby the nozzle is inserted into the head and locked into place by applying a 1/4 turn. This patented feature allows the desoldering nozzles to be quickly and easily exchanged and also improves the rate of thermal transfer from the desoldering head to the desoldering nozzle providing the tools with a faster heat up time and recovery rate.

# Desoldering Irons, Nozzles & Heads

## Electronically Controlled Desoldering Irons



Order No.	Model	Description
005 13 183 99	DSX 80	<b>Desoldering iron set 80 W, 24 V, with threadless nozzle fixture system</b> Desoldering iron for electronics rework with external solder reservoir. For horizontal handling similar to regular soldering irons. Electronic temperature control. Micro finger switch controls quick start, fast action vacuum pump. Different interchangeable nozzles plus several CSF heads are available. The DSX series tools feature a novel threadless desoldering nozzle fixture system whereby the nozzle is inserted into the head and locked into place by applying a 1/4 turn. This patented feature allows the desoldering nozzles to be quickly and easily exchanged and also improves the rate of thermal transfer from the desoldering head to the desoldering nozzle providing the tools with a faster heat up time and recovery rate. Additionally, because there are no threads in the head to foul, maintenance and costs are reduced.

Spare parts: see [www.weller.eu](http://www.weller.eu)

consists of:		
005 13 190 99	DSX 80	Desoldering iron 80 W, 24 V with nozzle DX 113HM
005 15 152 99	WDH 30	Safety rest
005 13 142 00	DX 112	Nozzle
005 13 143 00	DX 113	Nozzle
005 13 500 99		Cleaning set
005 13 603 99		Gaskets for glastube (10 pcs.)

Accessory:		
005 13 604 99		Filter for glastube (10 pcs.)



Order No.	Model	Description
005 13 182 99	DXV 80	<b>Inline desoldering iron set 80 W, 24 V, with threadless nozzle fixture system</b> Desoldering iron for electronics rework with internal solder reservoir. For vertical handling. Electronic temperature control. Micro finger switch controls quick start, fast action vacuum pump. Different interchangeable nozzles plus several CSF heads are available. The DSX series tools feature a novel threadless desoldering nozzle fixture system where by the nozzle is inserted into the head and locked into place by applying a 1/4 turn. This patented feature allows the desoldering nozzles to be quickly and easily exchanged and also improves the rate of thermal transfer from the desoldering head to the desoldering nozzle providing the tools with a faster heat up time and recovery rate. Additionally, because there are no threads in the head to foul, maintenance and costs are reduced.

Spare parts: see [www.weller.eu](http://www.weller.eu)

consists of:		
005 13 180 99	DXV 80	Inline desoldering iron 80 W, 24 V with nozzle DX 113HM
005 15 153 99	WDH 40	Safety rest
005 13 142 00	DX 112	Nozzle
005 13 143 00	DX 113	Nozzle
005 13 500 99		Cleaning set
005 87 418 15		Filter cartridge for DXV 80 (5 pieces)

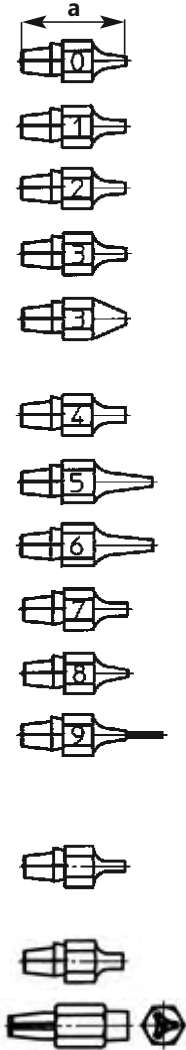
# Desoldering Irons, Nozzles & Heads

## Electronically Controlled Desoldering Irons



### Desoldering nozzles with threadless fixture system for DSX 80 and DXV 80

The DSX series tools feature a novel threadless desoldering nozzle fixture system whereby the nozzle is inserted into the head and locked into place by applying a  $\frac{1}{4}$  turn. This patented feature allows the desoldering nozzles to be quickly and easily exchanged and also improves the rate of thermal transfer from the desoldering head to the desoldering nozzle providing the tools with a faster heat up time and recovery rate. Additionally, because there are no threads in the head to foul, maintenance and costs are reduced.



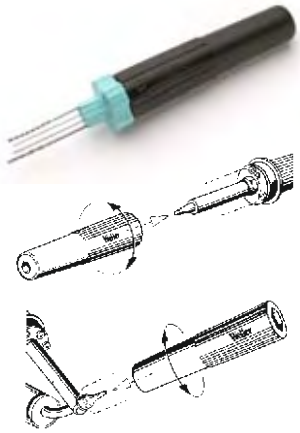
Order No.	Model	Description	Outside Ø	Inside Ø	Nozzle Length a
005 13 140 00	DX 110	Nozzle	1,9 mm	0,7 mm	25 mm
005 13 141 00	DX 111	Nozzle	2,5 mm	0,7 mm	25 mm
005 13 142 00	DX 112	Nozzle	2,3 mm	1,0 mm	25 mm
005 13 143 00	DX 113	Nozzle	2,5 mm	1,2 mm	25 mm
005 13 150 00	DX 113HM	Nozzle with improved thermal transfer	2,5 mm	1,2 mm	25 mm
005 13 144 00	DX 114	Nozzle	3,3 mm	1,8 mm	25 mm
005 13 145 00	DX 115	Nozzle	1,9 mm	0,7 mm	29 mm
005 13 146 00	DX 116	Nozzle	2,7 mm	1,2 mm	29 mm
005 13 147 00	DX 117	Nozzle	2,9 mm	1,5 mm	25 mm
005 13 148 00	DX 118	Nozzle	1,5 mm	0,7 mm	23 mm
005 13 151 00	DX 119	Needle triplet with not wettable stainless steel tube for removal of solder bridges in connection with hot air pencil	1,1 mm	0,7 mm	33 mm
005 13 152 00	DX 120	Nozzle without inside tube for cleaning SMD pads	2,5 mm	1,1 mm	22 mm
005 13 153 99		Measuring nozzle	3,3 mm	0,55 mm	21,5 mm
005 87 067 94		Conus insert cleaning tool			
005 13 790 99		Nozzle set DX 110 - DX 115			



Order No.	Model	Description
005 15 124 99	WDC	<b>Weller WDC – Dry Cleaner</b> The solution for cleaning from lead free solder! For further information see page 182.
Accessories:		
005 13 840 99		Brass wool WDC replacement (2 pieces)

# Desoldering Irons, Nozzles & Heads

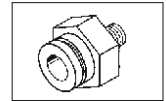
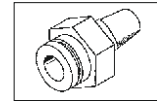
## CSF Heads for DSX 80 and DXV 80



### Cleaning Set for DS + DSX Desoldering Nozzles

Order No.	Description
<b>005 13 500 99</b>	<b>Cleaning set complete</b> • for cleaning of desoldering nozzles and for nozzle exchange
consists of:	
005 87 488 61	Handle
005 13 501 99	Replacement needle set 0,6 mm / 0,9 mm / 1,4 mm / 1,9 mm
Accessory:	
005 13 502 99	Replacement needle set 1 x 1,9 mm, 3 x 0,9 mm
005 13 503 99	Replacement needle set 1 x 1,9 mm, 3 x 0,5 mm
005 13 504 99	Replacement needle set 1 x 1,9 mm, 3 x 1,4 mm

### CSF-Q



x1 (mm) x y1 (mm)	CSF-Head	Adaptor	Adaptor for	Adaptor for
x1 > x + 0,3    y1 > y + 0,3	Order No.	Ø	DSX 80, DXV 80	DS 80, DSV 80
12,0 x 12,0	<b>005 87 417 33</b>	6	005 87 418 03	005 87 417 15
12,7 x 12,7	<b>005 87 417 35</b>	6	005 87 418 03	005 87 417 15
17,0 x 17,0	<b>005 87 417 36</b>	11	005 87 418 04	005 87 417 16
17,0 x 23,0	<b>005 87 417 37</b>	16	005 87 418 04	005 87 417 17
19,6 x 19,6	<b>005 87 417 38</b>	11	005 87 418 04	005 87 417 16

### CSF-QI



12,7 x 12,7	<b>005 87 417 39</b>	6	005 87 418 03	005 87 417 15
12,7 x 15,6	<b>005 87 417 76</b>	6	005 87 418 03	005 87 417 15
17,8 x 17,8	<b>005 87 417 40</b>	11	005 87 418 04	005 87 417 16
20,4 x 20,4	<b>005 87 417 41</b>	16	005 87 418 05	005 87 417 17
25,4 x 25,4	<b>005 87 417 42</b>	16	005 87 418 05	005 87 417 17
30,5 x 30,5	<b>005 87 417 43</b>	16	005 87 418 05	005 87 417 17

### CSF-D



5,5 x 10,0	<b>005 87 417 23</b>	6	005 87 418 03	005 87 417 15
5,8 x 10,5	<b>005 87 417 24</b>	6	005 87 418 03	005 87 417 15
6,7 x 10,0	<b>005 87 417 25</b>	6	005 87 418 03	005 87 417 15
9,3 x 13,0	<b>005 87 417 26</b>	6	005 87 418 03	005 87 417 15
9,4 x 10,0	<b>005 87 417 27</b>	6	005 87 418 03	005 87 417 15
9,8 x 18,0	<b>005 87 417 28</b>	6	005 87 418 03	005 87 417 15
10,0 x 16,0	<b>005 87 417 29</b>	6	005 87 418 03	005 87 417 15
10,5 x 16,0	<b>005 87 417 30</b>	6	005 87 418 03	005 87 417 15
10,7 x 18,0	<b>005 87 417 31</b>	6	005 87 418 03	005 87 417 15
11,0 x 26,5	<b>005 87 417 32</b>	11	005 87 418 04	005 87 417 16

### CSF-DI



9,0 x 18,0	<b>005 87 417 44</b>	6	005 87 418 03	005 87 417 15
------------	----------------------	---	---------------	---------------



# Desoldering Irons, Nozzles & Heads

## CSF Heads for DSX 80 and DXV 80



### Adapter

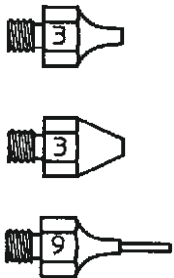
Order No./Model	Description
005 87 418 03	Ø 6 mm, for DSX 80 + DXV 80
005 87 418 04	Ø 11 mm, for DSX 80 + DXV 80
005 87 418 05	Ø 16 mm, for DSX 80 + DXV 80
005 87 417 15	Ø 6 mm, for DS 80 + DSV 80
005 87 417 16	Ø 11 mm, for DS 80 + DSV 80
005 87 417 17	Ø 16 mm, for DS 80 + DSV 80

### Rubber insert for CSF Heads (spare)



Order No./Model	Description
005 87 137 99	Ø 4,5 mm, 10 pcs.
005 87 137 98	Ø 10,0 mm, 10 pcs.

### Desoldering nozzles with thread for DS 22, DS 80 and DSV 80



Order No.	Model	Description	Outer Ø	Inner Ø	Length
005 13 510 00*	DS 110	Nozzle	1,9 mm	0,7 mm	18 mm
005 13 532 00*	DS 110HM	Nozzle with improved heat transfer	1,9 mm	0,7 mm	18 mm
005 13 511 00*	DS 111	Nozzle	2,5 mm	0,7 mm	18 mm
005 13 512 00*	DS 112	Nozzle	2,3 mm	1,0 mm	18 mm
005 13 533 00*	DS 112HM	Nozzle with improved heat transfer	1,9 mm	0,9 mm	18 mm
005 13 513 00*	DS 113	Nozzle	2,5 mm	1,2 mm	18 mm
005 13 530 00*	DS 113HM	Nozzle with improved heat transfer	2,5 mm	1,2 mm	18 mm
005 13 514 00*	DS 114	Nozzle	3,3 mm	1,8 mm	18 mm
005 13 515 00*	DS 115	Nozzle	1,9 mm	0,7 mm	24,5 mm
005 13 516 00*	DS 116	Nozzle	2,7 mm	1,2 mm	24,5 mm
005 13 550 00*	DS 117	Nozzle	2,9 mm	1,5 mm	18 mm
005 13 551 00*	DS 118	Nozzle	1,5 mm	0,7 mm	18 mm
005 13 527 00*	DS 119	Needle triplet with not wettable stainless steel tube for removal of solder bridges in connection with hot air pencil	1,9 mm	0,7 mm	26 mm
005 13 552 00*	DS 120	Nozzle without inside tube, for cleaning SMD pads	2,5 mm	1,1 mm	15,5 mm
005 24 749 99*		Measuring nozzle	3,3 mm	0,55 mm	18 mm
005 13 770 99*		Nozzle set DS 110 - DS 115			

\*discontinuation

# Hot Air Stations



## Patented Weller Nozzle Technology



### 700 W Hot Air Stations

- These stations use temperature and volume controlled hot air with Weller patented technology nozzles.
- The HAP 3 / 3000 hot air pencil solders and desolders larger dual in line and quad pack components.
- There are three stations in the range giving users the option of digital control with an integral air supply, digital control with an external air or inert gas supply or analogue control with an integral air supply.
- A wide range of hot air nozzles type ND and NQ with integral hot plates to heat the component body and types NR and DR without hot plates complete the range.

### WHA 900

- Cost efficient hot air station for less complex repair tasks and hot air applications such as shrinking.
- The built-in turbine provides hot air and variable temperatures.
- The temperature of the hot air is controlled electronically.



# Hot Air Stations

## 200 W Hot Air Stations



reddot design award  
winner 2007




Hot air nozzles: see page 136 – 141  
Soldering tips: see page 87 / 88  
Desoldering nozzles: see page 123  
Spare parts: see [www.weller.eu](http://www.weller.eu)



Order No.	Model	Description
005 33 686 99	WR 3000M	<b>Desoldering station with multi-digital 420 W, 230 V with soldering iron DSX 80 and internal pump</b> <ul style="list-style-type: none"> <li>• 3 tool channels with automatic tool detection</li> <li>• Hot air iron, soldering iron and desoldering iron</li> <li>• Own vacuum channel for pick up</li> <li>• USB-port</li> <li>• Comprehensive PC software</li> <li>• All high-speed micro tools can be connected</li> <li>• Dimensions L x W x H (mm): 237 x 235 x 102</li> <li>• Weight approx. 6,5 kg</li> <li>• Safety class I and III, housing antistatic</li> <li>• Fuse: overcurrent release 2 A (4 A)</li> <li>• Temperature control of channels: soldering and desoldering irons stepless 50°C – 550°C (150°F – 999°F)</li> <li>• Temperature accuracy: ± 9°C (± 17°F)</li> <li>• Temperature stability: ± 5°C (± 9°F)</li> <li>• Pump (periodic duty (30/30) s): max. vacuum 0,7 bar max delivery rate 18 l/min, hot air max. 15 l/min</li> <li>• Equipotential bonding: via 3,5 mm pawl socket on back of device</li> </ul>
consists of:		
005 33 666 99	WR 3M	Power unit 230 V
005 27 116 99	HAP 200	Hot air iron 200 W / 24 V
005 15 152 99	WDH 30	2 x Safety rest for DSX 80 and HAP 200
005 13 190 99	DSX 80	Desoldering iron 80 W, 24 V with desoldering nozzle DX 113HM
005 29 180 99	WP 80	Soldering iron 80 W with soldering tip LT B
005 15 161 99	WDH 10T	Safety rest with Stop+Go function for WP 80
005 29 184 99	WVP	Vacuum pick up
		USB cable and software
Accessories:		
005 87 388 50		Adaptor for footswitch
005 13 120 99		Food switch 1step

# Hot Air Stations

## 200 W Hot Air Stations



Order No.	Model	Description
<b>005 15 155 99</b>	<b>WRK</b>	<b>Reflow system</b>
consists of:		Reflow housing: each one 33 x 33 mm, 27 x 27 mm, 24 x 24 mm, 20 x 20 mm, 15,5 x 15,5 mm, 12,5 x 12,5 mm, 10 x 10 mm Vacuum pick up 4,5 mm Vacuum pick up 10 mm Tripod pick up Depositing rack for nozzles
Accessories:		
005 15 154 99		Depositing rack for nozzles
005 87 617 32		Reflow housing set 10 x 10 mm, 12,5 x 12,5 mm, 15,5 x 15,5 mm
005 87 617 31		Reflow housing set 20 x 20 mm, 27 x 27 mm
005 87 617 30		Reflow housing set 33 x 33 mm, 24 x 24 mm
005 87 137 99		Rubber insert Ø 4,5 mm, 10 pcs.
005 87 137 98		Rubber insert Ø 10,0 mm, 10 pcs.
<b>005 87 617 30</b>	<b>WRK Set</b>	<b>Reflowset 33 x 33 mm / 24 x 24 mm</b>
consists of:		
005 87 130 01		Rubber insert 10,0 CSF, 3 pcs.
005 87 610 19		Spring, 3 pcs.
005 87 617 09		Vacuum Pick up Ø 10,0 mm
005 87 617 10		Reflow housing 33 x 33 mm
005 87 617 12		Reflow housing 24 x 24 mm
005 87 617 24		VAC-hose, WRK
<b>005 87 617 31</b>	<b>WRK Set</b>	<b>Reflowset 27 x 27 mm / 20 x 20 mm</b>
consists of:		
005 87 130 01		Rubber insert 10,0 CSF, 4 pcs.
005 87 610 19		Spring, 4 pcs.
005 87 617 09		Vacuum Pick up Ø 10,0 mm
005 87 617 11		Reflow housing 27 x 27 mm
005 87 617 13		Reflow housing 20 x 20 mm
005 87 617 24		VAC-hose, WVP-WRK
<b>005 87 617 32</b>	<b>WRK Set</b>	<b>Reflowsets 18 x 18 mm / 15,5 mm x 15,5 mm 12,5 x 12,5 mm / 10 mm x 10 mm</b>
consists of:		
005 87 130 02		Rubber insert 4,5 CSF/WVP, 3 pcs.
005 87 617 03		Tripod pick up
005 87 617 08		Vacuum Pick up Ø 4,5 mm
005 87 617 14		Reflow housing 18 x 18 mm
005 87 617 15		Reflow housing 15,5 x 15,5 mm
005 87 617 16		Reflow housing 12,5 x 12,5 mm
005 87 617 17		Reflow housing 10 x 10 mm
005 87 617 24		VAC-hose, WVP-WRK

# Hot Air Stations

## 100 W Hot Air Stations

Order No.	Model	Description
-----------	-------	-------------

005 33 786 99	WR 2000A	<b>Desoldering station multi-digital, 300 W with hot air iron HAP 1</b>
---------------	----------	---



- 2 independent tool channels with automatic tool detection for simultaneous operation of 2 soldering tools.
- All soldering tools, such as soldering irons, solder baths up to 200 W, desoldering irons up to 80 W or hot air irons up to 100 W can be connected. Weller micro tools cannot be operated on the WR 2 station.
- Internal rotary vane vacuum pump to produce vacuum and air flow.
- ECO button
- Freely programmable button for repetitive functions
- ESD safe
- Dimensions: L x B x H (mm): 273 x 235 x 102
- Mains voltage: 230 V, 50 Hz
- Protection class: I and III
- Temperature control: 50°C - 550°C
- Soldering iron WP 80 / WP 120: 50°C - 450°C
- Soldering iron WP 150: 50°C - 550°C
- Soldering iron WP 200: 50°C - 550°C
- Desoldering iron DSX 80 / DSXV 80: 50°C - 450°C
- Hot air iron HAP 1: 50°C - 550°C
- Pump (periodic duty 30/30 s): max. vacuum 0.7 bar
- max delivery rate 18 l/min
- hot air max. 10 l/min


Hot air nozzles: see page 336–141  
Spare parts: see [www.weller.eu](http://www.weller.eu)

consists of:

005 33 776 99	WR 2	Repair station
005 27 115 99	HAP 1	Hot air iron 100 W / 24 V with hot air nozzle R 06 round $\varnothing$ 3.0 mm
005 15 152 99	WDH 30	Safety rest
		Power cable
		Equipotential bonding connector

Order No.	Model	Description
-----------	-------	-------------

005 32 666 99	WAD 101	<b>Hot air station digital 105 W, 230 V, compressed air or inert gas operated</b>
---------------	---------	---



- 1 channel
- Digitally controlled electronic for soldering and hot air tools up to 100 W
- Inlet pressure 400 KPA (58 psi) oil-free, dry compressed air or inert gas
- Temperature range 50°C–550°C (HAP 1)
- Temperature control via buttons
- Air volume control via regulator
- 3-position digital display
- Calibration box WCB 2 (see page 174) may be connected for CALIBRATION, LOCK OUT or OFFSET function
- Protection class 1
- Antistatic housing
- Equipotential bonding (normal state hard grounded)
- Automatic tool recognition
- Dimensions: 166 x 134 x 101 mm (L x W x H)
- **For use with external compressed air**

Hot air nozzles: see page 136 –141  
Spare parts: see [www.weller.eu](http://www.weller.eu)

consists of:

005 32 686 99	PU WAD101	Power unit 230 V
005 27 115 99	HAP 1	Hot air pencil 100 W/24 V with hot air nozzle round R 06 $\varnothing$ 3,0 mm
005 15 027 99	KH 27	Safety rest
005 87 278 21	R 04	Hot air nozzle round $\varnothing$ 1,2 mm

Accessory:

005 87 388 50	Adapter for foot switch
005 13 120 99	Foot switch 1-step

# Hot Air Stations

## 700 W Hot Air Stations

### 700 W Hot Air Stations Inert Gas

These stations use temperature and volume controlled hot air with Weller patented technology nozzles. The HAP 3 / 3000 hot air pencil solders and desolders larger dual in line and quad pack components. There are three stations in the range giving users the option of digital control with an integral air supply, digital control with an external air or inert gas supply or analogue control with an integral air supply. A wide range of hot air nozzles type ND and NQ with integral hot plates to heat the component body and types NR and DR without hot plates complete the range.

**The stations WHA 3000P / V are available as repair systems for QFP / BGA with stand and board holder and radiation (page 136)**



Hot air nozzles: see page 138 / 139  
Spare parts: see [www.weller.eu](http://www.weller.eu)

Order No.	Model	Description
005 33 366 99	WHA 3000V	<b>Hot air station digital 700 W / 230 V, for use with compressed air or inert gas</b> <ul style="list-style-type: none"> <li>• Digitally controlled electronic</li> <li>• 4–6 bar compressed air supply or inert gas</li> <li>• LC Display</li> <li>• Manual or automatic operation</li> <li>• RS 232 interface and software for control via PC</li> <li>• External sensor socket</li> <li>• Temperature range 50°C–550°C</li> <li>• Air volume 5–50 l/min (ESD safe)</li> <li>• Max. nozzle vacuum -0,6 bar</li> <li>• Safety rest with Stop+Go function</li> <li>• Protection class 1</li> <li>• Antistatic housing</li> <li>• Dimensions: 240 x 270 x 100 mm (L x W x H)</li> <li>• HAP 3000 Hot air pencil with NQ 30 nozzle</li> </ul>
consists of:		
005 33 366 98	WHA 3000V	Power unit 230 V for use with compressed air or inert gas
005 15 043 99	AKT 30	Safety rest with Stop+Go function
005 87 577 70		Foot switch 2-stage
005 15 049 99		Nozzle change tool

# Hot Air Stations

## 700 W Hot Air Stations



Hot air nozzles: see page 138 / 141  
Spare parts: see [www.weller.eu](http://www.weller.eu)

Order No.	Model	Description
005 33 346 99	WHA 3000P	<b>Hot air station digital 700 W / 230 V, with built-in turbine</b>

- Digitally controlled electronic
- LCD display
- Manual or automatic operation
- RS 232 interface and software for control via PC
- External sensor socket
- Temperature range 50°C–550°C
- Air volume 5–50 l/min (ESD safe)
- Max. vacuum -0,6 bar
- Safety rest with Stop+Go function
- Protection class 1
- Antistatic housing
- Dimensions: 240 x 270 x 100 mm (L x W x H)

consists of:

	HAP 3000	Hot air pencil with NQ 30 nozzle
005 15 043 99	AKT 30	Power unit 230 V with built-in pump
005 87 577 70		Safety rest with Stop+Go function
005 15 049 99		Foot switch 2-stage
		Nozzle change tool

Order No.	Model	Description
005 31 716 99	WHA 900	<b>Hot air station 700 W / 230V with built-in turbine</b>

Low cost hot air station for less complex repair tasks and hot air applications such as shrinking. The built-in turbine provides hot air and variable temperatures. The temperature of the hot air is controlled electronically.

- Analog temperature adjustment
- Temperature range 50°C–550°C
- Air volume 5–50 l/min (ESD safe)
- Two rotary potentiometers to set air temperature and air volume.
- Safety class I
- Tool handle and hose antistatic / antistatic housing
- Standby and calibration function
- Dimensions: 235 x 175 x 110 mm (L x W x H)
- Safety rest for Hot air iron



Hot air nozzles: see page 138 / 141  
Spare parts: see [www.weller.eu](http://www.weller.eu)

Accessories:

005 15 048 99		Depositing rack for hot air nozzles NR, ND, NQ
005 15 157 99		Safety rest for WHA 900

Order No.	Model	Description
005 31 716 70	WHA 900	<b>WHA with Foot switch connection</b>

consists of:

005 13 120 99		Foot switch 1-step
005 31 716 99		WHA 900



# Hot Air Stations

## 700 W Hot Air Stations / Hot Air Heat Gun

### Accessory for WHA 3000V, WHA 3000P and WHA 900



Order No.	Description
005 87 367 80	Manual control panel
005 87 577 70	Foot switch 2-stages
005 15 049 99	Nozzle change tool
005 87 557 82 005 31 190 99	Thermoelement type K, Ø 0,1 mm Thermoelement type K, Ø 0,5 mm
005 15 048 99	Depositing rack for up to 6 hot air nozzles
005 87 578 94	Nozzle/reflektor, 30 mm
005 87 578 93	Nozzle/reflektor, 15 mm
005 87 578 92	Preheat plate

### Hot Air Heat Gun

The hot air heat gun can be used for heat shrink applications or drying and to detect faulty components on circuit boards. Cooling is also possible because the air flow is independent of the heater. Temperature range ca. 400°C–430°C.



Order No.	Model	Description
6966EK	6966EK	Hot air heat gun 210 W / 230 V


consists of:

6964	6964	Hot air heat gun 230 V
6957	6957	0,2" Reflector
6958	6958	1,5" Reflector
		Shrinking nozzle

Accessory for 6966E:


6965A	6965A	Holder for gun
-------	-------	----------------

# Hot Air Irons and Nozzles



## WRK Set

- The newly developed, innovative desoldering system facilitates soldering and desoldering of large SMT components up to 30 x 30 mm. The desoldering system can be connected to the additional vacuum channel (pick up) of the WR 3M.



# Hot Air Irons and Nozzles

## Hot Air Nozzles for 100 / 200 W Hot Air Stations



Order No.	Model	Description
<b>005 27 118 99</b>	<b>HAP 1</b>	<b>Hot air pencil set 100 W, 24 V</b> The HAP 1 provides a directional hot air flow that is adjustable. Electronic temperature control from 50°C to 550°C. Different nozzles available as accessory. Finger switch controls adjustable pump.
consists of:		
005 27 115 99	HAP 1	Hot air pencil 100 W, 24 V with hot air nozzle R 06 Ø 3,0 mm
005 15 152 99	WDH 30	Safety rest
005 87 278 21	R 04	Hot air nozzle Ø 1,2 mm

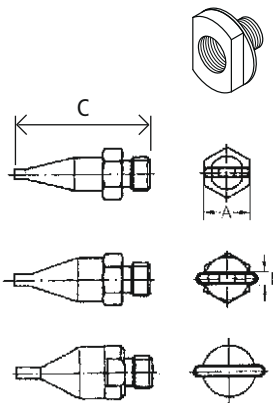


Order No.	Model	Description
<b>005 27 117 99</b>	<b>HAP 200</b>	<b>Hot air pencil set 200 W, 24 V</b> The HAP 200 provides a directional hot air flow that is adjustable. Electronic temperature control from 50°C to 550°C. Different nozzles available as accessory. Finger switch controls adjustable pump. For WR 3M only.
consists of:		
005 27 116 99	HAP 200	Hot air pencil 200 W, 24 V with hot air nozzle R 06 Ø 3,0 mm
005 15 152 99	WDH 30	Safety rest
005 87 278 21	R 04	Hot air nozzle Ø 1,2 mm
005 87 617 28		Adapter M6 for HAP 200



Order No.	Model	Description
<b>005 15 155 99</b>	<b>WRK</b>	<b>Reflow system (see page 129)</b>
Accessories:		
005 87 617 32		Reflow housing set 10 x 10 mm, 12,5 x 12,5 mm, 15,5 x 15,5 mm
005 87 617 31		Reflow housing set 20 x 20 mm, 27 x 27 mm
005 87 617 30		Reflow housing set 33 x 33 mm, 24 x 24 mm

### Hot Air Nozzles for HAP 1 and HAP 200


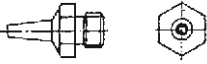
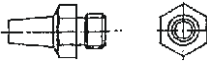
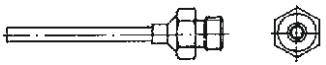
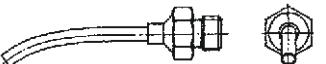
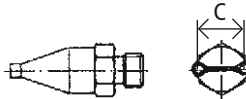



Order No.	Model	Description	Width A	Thickness B
<b>005 87 617 28</b>		Adapter M6 for HAP 200		
<b>005 87 277 74</b>	<b>F02</b>	Flat nozzle	8,0 mm	1,5 mm
<b>005 87 277 73</b>	<b>F04</b>	Flat nozzle	10,5 mm	1,5 mm
<b>005 87 277 72</b>	<b>F06</b>	Flat nozzle	12,0 mm	1,5 mm

# Hot Air Irons and Nozzles

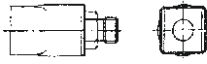
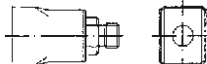

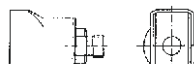
## Hot Air Nozzles for 100 / 200 W Hot Air Stations

### Hot Air Nozzles for HAP 1 and HAP 200

	Order No.	Model	Description	Diameter D	Distance C	Length C
	005 87 278 23	R02	Round nozzle	Ø 0,8 mm		
	005 87 278 21	R04	Round nozzle	Ø 1,2 mm		
	005 87 278 22	R06	Round nozzle	Ø 3,0 mm		
	005 87 277 87	R10	Round nozzle long	Ø 2,0 mm		50 mm
	005 87 277 86	R08	Round nozzle long bent	Ø 2,0 mm		50 mm
	005 87 277 76	FD2	Dual nozzle	Ø 1,5 mm	8 mm	
	005 87 277 75	FD4	Dual nozzle	Ø 1,5 mm	10 mm	

### Two sides heated (Type D, length X = heated side)

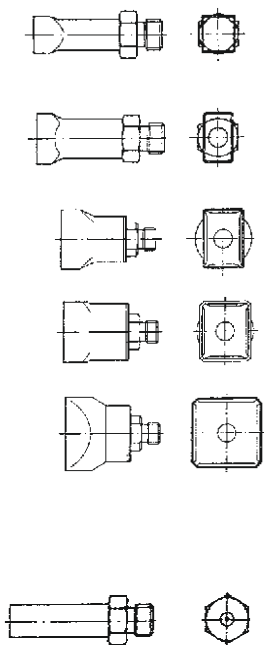


	Order No.	Model	Description	Length X	Width Y
	005 87 277 79	D04	Hot air nozzle, two sides heated, with hot plate	10,5 mm	10,5 mm
	005 87 277 82	D06	Hot air nozzle, two sides heated, with hot plate	13,0 mm	10,0 mm
	005 87 277 81	D08	Hot air nozzle, two sides heated, with hot plate	15,0 mm	10,0 mm
	005 87 277 84	D10	Hot air nozzle, two sides heated, with hot plate	18,0 mm	10,0 mm

# Hot Air Irons and Nozzles

## Hot Air Nozzles for 100 / 200 W Hot Air Stations

### Hot air nozzles for HAP 1 and HAP 200 Four sides heated (Type Q)

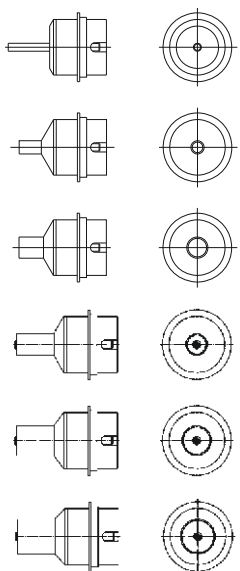


Order No.	Model	Description	Length X	Width Y
005 87 277 77	Q02	Hot air nozzle, four sides heated, with hot plate	6,0 mm	6,5 mm
005 87 277 78	Q04	Hot air nozzle, four sides heated, with hot plate	6,0 mm	9,0 mm
005 87 277 80	Q06	Hot air nozzle, four sides heated, with hot plate	15,0 mm	10,0 mm
005 87 277 83	Q08	Hot air nozzle, four sides heated, with hot plate	12,5 mm	15,0 mm
005 87 278 12	SK709	Hot air nozzle, four sides heated, with hot plate	12,0 mm	12,0 mm
005 87 277 85	Q10	Hot air nozzle, four sides heated, with hot plate	18,0 mm	18,0 mm
005 87 278 08	R01	Measuring nozzle for thermo element $\varnothing$ 0,5 mm		

## Hot Air Nozzles for 700 W Hot Air Stations

### Hot Air Nozzles for HAP 3000 (WHA 3000P / V), HAP 2 (WHA 2000) and HAP 3 (WHA 700, WHA 300)

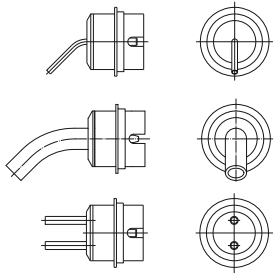
The ND and NQ nozzles have an integrated pre-heating plate for pre-heating components by means of contact heat. Air outlet slots are located around the plate with a width of approx. 1 mm for the hot air.



Order No.	Model	Description	Diameter
005 87 368 81	NR04	Round nozzle, without vacuum	$\varnothing$ 2,5 mm
005 87 368 67	NR05	Round nozzle, without vacuum	$\varnothing$ 4,0 mm
005 87 368 70	NR10	Round nozzle, without vacuum	$\varnothing$ 7,0 mm
005 87 507 70	NRV07	Hot air nozzle with vacuum for small components	$\varnothing$ 7,0 mm
005 87 507 72	NRV10	Hot air nozzle with vacuum for small components	$\varnothing$ 10,0 mm
005 87 507 74	NRV12	Hot air nozzle with vacuum for small components	$\varnothing$ 12 mm

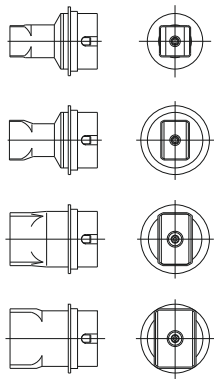
# Hot Air Irons and Nozzles

## Hot Air Nozzles for 700 W Hot Air Stations



Order No.	Model	Description	Diameter
005 87 368 82	NR02	Round nozzle bent, without vacuum	Ø 1,7 mm x 45°
005 87 507 65	NR06	Round nozzle bent, without vacuum	Ø 6,0 mm x 45°
005 87 368 83	DR05	Dual nozzle round, without vacuum	2 x Ø 2,5 mm

### Two sides heated (Type ND, width X = heated side)



Order No.	Model	Description	Length X	Width Y
005 87 368 43	ND05	Hot air nozzle, two sides heated	10,7 mm	10,7 mm
005 87 368 42	ND 10	Hot air nozzle, two sides heated	14,0 mm	10,0 mm
005 87 368 41	ND 15	Hot air nozzle, two sides heated	19,0 mm	12,0 mm
005 87 368 40	ND 20	Hot air nozzle, two sides heated	21,5 mm	14,8 mm
005 87 369 32	ND SK535/A	Hot air nozzle, ND width A heated, without edge for thin components	8,5 mm	20,0 mm
005 87 369 33	ND SK535/B	Hot air nozzle, ND width A heated, without edge for thin components	10,5 mm	20,0 mm
005 87 507 34	ND SK699	Hot air nozzle, ND width A heated, without edge for thin components	12,5 mm	20,0 mm
005 87 369 34	ND SK535/C	Hot air nozzle, ND width A heated, without edge for thin components	14,0 mm	20,0 mm

# Hot Air Irons and Nozzles

## Hot Air Nozzles for 700 W Hot Air Stations

### Four sides heated (Type NQ)



		<b>Order No.</b>	<b>Model</b>	<b>Description</b>	<b>Length X</b>	<b>Width Y</b>
		<b>005 87 368 39</b>	<b>NQ05</b>	Hot air nozzle, four sides heated	10,7 mm	10,7 mm
		<b>005 87 368 38</b>	<b>NQ15</b>	Hot air nozzle, four sides heated	14,5 mm	10,0 mm
		<b>005 87 368 18</b>	<b>NQ10</b>	Hot air nozzle, four sides heated	14,8 mm	14,8 mm
		<b>005 87 368 37</b>	<b>NQ20</b>	Hot air nozzle, four sides heated	15,5 mm	13,0 mm
		<b>005 87 368 14</b>	<b>NQ25</b>	Hot air nozzle, four sides heated	18,0 mm	18,0 mm
		<b>005 87 507 21</b>	<b>NQ30</b>	Hot air nozzle, four sides heated	17,5 mm	23,5 mm
		<b>005 87 368 07</b>	<b>NQ35</b>	Hot air nozzle, four sides heated	20,5 mm	20,5 mm
		<b>005 87 368 80</b>	<b>NQ</b>	Hot air nozzle, four sides heated	24,0 mm	12,0 mm
		<b>005 87 368 04</b>	<b>NQ40</b>	Hot air nozzle, four sides heated	26,0 mm	26,0 mm
		<b>005 87 368 33</b>	<b>NQ45</b>	Hot air nozzle, four sides heated	31,3 mm	31,3 mm
		<b>005 87 368 91</b>	<b>NQ50</b>	Hot air nozzle, four sides heated	36,0 mm	36,0 mm
		<b>005 87 368 90</b>	<b>NQ55</b>	Hot air nozzle, four sides heated	43,0 mm	43,0 mm

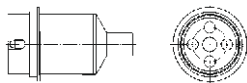


# Hot Air Irons and Nozzles

## Hot Air Nozzles for 700 W Hot Air Stations



Order No.	Model	Description	Length X	Width Y
005 87 507 41	NQT 10	Hot air nozzle, four sides heated, without protruding edge for thin components	14,8 mm	14,8 mm
005 87 507 42	NQT25	Hot air nozzle, four sides heated, without protruding edge for thin components	18,0 mm	18,0 mm
005 87 507 39	NQT	Hot air nozzle, four sides heated, without protruding edge for thin components	22,0 mm	22,0 mm
005 87 368 75	NA 20	Measuring nozzle		



**Special design on request**

### Rubber insert for CSF Heads (spare)



Order No./Model	Description
005 87 137 99	Ø 4,5 mm, 10 pcs.
005 87 137 98	Ø 10,0 mm, 10 pcs.

# BGA/QFP Rework





## WHA 3000 Set – The versatile system for demanding work

### WHA 3000P

- 700 W hot air station with patented Weller nozzle technology for maximum process control and user friendly operation. The powerful variable speed controlled turbine generates an air volume of up to 50 litres/min. An ion trap ensures charge free hot air flow. Memory space to store up to 10 thermal profiles to ensure process repeatability. Operation via PC software. Program preparation with TEACH-IN modus.

Alternatively: WHA 3000 V

700 W hot air station for operation with external compressed air or inert gas supply.

### WBHS

- Circuit board holder with a stand for the HAP 3000 hot air pencil. Circuit boards up to 310 mm x 320 mm can be accommodated. The circuit board holder ensures that the hot air pencil is vertical to the printed circuit board under repair and the pivoting stand allows the HAP 3000 hot air pencil to be raised and lowered precisely onto the component being reworked.

### WHP 3000

- Infrared Heating plate, total heated area 120 mm x 190 mm with 3 ceramic elements. The plate is used to preheat the circuit board under repair, to improve soldering performance. The hot plate can be controlled from its own internal control system or integrated into the control system of the WHA 3000P/V. When used with the WHA 3000P/V the hot plate hits beneath the WBH/WBHS board holder.

# BGA/QFP Rework

## **WHA 3000PS Set – The versatile system for repair and rework of fine pitch and BGA components**

The WHA 3000P will perform demanding repair tasks on circuit boards with complex fine pitch surface mounted components. The advanced control technology coupled with user-friendly operation, guarantees precision of repair processes. While the sophisticated automatic operation mode guarantees repeatability of the process and increases productivity and quality. Extensive range accessories compliment the machine to promote flexibility.

### **WHA 3000PS Set**



Order No.	Model	Description
005 33 556 99*	WHA 3000PS	<b>Scope of delivery WHA 3000PS Set:</b> <ul style="list-style-type: none"><li>• WHA 3000P hot air station, 700 Watt with built in pump</li><li>• WBHS circuit board holder with pivoting stand</li><li>• WHP 3000 Heating plate, 600 W</li></ul>

Order No.	Model	Description
005 33 346 99*	WHA 3000P	<b>Hot air station 700 W</b> with patented Weller nozzle technology for maximum process control and user friendly operation. The powerful variable speed controlled turbine generates an air volume of up to 50 litres/min. An iron trap so that charge free hot air is directed at the component. Memory space to store up to 10 thermal profiles to ensure process repeatability. Manual operation or operation via PC software.



Order No.	Model	Description
005 33 165 99	WBHS	<b>Circuit board holder</b> with a pivoting stand for the HAP 3000 hot air pencil. Circuit boards upto 310 mm x 320 mm can be accommodated. The circuit board holder ensures that the hot air pencil is vertical to the printed circuit board under repair and the pivoting stand allows the HAP 3000 hot air pencil to be raised and lowered precisely onto the component being reworked.



\*BGA nozzles see page 139 – 141

# BGA/QFP Rework



**NEW**

**with easy fix board holder**

Order No.	Model	Description
005 33 386 99	WHP 3000	<b>Infrared Heating plate 600 W / 230 V, 120 x 190 mm</b> total heated area 120 mm x 190 mm with 3 ceramic elements. The plate is used to preheat the circuit board under repair, to reduce the possibility of thermal damage. Set temperatures and actual temperatures are digitally displayed. An external sensor can be connected to display actual temperatures at specific areas of the circuit under repair. The hot plate can be controlled from its own internal control system or integrated into the control system of the WHA 3000P/V. When used with the WHA 3000P/V the hot plate sits beneath the WBHS board holder. <ul style="list-style-type: none"> <li>• Digital display for set and read temperature</li> <li>• Electronic temperature control</li> <li>• 3 High temperature ceramic elements for fast and efficient heat up</li> <li>• Two heated zones can be selected</li> <li>• External sensor (accessory) connectable</li> <li>• RS 232 Interface e.g. for connection to Weller hot air stations WHA 3000</li> <li>• Heating surface 120 x 190 mm</li> <li>• Temperature range 50°C–400°C</li> <li>• ESD safe</li> <li>• 2 easy fix board holders (see WHP 200, page 176)</li> </ul>



**NEW**

**with easy fix board holder**

005 33 646 99	WHP 3000	<b>Infrared Heating plate 1200 W, 230 V, 190 x 245 mm</b> same as WHP 3000, but with heatable surface 190 x 245 mm
---------------	----------	---

Accessories for WHP 3000 (600 W / 1200 W)

005 31 191 99		Interface Cable RS 232
005 31 190 99		K-Thermoelement 0,5 mm
005 33 165 99	WBHS	PCB board holder with pivoting stand
005 33 164 99	WBH	PCB board holder without stand
005 87 578 75		Easy fix board holder (see WHP 200, page 176)

## WHA 3000VS Set

Order No.	Model	Description
005 33 596 99	WHA 3000VS	<b>Scope of delivery as WHA 3000PS, but with hot air station WHA 3000V, 700 W</b>

consists of:

005 33 366 99	WHA 3000V	<b>Hot air station 700 W operating from an external compressed air or inert gas supply.</b>
---------------	-----------	---



005 33 165 99	WBHS	Circuit board holder with a pivoting stand
005 33 386 99	WHP 3000	Heating plate 600 W

# BGA/QFP Rework

## Weller WQB Repair System

### Weller WQB Repair System

The WQB 4000 SOPS repair system upgrades the Weller product range in the SMD tool sector. A well thought-out design concept combines reliability and maximum process control with ease of use and technically mature detail solutions. Useful accessories increase the possible uses of these repair work stations. For the universal circuit board repair of BGA, QFP and SMD components, it is necessary to preheat the circuit board effectively from below and from above to precisely heat the components to be repaired to the reflow temperature as well as to reliably control the process. On the WQB 4000 the temperature regulated 2-Zone infrared bottom heater provides rapid warm-up and homogeneous substrate temperatures. The hot air top heater, with digital control electronics for temperature monitoring and regulation of the air flow rate, facilitates the finely metered supply of heat to the components. A temperature sensor placed directly in the hot air nozzle efficiently regulates the top heater and thus provides maximum process control. On the digital programming unit all process steps can be programmed, saved and if necessary protected against unauthorized use as required. The most important process parameters are optionally displayed on the LC display during operation. Camera with two-color lighting for exact positioning.

Order No.	Model	Description
005 33 706 99	WQB 4000SOPS	<b>BGA/SMT Rework system 2300 W / 230 V, for component placement with camera guided positioning system</b>

At the heart of the placing system is the modern USB colour camera with fully digital data transfer. The data transfer from the camera to the PC is made in real time via the IEEE 1394a interface. The telecentric precision split optic produces an image of the component to be placed free of perspective distortion and has a wide depth of focus. The included positioning software contains a component library, from which the component to be placed is selected. New components can be edited very easily by the user and added to the library. Using the built-in positioning frame in the live image from the camera, the circuit board and the component can be aligned independently of each other using the X,Y and Theta axis fine adjustment drives.



consists of:

- Base unit with top heater, bottom heater, control electronics and pneumatic unit
- Infrared radiation 1600 W
- Positioning unit with digital camera and split optic
- Circuit board holder with fine adjustment in X and Y direction
- Temperature sensor PT 100
- Nozzle change tool
- Thermoelement type K 0,1 mm
- 5 pcs. Vacuum inserts Ø 4,5 mm
- 5 pcs. Vacuum inserts Ø 10,0 mm
- Reducer insert for the vacuum pickup
- Software WQB 4000 CONTROL and WQB 4000 SOPS
- USB cable
- Calibration tool
- Vacuum pick up with 2 changeable vacuum inserts
- Mains cable
- 2 m connecting tube for compressed air
- Instruction manual
- Max. PC board size 450 x 500 mm

# BGA/QFP Rework

## Accessory for WQB 4000 SOPS, WQB 3000OPS, WQB 3000 and WHA 3000 PS / VS

Order No.	Description
 005 87 549 24	Clamping set for irregular shaped circuit boards (e.g. mobilephones, video/digital camera boards, etc.)
 005 87 557 45	Support for large dimensioned circuit boards
 005 87 548 73 005 87 559 56	Adjustable circuit boarder stop WQB 3000 Adjustable circuit boarder stop WQB 4000
 005 87 557 41	Downholder for circuit boards
 005 87 549 48	Temperature sensor for top heater
 005 87 557 82 005 31 190 99	Thermoelement type K, Ø 0,1 mm Thermoelement type K, Ø 0,5 mm
 005 87 549 70	Adapter for NQ/NO hot air nozzles only for WQB 2000/3000/4000
 005 87 137 99 005 87 137 98	10 pcs. Vacuum inserts Ø 4,5 mm 10 pcs. Vacuum inserts Ø 10,0 mm

# BGA/QFP Rework

## Hot Air Nozzles for WQB 4000 SOPS, WQB 3000 OPS and WQB 3000

The patented hot air nozzles of the WQB rework stations, coupled with digital control of the hot air temperature and its flow rate provide an even convective heating of the component. This in turn ensures repeatability of the reflow process.

### Standard sizes



Order No.	Nozzle Housing Inside	Nozzle Housing Outside
005 87 479 47	7,6 x 7,99 mm	8,6 x 8,9 mm
005 87 479 43	6,5 x 6,5 mm	7,5 x 7,5 mm
005 87 479 45	8,5 x 8,5 mm	9,5 x 9,5 mm
005 87 479 61	8,5 x 10,6 mm	9,5 x 11,6 mm
005 87 549 67	10,0 x 10,0 mm	11,0 x 11,0 mm
005 87 478 48	12,0 x 12,0 mm	13,0 x 13,0 mm
005 87 479 04	13,5 x 13,5 mm	14,3 x 14,3 mm
005 87 479 35	15,5 x 15,5 mm	16,5 x 16,5 mm
005 87 478 93	15,0 x 11,0 mm	16,0 x 12,0 mm
005 87 548 36	18,5 x 10,0 mm	19,5 x 11,0 mm
005 87 479 77	15,5 x 23,5 mm	16,5 x 24,5 mm
005 87 478 33	18,0 x 18,0 mm	20,0 x 20,0 mm
005 87 547 70	21,0 x 21,0 mm	23,0 x 23,0 mm
005 87 548 20	22,0 x 22,0 mm	24,0 x 24,0 mm
005 87 477 64	25,0 x 25,0 mm	27,0 x 27,0 mm
005 87 479 93	27,0 x 23,0 mm	29,0 x 25,0 mm
005 87 478 50	27,0 x 27,0 mm	29,0 x 29,0 mm
005 87 479 27	29,0 x 29,0 mm	31,0 x 31,0 mm
005 87 479 99	28,0 x 32,0 mm	30,0 x 34,0 mm
005 87 479 06	33,0 x 33,0 mm	35,0 x 35,0 mm
005 87 548 87	35,0 x 35,0 mm	37,0 x 37,0 mm
005 87 477 53	37,0 x 37,0 mm	39,0 x 39,0 mm
005 87 478 71	39,5 x 39,5 mm	41,5 x 41,5 mm
005 87 478 74	42,0 x 42,0 mm	44,0 x 44,0 mm
005 87 549 03	45,0 x 11,0 mm	47,0 x 13,0 mm
005 87 477 63	46,0 x 46,0 mm	48,0 x 48,0 mm
005 87 479 16	47,0 x 47,0 mm	49,0 x 49,0 mm
005 87 479 41	49,0 x 49,0 mm	51,0 x 51,0 mm
005 87 479 85	57,0 x 18,5 mm	59,0 x 20,0 mm

### Special sizes on request



# BGA/QFP Rework

## Positioning Templates for WQB 3000

The Weller template system offers a low cost but still precise positioning system for BGA and leaded components. The templates can be used on populated boards and are manufactured for most BGA, QFP and PLCC components. Templates for other components .

## Positioning Templates for BGA Components



Order No.	Matrix	Pitch
005 87 549 46	35 x 35	0,5
005 87 479 58	10 x 10	0,8
005 87 549 81	12 x 12	0,8
005 87 479 59	13 x 13	0,8
005 87 557 05	16 x 16	0,8
005 87 557 06	20 x 20	0,8
005 87 557 07	21 x 21	0,8
005 87 557 08	22 x 22	0,8
005 87 479 30	14 x 14	1,0
005 87 479 31	16 x 16	1,0
005 87 547 78	18 x 18	1,0
005 87 547 60	22 x 22	1,0
005 87 547 79	24 x 24	1,0
005 87 547 77	26 x 26	1,0
005 87 547 61	29 x 29	1,0
005 87 548 50	34 x 34	1,0
005 87 479 87	39 x 39	1,0
005 87 478 57	16 x 16	1,27
005 87 478 61	17 x 17	1,27
005 87 477 81	19 x 19	1,27
005 87 479 66	20 x 20	1,27
005 87 479 11	23 x 23	1,27
005 87 478 94	25 x 25	1,27
005 87 477 79	26 x 26	1,27
005 87 478 59	31 x 31	1,27
005 87 477 82	15 x 15	1,5

## Positioning Templates for QFP Components

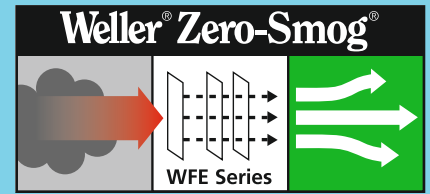
Order No.	Component	Pitch
005 87 478 44	TQFP 100	0,5
005 87 549 82	TQFP 128	0,5
005 87 478 69	QFP 176	0,5
005 87 478 40	QFP 208	0,5
005 87 478 67	QFP 240	0,5
005 87 478 38	QFP 160	0,65

# Fume Extraction





## 100 % Air cleaning



### Zero-Smog

- The Weller Zero-Smog Systems put an end to air pollution caused by soldering, adhesives and laser work. In all of these applications fumes or fine particles are released into the work place atmosphere which are hazardous to staff exposed to them. The Weller Zero-Smog Systems' combination of pumps, electronic controls and filters removes this hazard.

### Tip Extraction

- Weller® FE (Fume Extraction) soldering irons have a smoke tube integrated into the handle. When soldering the tube is positioned directly above the joint and collects any fumes produced. Fume extraction attachments can be retro fitted to non fume extraction Weller® soldering irons.
- Less investment per work place
- Collect pollution direct at source
- Up to 20 collection points with one system (200 m apart)
- Ergonomic friendly with easy access to work piece
- No noise
- Minimal air movement

### Volume Extraction

- More suitable for applications involving, for example, solder baths, hot air soldering, micro solders and gluing work. Weller® offers various mobile systems that purify the air at up to a maximum of 8 workplaces.
- Larger areas can be covered
- Low maintenance
- Mobile
- Quick & easy installation
- Economic for 1 to 8 work places
- Remote control

# Fume Extraction

## Zero-Smog

### Zero-Smog

The Weller Zero-Smog Systems put an end to air pollution caused by soldering, adhesives and laser work. In all of these applications fumes or fine particles are released into the work place atmosphere which are hazardous to staff exposed to them. The Weller Zero-Smog Systems' combination of pumps, electronic controls and filters removes this hazard.

### Tip Extraction

Weller FE soldering irons have an integral smoke tube mounted in the handle. It is positioned directly above the joint during the soldering process to collect any fumes generated. Fume extraction irons can be connected to Weller Zero-Smog Systems WFE and WFE P bench mounted units driving up to 2 irons or WFE 20D mobile unit driving up to 20 irons. Fume extraction attachments can be retro fitted to non fume extraction Weller soldering irons.

### Extraction Units



Order No.	Model	Description
005 36 402 99	WFE	<b>Portable fume extraction unit for tip suction, compressed air operated</b> <ul style="list-style-type: none"> <li>• Height x Diameter 200 x 140 mm</li> <li>• Weight 2,7 kg</li> <li>• Operating pressure 3,5–6 bar</li> <li>• Air consumption 30 l/min</li> <li>• Sound level 39 db (A) at 1 m distance</li> <li>• Max. vacuum 20.000 Pa</li> <li>• Max. capacity 2 FE irons</li> </ul>
	consists of:	Fume extraction unit Compressed air cleaning filter Compact filter (HEPA filter H13 + wide band gas filter 50 % active carbon / 50 % Puratex) Fine dust filter F 7



Order No.	Model	Description
005 36 386 99	WFE P	<b>Portable fume extraction unit 230 V / 50 Hz, for tip suction with built in pump</b> <ul style="list-style-type: none"> <li>• Vacuum pump with 2 power stages for higher extraction performance</li> <li>• Height x Diameter 295 x 140 mm</li> <li>• Weight 4 kg</li> <li>• Power input 70 W</li> <li>• Sound level 40 db (A) at 1 m distance</li> <li>• Max. vacuum 30.000 Pa</li> <li>• Max. capacity 2 FE irons</li> <li>• Not for long term usage 24h</li> <li>• Should be used with KHE safety rest (005 15 083 99)</li> </ul>
	consists of:	Fume extraction unit 230 V / 50 Hz Compact filter (HEPA filter H13 + wide band gas filter 50 % active carbon / 50 % Puratex) Fine dust filter F 7

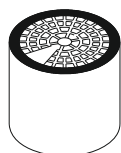
# Fume Extraction

## Tip Extraction Units + FE Irons

### Spare filter for WFE + WFE P



Order No.	Description	For
005 87 357 57	Compressed air cleaning filter (for WFE only)	WFE



005 36 410 99	Compact filter (HEPA filter H13 + wide band gas filter 50 % active carbon / 50 % Puratex)	WFE / WFE P
---------------	---	-------------

005 36 407 99	Compact filter (HEPA filter H13 + wide band gas filter 100 % active carbon)	WFE / WFE P
---------------	---	-------------



005 36 412 99	Fine dust filter F 7 (3 pcs.)	WFE / WFE P
---------------	-------------------------------	-------------

Order No.	Model	Description
005 36 476 99	WFE 20D	<b>Fume extraction unit 230 V / 50 Hz, for tip suction with built in turbine</b>



- Electronically controlled turbine
- Two selectable operating modes
- Electronic filter check (LED)
- Electronic filter operation status display
- Interface RS 232 for optional remote control
- Dimensions 450 x 450 x 695 mm (L x W x H)
- Weight 45 kg
- Power input 630 VA
- Sound level 51db (A) at 1 m distance
- Max. vacuum 12.000 Pa
- Max. delivery rate 100 m<sup>3</sup>/h
- Max. capacity 20 FE irons

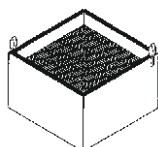
consists of:

- Fume extraction unit 230 V / 50 Hz
- Compact filter (HEPA filter H13 + wide band gas filter 50 % active carbon / 50 % Puratex)
- Fine dust filter F 5

### Spare filter for WFE 20D



Order No.	Description
005 87 358 37	Fine dust filter F 5
005 87 358 36	Fine dust filter F 7



005 87 358 38	Compact filter (HEPA filter H13 + wide band gas filter 50 % active carbon / 50 % Puratex)
---------------	---

# Fume Extraction

## Tip Extraction Units + FE Irons

### FE Soldering Irons

Weller FE soldering irons are specifically designed for tip extraction applications. The smoke tube is integral with the handle and is normally placed over the joint when soldering but can be retracted when access to the joint is a problem or removed for cleaning. The irons are temperature controlled, ergonomic and allow precise handling. The electronic controlled irons can be driven from any PU /PUD series power unit compatible with the rating of the iron or any rework station. FE 50M irons can only be driven from the P51 power unit. The range of iron power ratings and the extensive range of solder tips mean that there is an iron to suit all applications. The FE irons are supplied with a 5 mm-dia. burn proof hose 2.5 m long, all handles, leads and hoses are ESD safe.



Soldering Tips: see page 87 / 97

Order No.	Model	Description
<b>005 33 150 99</b>	<b>FE 50 Set</b>	<b>FE Soldering iron set 50 W / 24 V</b>
consists of:		
005 25 153 99	FE 50	FE Soldering iron 50 W / 24 V with ET-LT adapter and LTB tip
005 15 020 99	KH 20	Safety rest
005 50 050 99		Funnel for FE 50 / FE 50M
005 25 409 99		Cleaning brush for FE tube



Soldering Tips: see page 87 / 101

Order No.	Model	Description
<b>005 32 152 99</b>	<b>FE 50M</b>	<b>FE Soldering iron 50 W / 24 V</b>
consists of:		
	FE 50M	FE Soldering iron 50 W / 24 V Magnastat controlled controlled with PT-LT adapter and LTB tip
005 50 050 99		Funnel for FE 50 / FE 50M
005 25 409 99		Cleaning brush for FE tube



Soldering Tips: see page 87

Order No.	Model	Description
<b>005 33 151 99</b>	<b>FE 75 Set</b>	<b>FE Soldering iron set 80 W / 24 V</b>
consists of:		
005 29 166 99	FE 75	FE Soldering iron 80 W / 24 V with soldering tip LT B
005 15 020 99	KH 20	Safety rest
005 87 447 28		Funnel for FE 75
005 25 409 99		Cleaning brush for FE tube



Soldering Tips: see page 96

Order No.	Model	Description
<b>005 26 162 99</b>	<b>FE 80</b>	<b>FE Soldering iron 80 W / 24 V</b>
consists of:		
	FE 80	FE Soldering iron 80 W / 24 V with soldering tip HT B
005 87 337 58		Funnel for FE 80
005 25 409 99		Cleaning brush for FE tube

# Fume Extraction

## Tip Extraction Units + FE Irons

### FE attachments

A range of FE attachments is available to fit to Weller soldering and desoldering irons to convert standard products to fume extraction versions. The attachments are supplied with all necessary fittings and hoses. The performance of the retro fitted tools is not affected.

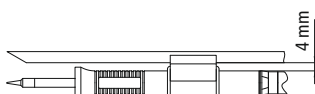


Order No.	Description
005 25 125 99	FE Attachment for LR 21, LR 82, TCPS; W 61, W 101, WSP 150, WP 200 for safety rest AK 1
005 28 126 99	FE Attachment for WSF 80D5/8
005 13 125 99	FE Attachment for DS 22, DS 80 and DSX 80 desoldering iron

### Accessory for FE Irons



Order No.	Description
005 36 352 99	Locking clip for extraction hose
005 25 410 00	Extraction hose (spare), by metre



### Universal FE attachments

For Weller soldering irons WP 80, WSP 80; WMP, MLR 21 or soldering irons **with handle diameter Ø 10–13 mm**. Clip will be fasten with an O-ring to the soldering iron.



Order No.	Description
005 29 186 99	FE Attachment with tube, Ø 6 mm for WSP 80, WP 80, MLR 21, MLR 80, WMP
005 29 185 99	FE Attachment with tube, Ø 4,5 mm, for WMRP and WSP 80, WP 80, MLR 21, MLR 80, WMP, for fine soldering applications
005 87 448 75	FE-Clip-Set for FE-attachment, tube Ø 4,5 mm
005 87 448 76	FE-Clip-Set for FE-attachment, tube Ø 6,0 mm
005 15 156 99 WDH 50	Safety rest with Stop+Go function for WMRP iron with FE Attachment

# Fume Extraction

## Tip Extraction Units + FE Irons



### Cord support

The cord support keeps the cord of the soldering iron out of the direct working area. This allows an easy handling of the soldering iron. Especially recommended for use with FE soldering irons.

Order No.	Description
005 15 065 99	Cord support for AK 20
005 15 066 99	Cord support for KH 20 / 23

### Safety Rests for FE Irons

Order No.	Model	Description
005 15 030 99	AK 20	Safety rest for FE 50, FE 50M, FE 75 and FE 80, for LR 21, LR 82 and TCP S with FE attachment

005 15 020 99	KH 20	Safety rest for FE 50, FE 50M, FE 75 and FE 80
---------------	-------	--

005 15 023 99	KH 23	Safety rest for FE 25
---------------	-------	-----------------------

005 15 140 99	WPH 80	Safety rest for WSP 80FE, for MLR 21 with FE attachment
---------------	--------	---





# Fume Extraction

## Tip Extraction Units + FE Irons

### Safety Rests with Stop+Go function for FE Irons with WFE or WFE P

The Weller safety rests with Stop + Go function are recommended accessories for FE irons using the WFE or WFE P extraction units. A fibre optic sensor switches the extraction unit on when the FE iron is removed from the safety rest and when the FE iron is replaced in the safety rest, after a short delay to gather the fumes from any solder on the tip it switches the unit off. This reduces running costs.

Order No.	Model	Description
	<b>005 15 086 99 KHP</b>	Basic unit pneumatic (for WFE) safety rest with Stop+Go function with fibre optic sensor for FE 25, FE 50, FE 50M, FE 75 and FE 80
	<b>005 15 076 99 KHE</b>	Basic unit electric (for WFE P) safety rest with Stop+Go function with fibre optic sensor for FE 25, FE 50, FE 50M, FE 75 and FE 80
	<b>005 15 080 99 KHE/P</b>	Second safety rest with fibre optic sensor for extending to 2 workplaces for FE 25, FE 50, FE 50M, FE 75 and FE 80
	<b>005 15 168 99 KHP 81</b>	Basic unit pneumatic (for WFE) safety rest with Stop+Go function with fibre optic sensor for WSP 80FE consists of: 005 151 61 72 WDH 10 Safety rest 005 873 58 18 Control unit pneumatic
	<b>005 15 167 99 KHE 81</b>	Basic unit electric (for WFE P) safety rest with Stop+Go function with fibre optic sensor for WSP 80FE consists of: 005 151 61 72 WDH 10 Safety rest 005 873 58 19 Control unit electric
	<b>005 15 161 72 KHE 81 / P 81</b>	Second safety rest with fibre optic sensor for extending to 2 workplaces for WSP 80 FE

# Fume Extraction

## Tip Extraction Units + FE Irons

### Accessory for Tip Extraction

**Order No.****005 36 316 99****Description**

Extraction hose 40, 1 m, Ø 40 mm, complete with 2 connecting elements

**005 36 414 00**

Extraction hose 40, Ø 40 mm without connecting elements, sold by metre

**005 36 415 99**

Connection element 40-50

**005 36 326 99**

Extension hose DN 17 / 13 x 3 mm, 5 m

**005 87 358 65**

Connection nipple for extension hose 17

**005 87 358 66**

Nut G 3/8" for connection nipple

**005 36 343 99**

Adapter 17 for connection extension hose 17 with 5 mm hose of FE iron

**005 36 338 99**

Connection nipple for 5 mm hose of FE iron for direct connection to pipe system

**005 87 350 50**

Connecting elements for connection nipple 005 36 338 99

**Installation Options see page 170 – 171**

# Fume Extraction

## Volume Extraction Units + Accessory

### Volume Extraction

For applications where volume extraction is more suitable, e.g. solder baths, hot air soldering, micro solders and gluing work, Weller offers the mobile systems WFE 2S and WFE 4S. The units purify the air at upto 8 workplaces. A wide range of accessory is available for each system.

### Extraction Units

Order No.	Model	Description
005 36 266 99	WFE 2S	<b>Portable fume extraction unit 230 V / 50 Hz, for volume extraction with built in turbine</b> <ul style="list-style-type: none"> <li>• Speed set by potentiometer</li> <li>• Red/green LED to indicate filter condition</li> <li>• Interface RS 232 for optional remote control</li> <li>• Dimensions 320 x 320 x 395 mm (L x W x H)</li> <li>• Weight 19 kg</li> <li>• Power input 275 VA</li> <li>• Sound level 48db (A) at 1 m distance</li> <li>• Max. vacuum 2.700 Pa</li> <li>• Max. extraction rate 230 m<sup>3</sup>/h</li> <li>• Max. capacity 4 work places</li> <li>• Standard connection pipe system 50</li> </ul>
		consists of: Fume extraction unit 230 V / 50 Hz Filter (HEPA filter H13 + wide band gas filter 50% active carbon / 50% Puratex) Fine dust filter F 7



Order No.	Model	Description
005 36 466 99	WFE 2S	<b>Portable fume extraction unit 230 V / 50 Hz, for volume extraction with built in turbine with adhesive fume filter</b> Same as WFE 2S, but with adhesive fume filter
		consists of: Fume extraction unit 230 V / 50 Hz Filter for adhesive fumes (wide band gas filter 50% active carbon / 50% Puratex) Fine dust filter F 7

### Spare filter for WFE 2S

Order No.	Description
005 87 359 37	Fine dust filter F5 (10 pieces)
005 87 359 38	Fine dust filter F7 (10 pieces)
005 87 359 36	Compact filter
	consists of: HEPA filter H13, wide band gas filter (50 % active carbon, 50 % Puratex)
005 87 358 95	option: Adhesive fume filter (50 % active carbon, 50 % Puratex)

Installation Options see page 170 – 171

# Fume Extraction

## Volume Extraction Units + Accessory

**NEW**




Order No.	Model	Description
005 36 436 89	WFE 2Kit1	<b>Portable fume extraction kit 230 V / 50 Hz, for 1 workplace</b>
	consists of:	WFE 2S Fume extraction unit 230 V / 50 Hz Compact filter (HEPA filter H13 + wide band gas filter 50 % active carbon / 50 % Puratex) Fine dust filter F 7
005 36 266 99		WFE 2S Fume extraction unit 230 V / 50/60 Hz
005 36 572 99		KIT 1 WF Sloped 60 for volume extraction
	consists of:	Extraction arm
005 36 578 99		Sloped nozzle
005 36 577 99		Stop valve
005 36 574 99		Bench mounting bracket
005 36 575 99		Extraction hose
005 36 576 99		

**NEW**



Order No.	Model	Description
005 36 456 89	WFE 2Kit2	<b>Portable fume extraction kit 230 V / 50 Hz, for 2 workplaces</b>
	consists of:	WFE 2S Fume extraction unit 230 V / 50 Hz Compact filter (HEPA filter H13 + wide band gas filter 50 % active carbon / 50 % Puratex) 50 % Puratex) Fine dust filter F 7
005 36 266 99		WFE 2S Fume extraction unit 230 V / 50/60 Hz
2 x 005 36 572 99		KIT 1 WF Sloped 60 for volume extraction
	consists of:	Extraction arm
2 x 005 36 578 99		Sloped nozzle
2 x 005 36 577 99		Stop valve
2 x 005 36 574 99		Bench mounting bracket
2 x 005 36 575 99		Extraction hose
2 x 005 36 576 99		

### Spare filter for WFE 2S, WFE 2Kit1 and WFE 2Kit2



Fine dust pre-filter F7

HEPA filter H13 and wide band gas filter

Order No.	Description
005 87 358 84	Fine dust filter F 5 (10 pcs.)
005 87 358 85	Fine dust filter F 7 (10 pcs.)
005 87 358 83	Filter (HEPA filter H13 + wide band gas filter 50 % active carbon / 50 % Puratex)
005 87 358 95	Compact filter for adhesive fumes (wide band gas filter 50 % active carbon / 50 % Puratex)

# Fume Extraction

## Volume Extraction Units + Accessory

**NEW**


Order No.	Model	Description
005 36 516 89	WFE 2ES	<b>The integrated economy-filter (HEPA filter H12) is easy to replace.</b> <b>2 workplaces are connectable.</b> <b>Kit will be delivered with one extraction arm.</b> <ul style="list-style-type: none"> <li>• Voltage: 230V / 50 Hz (115 V / 60 Hz)</li> <li>• Dimensions in mm: 320 x 320 x 395 (L x W x H)</li> <li>• Electrical Power: 115 VA</li> <li>• Noise level: 55 db (A) at 1 m distance</li> <li>• Max. pressure: 1800 Pa</li> <li>• Max. airflow: 220 m³/h</li> <li>• Max. capacity: 2 work places</li> <li>• Filter: Fine dust filter F5, HEPA filter H12 (99.5% against particle ca. 0.3 µm) combined with wide gas filter (active carbonate foam)</li> </ul>
consists of:		
005 36 506 99		WFE 2ES Fume extraction unit Compact filter, consists of: HEPA filter H12, active carbonate foam, Fine dust pre-filter F5
005 36 571 99		KIT 1 WF Funnel 60 for volume extraction consists of:
005 36 578 99		Extraction arm
005 36 573 99		Funnel nozzle
005 36 574 99		Stop valve
005 36 575 99		Bench mounting bracket
005 36 576 99		Extraction hose

005 36 506 70 WFE 2ES Fume extraction unit with wide band gas filter

### Additional extraction arm kits.

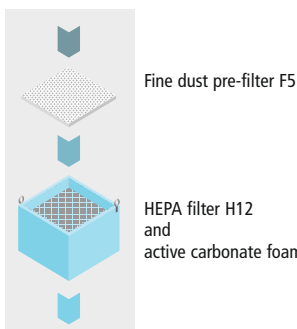
**Set with 1 extraction arm for upgrading workplaces for WFE2S / 2ES / 4S:**

005 36 572 99		KIT 1 WF Sloped 60 for volume extraction consists of:
005 36 578 99		Extraction arm
005 36 577 99		Sloped nozzle
005 36 574 99		Stop valve
005 365 75 99		Bench mounting bracket
005 36 576 99		Extraction hose
005 36 571 99		KIT 1WF Funnel 60 for volume extraction consists of:
005 36 578 99		Extraction arm
005 36 573 99		Funnel nozzle
005 36 574 99		Stop valve
005 36 575 99		Bench mounting bracket
005 36 576 99		Extraction hose

**NEW**


### Spare parts for WFE 2ES

Order No.	Description
005 87 627 03	Fine dust filter F5 for WFE 2ES (10 pcs.)
005 87 627 01	Filterset H12 with 10 pre-filter F5 consists of: HEPA filter H12, wide band gas filter (10 % active carbonate foam)
005 87 627 04	Housing top for WFE 2ES



# Fume Extraction

## Volume Extraction Units + Accessory



Order No.	Model	Description
005 36 526 99	WFE 2CS	<b>WFE 2CS with remote control, 230 V</b> consists of:
005 36 506 99		• WFE 2CS Fume extraction
005 87 627 01		Filter: Wide band gas filter F5, HEPA filter H12 (99.5% against particle ca. 0.3 µm) combined with wide gas filter (10 % active carbonate foam)
005 87 627 03		• Fine dust filter F5 • Remote control fixed via cord



Order No.	Model	Description
005 36 256 99	WFE 4S	<b>Mobile fume extraction unit 230 V / 50 Hz, for volume extraction with built in turbine</b> <ul style="list-style-type: none"> <li>• Electronically controlled</li> <li>• 3 Operating modes</li> <li>• LED display for filter condition indication</li> <li>• Interface RS 232 for optional remote control</li> <li>• Dimensions 320 x 320 x 395 mm (L x W x H)</li> <li>• Weight 21 kg</li> <li>• Power input 450 VA</li> <li>• Sound level 51db (A) at 1 m distance</li> <li>• Max. vacuum 2.800 Pa</li> <li>• Max. extraction rate 615 m<sup>3</sup>/h</li> <li>• Max. capacity 8 work places</li> <li>• Standard connection pipe system 75</li> </ul>
		consists of:
		Fume extraction unit 230 V / 50 Hz Compact filter (HEPA filter H13 + wide band gas filter 50 % active carbon / 50 % Puratex), Fine dust filter F 5

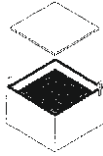
Order No.	Model	Description
005 36 496 99	WFE 4S	<b>Mobile fume extraction unit 230 V / 50 Hz, for volume extraction with built in turbine with adhesive fume filter</b> Same as WFE 4S, but with adhesive fume filter
		consists of:
		Fume extraction unit 230 V / 50 Hz Filter for adhesive fumes (wide band gas filter 50 % active carbon / 50 % Puratex) Fine dust filter F 7

Installation options see page 170 – 171


# Fume Extraction

## Volume Extraction Units + Accessory

### Spare Filter for WFE 4S



Order No.	Description
005 87 358 37	Fine dust filter F 5 (10 pcs.)
005 87 358 36	Fine dust filter F 7 (10 pcs.)



Fine dust pre-filter F7

HEPA filter H13  
and  
wide band gas filter

005 87 358 38	Compact filter (HEPA filter H13 + wide band gas filter 50 % active carbon / 50 % Puratex)
005 87 358 35	Compact filter for adhesive fumes (wide band gas filter 50 % active carbon / 50 % Puratex)



### Pre-filter for WFE 2S and WFE 4S

Order No.	Description
005 87 358 62	<b>Pre-filter for WFE 2S or WFE 4S to extend capacity</b> Filters must be ordered seperately. Filter box, 1 x hose connection 75

consists of:

### Spare Filter for WFE 2S / WFE 4S



Order No.	Description
005 87 358 60	Pocket filtering ash F7 for large quantities of dust



005 87 359 24	Filtering ash for sticky of arrears (e.g. large quantities of liquid flux)
---------------	---

# Fume Extraction

## Volume Extraction Units + Accessory



Order No.	Model	Description
005 36 588 99	WFE 2X	<b>Portable fume extraction unit 230V / 50 Hz for volume extraction</b>

- LED for indicating filter condition
- Remote control with alarm function
- Weight 15 kg
- Power consumption 100 Watt
- Sound level 52 db (A) at 1 m distance
- Max. vacuum 2.300 Pa
- Max. extraction rate 140 m³/h
- Max. capacity 2 work places
- Switchable between 120 V / 230 V



consists of:

WFE 2X Fume Extraction Unit 100-240 V / 50/60 Hz  
Compact filter (HEPA filter H13, wide band gas filter (50% active carbon / 50% Puratex))

Optional:

Pre-filter (housing, connections, filter F8)

Order No. **005 87 627 57**

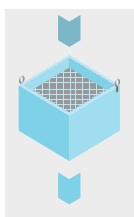
**NEW**



### ESD microscope extraction arm

Order No.	Model	Description
005 36 580 99	WF 32	<b>ESD microscope extraction arm, ø 32 mm</b>

- Extraction arm for sloped and funnel nozzles
- Highly flexible
- For applications where accessibility and space is a concern, such as microscope and fine soldering work
- ESD safe.
- Minimal space required
- Optimized extraction power
- Small size saves workspace area.
- Specially designed extraction nozzle



HEPA filter H13 and wide band gas filter

### Spare parts for WFE 2X

Order No.	Description
005 36 590 99	Replacement compact filter consists of: HEPA filter H13, wide band gas filter (50% active carbon, 50% Puratex)
005 36 591 99	Hanging deviar
005 36 592 99	Trolley with wheels
005 36 593 99	Remote control
005 87 627 57	Pre-filterbox WFE 2X
005 87 627 58	Fine Dust Pocket Filter F7 for prefilterbox (5 pcs.)

### WFE 2X KIT

Order No.	Description
005 36 587 99	<b>Portable fume extraction unit 100-240V for volume extraction with extraction arm for one workplace</b>

consists of:

005 36 588 99	WFE 2X Fume extraction unit 100-240V / 50/60 Hz
005 36 579 99	KIT 1 WF 60 Sloped stativ extraction arm for volume extraction
	consists of:
005 36 598 99	Stativ extraction arm without valve
005 36 575 99	Bench mounting bracket
005 36 576 99	Extraction hose
005 36 577 99	Sloped nozzle





# Fume Extraction

## Volume Extraction Units + Accessory



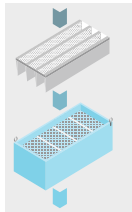
Order No.	Model	Description
005 36 586 99	WFE 8S	<b>Mobile fume extraction unit 230 V / 50 Hz for volume extraction with built-in pre-filter for solder machines</b>

- Electronically controlled
- 3 Operating modes
- LED display for filter condition indication
- Interface RS 232 for optional remote control
- Dimensions 402 x 796 x 1016 mm (L x W x H)
- Weight 21 kg
- Power input 450 VA
- Sound level 55 db (A) at 1 m distance
- Max. vacuum 2.800 Pa
- Max. extraction rate 615 m<sup>3</sup>/h
- Max. capacity 8 work places

consists of:

Fume extraction unit 230 V / 50 Hz  
 Compact filter (HEPA filter H13, wide band gas filter)  
 (50% active carbon / 50% Puratex)  
 Fine dust filter F7

### Spare parts for WFE 8S



Pocketfilter F7

HEPA filter H13 and  
 wide band gas filter

Order No.	Description
005 36 594 99	Fine dust Pocketfilter F7
005 36 595 99	Compact filter (HEPA filter H13, wide band gas filter) (50% active carbon / 50% Puratex)

# Fume Extraction

## Volume Extraction Units + Accessory

### Accessory for Volume Extraction

Order No.	Model	Description
005 87 358 47		<b>Hose connection 50</b> for WFE 2S and WFE 4S, e.g. for the direct connection of accessories by means of 50 mm (1.96 in) extraction hose. Plastic, black.
005 87 627 67		<b>Hose connection 60</b> for WFE 2S and WFE 4S, e.g. for the direct connection of accessories by means of 60 mm ( in) extraction hose. Plastic, black.
005 87 358 32		<b>Hose connection 75</b> for WFE 2S and WFE 4S, e.g. for connection to a stand alone system by means 75 mm (2.95 in) pipe or 75 mm (2.95 in) extraction hose. Plastic, black.
005 87 358 48		<b>Hose connection 50, 90°</b> for WFE 2S and WFE 4S, e.g. for the direct connection of accessories by means of 50 mm (1.96 in) extraction hose. Plastic, black.
005 87 358 33		<b>Hose connection 75, 90°</b> for WFE 2S and WFE 4S, e.g. for connection to a stand alone system by means of 75 mm (2.95 in) pipe or 75 mm (2.95 in) extraction hose. Plastic, black.
005 87 353 13		<b>Extraction hose 75</b> , ø 75 mm (2.95 in), for connection to pipe system 75. Sold by metre. Plastic, grey/black, flexible.
005 36 576 99		<b>Extraction hose 60</b> , ø 60 mm (2.36 in), 3 m (118.11 in). Plastic, grey/black, flexible.
005 87 627 56		<b>Extraction hose 60</b> , 5 m
005 87 354 27		<b>Extraction hose 60</b> , 1 m
005 87 627 55		<b>Hose extention adapter</b> , ø 60 mm
005 87 627 53		<b>50/60 Hoseadapter</b> for Extraction hose > 60 mm. to connect to ø 50 mm tubes or unit connector
005 87 358 79		<b>Hose clamp 50 – 70 mm</b> , (1.96 - 2.75 in), 2 units, for securing extraction hose 50.
005 87 358 31		<b>Hose clamp 70 – 90 mm</b> , (2.75 - 3.54 in), 2 units, for securing extraction hose 75.
005 36 578 99		<b>Flexible extraction arm</b> , 60 mm (2.36 in) diameter, for sloped and funnel nozzles. Maximum length 1 m (39.37 in), ESD safe.
005 36 577 99		<b>WF 60</b> sloped nozzle for flexible and stativ extraction arm.

Installation options see page 170/171

# Fume Extraction

## Volume Extraction Units + Accessory

### Accessory for Volume Extraction

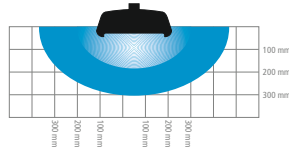


**Order No.**  
005 36 573 99

**Model**

**Description**

**WF funnel nozzle 60**, for flexible and stativ extraction arm, B: 230 mm, H: 100 mm.



**005 87 358 45**

**Exhaust hood**, 200 x 100 mm (7.87 x 3.93 in), recommended for use with hot air soldering operations uses extraction hose 60.



**005 36 380 99**

**WFDD 50** Extraction plate with 1 m (39.37 in) flexible hose, 300 x 210 mm (11.81 x 8.26 in), for adhesive and solvent fume extraction. ESD safe.



**005 36 598 99**

**Stativ extraction arm**, 60 mm diameter, flexible extraction arm. ESD safe.



**005 36 574 99**

**WFV 60 Stop valve**. Table connector for 60 mm (2.36 in) flex arm and extraction tube including air flow valve.



**005 36 575 99**

**Bench mounting bracket**. Maximum width of clamp 80 mm (3.93 in). 100 mm (3.93 in) diameter. Metal.



**005 87 627 50**

**40 Adapter** for extraction arm 60 mm for use with WFFMP 50.



**005 87 627 66**

**T piece 60 mm** for connection to fume extraction or at WFV 60 stop valve.

Installation options see page 170/171

# Fume Extraction

## Accessory for Tip and Volume Extraction

### Pipe System 50 Tip Extraction

Tip extraction systems demand a high value and constant level of vacuum across the installation, the volume of air extracted is of lesser importance. To achieve this it is necessary to use a pipe system with relatively small diameter. The Weller pipe system 50 allows extraction installations of up to 200 m when used with the WFE 20D unit in a stand alone system. The pipe sections are designed to stick together and have internal sealing bushes. In a central system, the FE irons are connected directly to the fume extraction units.

\*PEHD = Polyethylen high density

Order No.	Description
005 36 323 99	Pipe 2 m, with seal at one end, plastic, PEHD black
005 36 322 99	Right angle pipe, 90°, 0,2 m, with seal at one end, plastic, PEHD black
005 36 344 99	T-piece, 2 x 90°, 0,5 m, with 3 seals, plastic, PEHD black
005 36 321 99	Branch, 2 x 45°, 0,3 m, with 2 seals, plastic, PEHD black
005 36 319 99	Double socket, plastic, PEHD black
005 36 324 99	End seal, plastic, transparent
005 36 329 99	Pipe clamps, plastic, grey

# Fume Extraction

## Accessory for Tip and Volume Extraction

### Pipe System 75 Volume Extraction

Volume extraction systems require a large volume of air to be extracted and the level of vacuum is of lesser importance. This means that a relatively large diameter pipe system is required. If the pipe diameter was too small the flow resistance would increase and extraction capacity reduced. The pipe system 75 allows installations up to 30 m with the WFE 4S used in a stand alone system. The pipe sections are designed to stick together and have internal sealing bushes. \*PEHD = Polyethylen high density, PE = Polyethylen

### Pipe System 75



Order No.	Description
005 87 358 70	Pipe 2 m, with seal at one end, plastic, PEHD black
005 87 358 69	Right angle pipe, 90°, 0,2 m, with seal at one end, plastic, PEHD black
005 87 358 71	T-piece, 2 x 90°, 0,5 m, with 3 seals, plastic, PEHD black
005 87 358 55	End seal, PE, transparent
005 87 358 64	Pipe clamps, PE, grey
005 87 358 63	Adapter PEHD pipe system 75 to pipe system 50, with 2 seals
005 87 358 56	Adapter PEHD pipe system 75 to pipe system 50, without seals

### Exhaust Accessories for Blow Waste Air Out of Building

Order No.	Description
005 87 359 20	Exhaust adapter of pipe 100 to fume extraction unit WFE 20D
005 87 358 40	Exhaust adapter of pipe 100 to fume extraction unit WFE 4S
005 87 359 15	Exhaust adapter of pipe 75 to fume extraction unit WFE 2S

### Remote Control

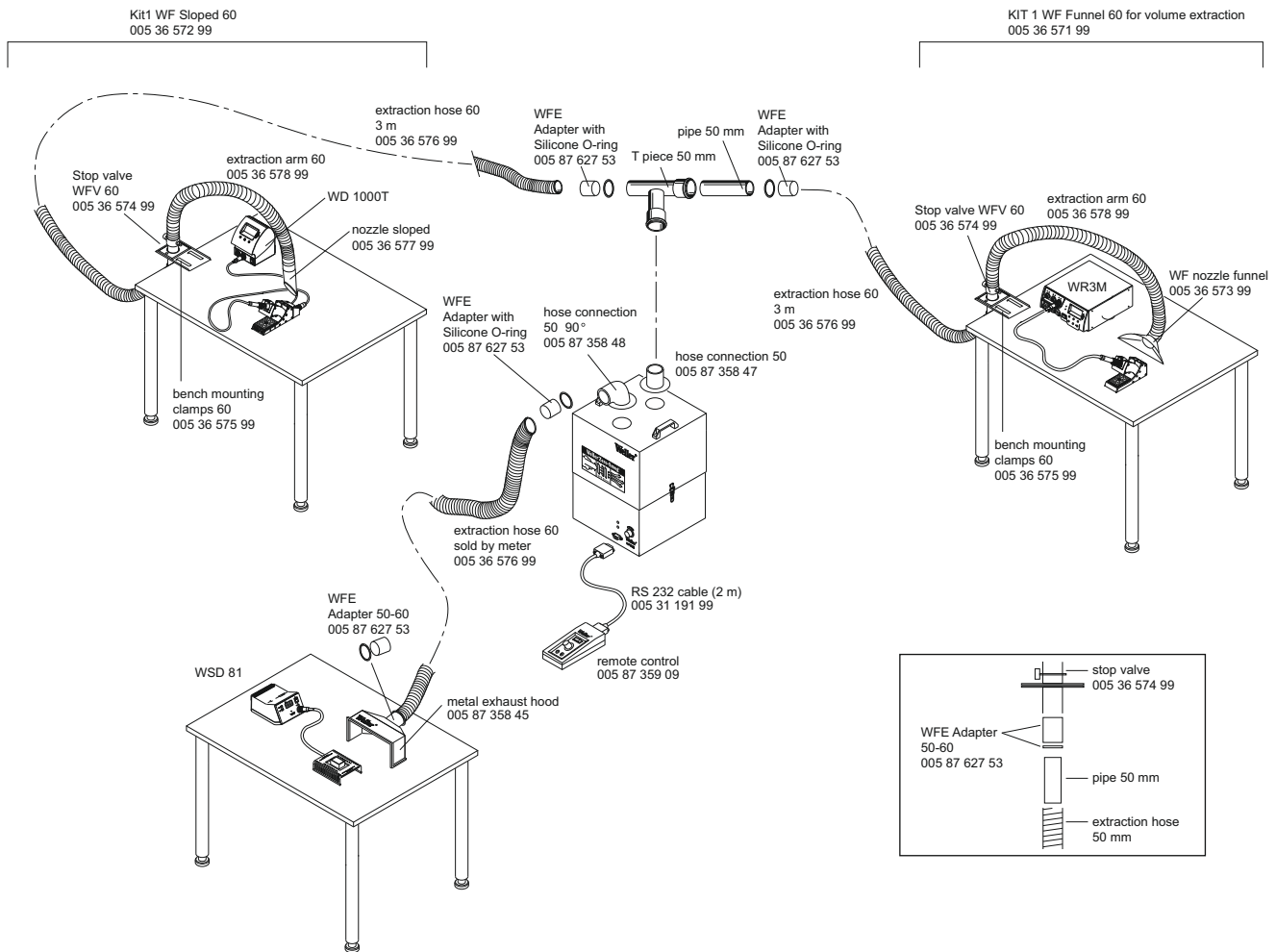


Order No.	Description
005 87 359 09	Remote control for fume extraction units WFE 20D, WFE 2S, WFE 2CS, WFE 4S and WFE 8S. Switching unit on/off, speed setting (only WFE 2S / WFE 4S), filter status display.
005 31 191 99	Interface cable RS 232, 2 m (78.74 in) for remote control or monitoring by PC (type 1:1).
005 36 593 99	Remote control for fume extraction unit WFE 2X with 2 m (78.74 in) cable

# Installation Options

## Installation option for a central system with WFE 2S

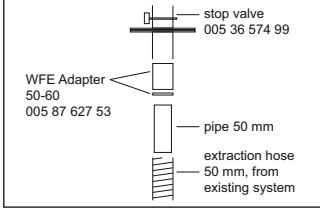
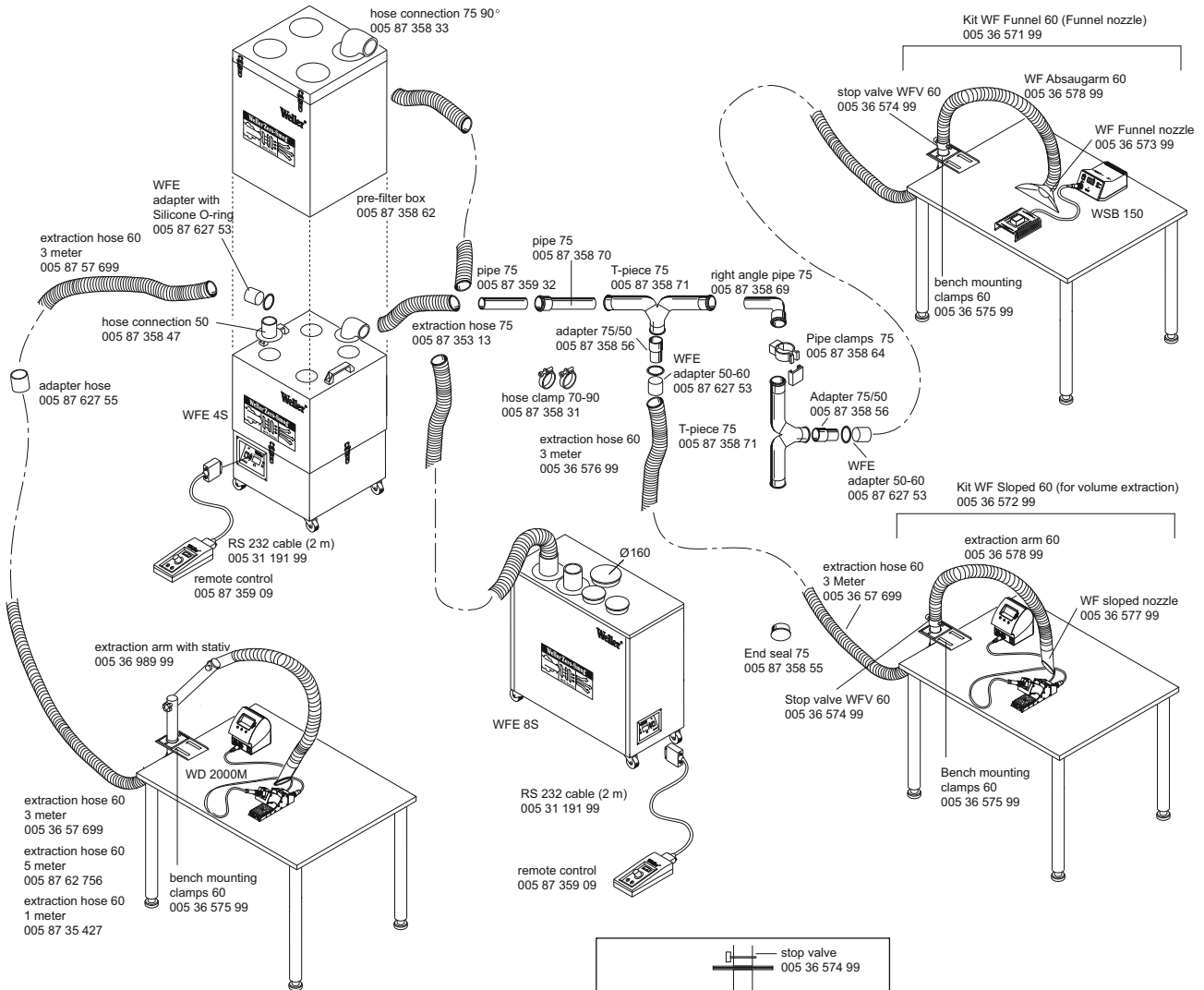
Total pipe length 15 m (590.55 in)



# Installation Options

Installation option for a central and stand alone system with WFE 4S

Total pipe length 30 m (1181.10 in)



# Accessory







## Risk Reduce of Thermal Damage

### WHP 3000

- Infrared Heating plate, total heated area 120 mm x 190 mm with 3 ceramic elements.
- The plate is used to preheat the circuit board under repair, to reduce the possibility of thermal damage.
- Set temperatures and actual temperatures are digitally displayed.
- An external sensor can be connected to display actual temperatures at specific areas of the circuit under repair.
- The hot plate can be controlled from its own internal control system or integrated into the control system of the WHA 3000P/V.
- When used with the WHA 3000P/V the hot plate sits beneath the WBHS board holder.

# Accessory

## Temperature Measuring and Calibration

### WCB 2 Measuring and Calibration Box

The WCB 2 is an external input unit for programming additional functions. It works with every digital Weller station. The setting is fast and easy. Battery powered supply makes the box independent from any mains and easy to transport. The WCB 2 has an PC interface (RS 232) and an integrated temperature gauge for thermo couple type K (accessory). The functions are:

- OFFSET: correction value for soldering tip temperature
- SETBACK: Reduction of the set temperature after a specified period of time
- LOCK: locking the set temperature
- °C / °F: switching temperature display °C / °F
- WINDOW: setting a set value window. If the actual temperature is within the set value window a potential-free contact is activated
- Temperature measuring tips are available for each soldering iron



Order No.	Model	Description
005 31 180 99	WCB 2	Calibration unit
consists of:		
		Calibration box Battery 4 x 1,5 V
Accessories:		
005 31 184 99		Network adapter 230 V, 50 Hz
005 31 190 99		Thermoelement type K, Ø 0,5 mm
005 31 191 99		Interface Cable RS 232

# Accessory

## Temperature Measuring and Calibration



### WTT 1 Temperature Measuring Unit

The WTT 1 digital temperature measuring system has been specially designed for measuring the temperature of soldering iron tips. The probe has a double sensor system and an own internal heat source. The measured temperature is fed to a control system that records the flow of heat in the probe and stabilises it with the aid of the internal heat source. This design ensures that no heat is drawn by the probe from the object to be measured. Erroneous measurements due to the large thermal load of the probe are thus prevented. The measured temperature is indicated on a three-digit LED display to a resolution of 1°C. A red dot in the display is used to indicate the measured value and simplifies the reading of the measured temperature. An adjustable preheat temperature ensures a rapid response even at high temperatures. Different methods of equipotential bonding and the ESD appropriate design of the control unit and probe supplement the quality of this measuring unit.

Order No.	Model	Description
005 31 246 99	WTT 1	<b>Temperature measuring system</b> <ul style="list-style-type: none"> <li>• Temperature range 50°C–500°C</li> <li>• Tolerance ±5°C</li> <li>• Dimensions 166 x 115 x 101 mm (L x W x H)</li> </ul>

consists of:

005 29 109 99	Power unit
	Probe for WTT 1

### Temperature Measuring System



Order No.	Model	Description
005 13 832 99		<b>Temperature Measuring System</b> Measuring Adapter with K2 Thermoelement to measure soldering tip temperature. For connection to unit WCB 2 or all other temperature measuring instruments with K2 sensor port.

# Accessory

## Heating Plates

### Heating Plates

Heating plates are used to preheat circuit boards under repair to reduce the possibility of thermal damages and to reduce the heat requirement of the soldering tool for speeding up the repair process.



Order No.	Model	Description
005 27 028 99	WHP 80	<b>Heating plate 80 W, 24 V, 80 x 50 mm</b> <ul style="list-style-type: none"><li>• for use with all Weller 80 W soldering stations</li><li>• Heating surface 80 x 50 mm</li><li>• Size housing 150 x 120 x 65 mm (L x W x H)</li><li>• Temperature range 50°C–200°C</li><li>• ESD safe</li></ul>



Order No.	Model	Description
005 33 648 99	WHP 1000	<b>Heating plate 1000 W, 230 V, 220 x 150 mm</b> <ul style="list-style-type: none"><li>• Digital display for set and read temperature</li><li>• for direct contact</li><li>• Heating surface 220 x 150 mm (heat)</li><li>• Element Type K (accessory) connectable</li><li>• RS 232 Interface e.g. for connection to Weller hot air stations WHA 3000</li><li>• Temperature range 50°C–300°C</li><li>• ESD safe</li></ul>



Order No.	Model	Description
005 33 716 99	WHP 200	<b>Infrared Heating plate 200 W / 230 V, 120 x 60 mm with easy fix board holder</b> <ul style="list-style-type: none"><li>• Digital display for set and read temperature</li><li>• Electronic temperature control</li><li>• 1 High temperature ceramic elements for fast and efficient heat up</li><li>• Heating surface 120 x 60 mm</li><li>• Temperature range 50°C–400°C</li><li>• ESD safe</li><li>• 2 easy fix board holder</li></ul>

# Accessory

## Heating Plates



Order No.	Model	Description
005 33 386 99	WHP 3000	<b>Infrared Heating plate 600 W / 230 V, 120 x 190 mm with easy fix board holder</b> <ul style="list-style-type: none"> <li>• Digital display for set and read temperature</li> <li>• Electronic temperature control</li> <li>• 3 High temperature ceramic elements for fast and efficient heat up</li> <li>• Two heated zones can be selected</li> <li>• Element Type K (accessory) connectable</li> <li>• RS 232 Interface e.g. for connection to Weller hot air stations WHA 3000</li> <li>• Heating surface 120 x 190 mm</li> <li>• Temperature range 50°C–400°C</li> <li>• ESD safe</li> <li>• easy fix board holder (as WHP 200 page 176)</li> </ul>

**NEW**  
with easy fix board holder



Order No.	Model	Description
005 33 646 99	WHP 3000	<b>Infrared Heating plate 1200 W, 230 V, 190 x 245 mm with easy fix board holder</b> same as WHP 3000, but with heatable surface 190 x 245 mm
005 31 191 99		Accessory: Interface Cable RS 232
005 31 190 99		Thermoelement Type K 0,5 mm
005 33 165 99	WBHS	PC board holder with pivoting stand
005 33 164 99	WBH	PC board holder without stand

**NEW**

Accessory:

005 31 191 99

005 31 190 99

005 33 165 99

005 33 164 99

Order No.	Model	Description
005 13 835 99		<b>USB Microscope with digital camera and adjustable work stand</b>
	<b>consists of:</b>	<ul style="list-style-type: none"> <li>• Microscope with digital camera and USB interface</li> <li>• Adjustable work stand</li> <li>• Application software</li> </ul>
		<ul style="list-style-type: none"> <li>• Resolution: 1280 x 1024 MP</li> <li>• Interface: USB 2.0</li> <li>• Magnification: 20X – 90X</li> <li>• Sensor: 1/3" Color CMOS</li> <li>• Video frame rate: up to 30 Fps</li> <li>• Illumination: 8 build-in Hightech LEDs</li> <li>• LED on/off controlled by software</li> <li>• Save file format: BMP, JPG, AVI</li> <li>• Dimensions: 100 mm (L) x 32 mm (D)</li> <li>• Cable length: approx. 1,8 m</li> </ul>
005 13 834 99		work stand
005 13 838 99		USB Handmicroscope with polarization filter for reflection free work
005 13 839 99		Kit with workstand



005 13 834 99

005 13 838 99

005 13 839 99

# Accessory

## PCB Board Holders

### PCB Board Holders

For retaining and securing the circuit boards under repair.



Order No.	Model	Description
005 15 026 99	ESF 120ESD	<b>PCB board holder</b> <ul style="list-style-type: none"> <li>• Max. size 160 x 235 mm</li> <li>• Rotates through 360° in increments of 15°</li> <li>• Spring clamp</li> <li>• Cushioned arm for component fixing</li> <li>• ESD safe</li> </ul>



Order No.	Model	Description
005 33 167 99	WBH2	<b>Board holder without stand</b> <ul style="list-style-type: none"> <li>• L x W x H mm = 420 x 330 x 80</li> <li>• max. size: 265 mm</li> </ul>



Order No.	Model	Description
005 33 165 99	WBHS	<b>PCB board holder with stand for WHA 3000P + WHA 3000V</b> <ul style="list-style-type: none"> <li>• Max. size 310 x 320 mm</li> <li>• Board positioning in X and Y directions</li> <li>• For single and doublesided boards</li> <li>• Stand to mount hot air pencil HAP 3000</li> <li>• Heating plate WHP 3000 could be fitted under the board holder</li> </ul>

005 33 166 99		<b>Stand of WBHS</b>
---------------	--	----------------------




Order No.	Model	Description
005 33 164 99	WBH	<b>PCB board holder without stand</b> <ul style="list-style-type: none"> <li>• Same as WBHS, but without stand</li> </ul>

### Accessory for WBHS + WBH + WQB



Order No.	Description
005 87 548 73	Adjustable circuit boarder stop



005 87 557 45	Support for large dimensioned circuit boards
---------------	--



005 87 557 41	Downholder for circuit boards
---------------	-------------------------------



005 87 549 24	Clamping set for irregular shaped circuit boards (e.g. mobile phones, video/digital camera boards, etc.)
---------------	--

# Accessory

## Soldering Bathes



### Soldering Bathes

Rework preparation tool e.g. for tin coating of wire ends and cleaning of leads and wires from excess and dirt.

**All soldering baths are suitable for leadfree solder.**



Order No.	Model	Description
005 61 093 99	W 101H	<b>Miniature soldering bath 100 W, 230 V</b> <ul style="list-style-type: none"> <li>• Miniature soldering bath with horizontal stand</li> <li>• Inside Ø 17,4 mm, depth 22 mm</li> <li>• All are suitable for lead free solder</li> <li>• Temperature 330°C</li> <li>• Magnastat temperature control</li> <li>• Different temperatures available (accessory)</li> </ul>
consists of:		Soldering bath with 330°C insert Horizontal stand
Accessory:		
005 11 706 99		Insert for temperature 285°C
005 11 707 99		Insert for temperature 330°C
005 11 708 99		Insert for temperature 380°C
005 11 709 99		Insert for temperature 450°C



Order No.	Model	Description
005 27 040 99	WSB 80	<b>Soldering bath 80 W, 24 V</b> <ul style="list-style-type: none"> <li>• Connectable to all Weller 80 W digital stations</li> <li>• V2A tray to guard against dripping solder residue</li> <li>• Size housing: 150 x 120 x 65 mm (L x W x H)</li> <li>• Size bath: Inside Ø 20 mm, depth 25 mm</li> <li>• Suitable for lead free solder</li> <li>• Temperature range 50°C–450°C</li> <li>• Heat-up time ~7 min (50°C–350°C)</li> </ul>



Order No.	Model	Description
005 27 042 99	WSB 150	<b>Soldering bath 150 W, 24 V</b> <ul style="list-style-type: none"> <li>• Connectable to all Weller 150 W digital stations</li> <li>• V2A tray to guard against dripping solder residue</li> <li>• Size housing: 150 x 120 x 65 mm (L x W x H)</li> <li>• Size bath: 58 x 33 x 19 mm (L x W x H)</li> <li>• Suitable for lead free solder</li> <li>• Temperature range 50°C–450°C</li> <li>• Warm-up time ~11 min (50°C–350°C)</li> </ul>

# Accessory

## Miscellaneous

### Stripping Tools



Order No.	Model	Description
005 25 032 99	WST 82 KIT1	<b>Thermal stripping tool 80 W, 24 V, for more heat consumption</b> The WST 82 temperature controlled thermal stripping tool is suitable to all 80 W Weller stations. It strips off thermoplastic insulation materials by using precisely shaped stripping blades. The stripping length is adjustable up to 30 mm. Optimal temperature control via power unit (accessory)

consists of:

- 005 87 250 34
- 005 87 257 42
- 005 87 257 26

- Wire stripping tool WST 82
- Brush
- Cutting knife set
- Knife set AWG 12, 16, 24
- Safety rest



Order No.	Model	Description
005 25 031 99	WST 82 KIT2	<b>Thermal stripping tool 80 W, 24 V, with flexcord for wider operation range</b> The WST 82 temperature controlled thermal stripping tool is suitable to all digital Weller stations with minimum 80 W. It strips off thermoplastic insulation materials by using precisely shaped stripping blades. The stripping length is adjustable up to 30 mm. Optimal temperature control via power unit (accessory). Flex cord for 1,5–3,5 m working distance

consists of:

- 005 87 250 34
- 005 87 257 36

- Wire stripping tool WST 82 with flexcord
- Brush
- V Knife set 4,25 mm x 2 mm
- Safety rest

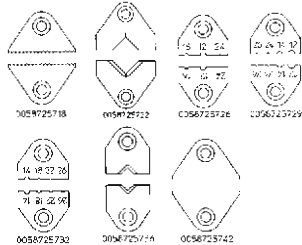


Accessories:

- 005 87 257 22
- 005 87 257 26
- 005 87 257 29
- 005 87 257 32
- 005 87 257 36
- 005 87 257 42

### WST 82

- Universal knife set 9 mm x 2 mm
- Knife set AWG 12, 16, 24 (2,0, 1,3, 0,51 mm)
- Knife set AWG 12, 14, 24, 26 (2,0, 1,6, 0,51, 0,4 mm)
- Knife set AWG 14, 18, 22, 26 (1,6, 1,02, 0,64, 0,4 mm)
- V Knife set 4,25 mm x 2 mm
- Cutting knife set, width 23 mm





# Accessory

## Miscellaneous

### Desoldering Pumps

With the hand-held desoldering pumps a vacuum is produced by means of a piston, cylinder and spring force. The piston is tensioned manually and secured automatically. The piston is moved back suddenly by pressing the release button and a vacuum is created briefly so that the soldered joint is freed of liquid solder.



Order No.	Model	Description
<b>SA21A</b>	<b>SA 21A</b>	<b>Manual desoldering pump</b> <ul style="list-style-type: none"> <li>• Length 200 mm</li> <li>• Metal housing</li> <li>• antistatic</li> </ul>
Accessory: SA21A1	SA 21A1	Desoldering tip antistatic for SA 21A



Order No.	Model	Description
<b>PS100A</b>	<b>PS 100A</b>	<b>Manual desoldering pump</b> <ul style="list-style-type: none"> <li>• Length 150 mm</li> <li>• Strong vacuum, minimal rebound</li> <li>• Metal housing</li> <li>• antistatic (with tip PS 1001A)</li> </ul>
Accessory: PS1001A	PS 1001A	Desoldering tip antistatic for PS 100A



Order No.	Model	Description
<b>PS200A</b>	<b>PS 200A</b>	<b>Manual desoldering pump</b> <ul style="list-style-type: none"> <li>• Length 200 mm</li> <li>• Strong vacuum, minimal rebound</li> <li>• Metal housing</li> <li>• antistatic (with tip PS2001A)</li> </ul>
Accessories: PS2001A	PS 2001A	Desoldering tip antistatic for PS 200A

### Vacuum Pen

For easy pick and place of delicate SMD components. The vacuum pen avoids stress and damages to the leads. The versatile compact sized pen is independent from compressed air or batteries.



Order No.	Model	Description
<b>WLSK200</b>	<b>WLSK 200</b>	<b>Vacuum pen</b>
Accessories:		
WLSK200T18	WLSKT 18	Replacement with tip, rubber 3,2 mm
WLSK200T38	WLSKT 38	Replacement with tip, rubber 9,5 mm
KDS260S	KDS 260S	Replacement rubber 3,2 mm
KDS260M	KDS 260M	Replacement rubber 6,4 mm
KDS260L	KDS 260L	Replacement rubber 9,5 mm

# Accessory

## Miscellaneous

### Solder Dispenser



Order No.	Model	Description
005 13 017 99	SD 1000	<b>Solder dispenser</b> <ul style="list-style-type: none"><li>• for coils up to 1000 g</li><li>• for use of coil up to:<ul style="list-style-type: none"><li>length 95 mm, core <math>\varnothing &gt; 17</math> mm</li><li>length 84 mm, core <math>\varnothing &lt; 12</math> mm</li></ul></li></ul>



Order No.	Model	Description
005 13 013 99	ABW 2	<b>Extension for additional reel</b> <ul style="list-style-type: none"><li>• to be fixed on SD 1000</li><li>• for coils up to 1000 g</li><li>• for use of coil up to:<ul style="list-style-type: none"><li>length 95 mm, core <math>\varnothing &gt; 17</math> mm</li><li>length 70 mm, core <math>\varnothing &lt; 12</math> mm</li><li>length 84 mm, core <math>\varnothing &lt; 12</math> mm</li></ul></li></ul>

### WELLER WDC – Dry Cleaner

#### The solution for cleaning from lead free solder!

When using lead free it will be experienced an increased oxidation in the wettable area of the tip. These oxides must be removed regularly otherwise it will make the tip completely unwettable and not usable anymore. When cleaning the tip by means of the Weller WDC Dry Cleaner a special brass wool is used. First the surplus solder is removed by tapping the tip on the soft edge of the collector box. The final cleaning is then done by pushing and turning the tip in the brass wool. After cleaning there is still a fine rest of solder on the tip avoiding fast oxidation of the iron layer which is an advantage versus the cleaning by the wet sponge. The brass wool can be soaked in flux which may improve even the performance.



Order No.	Model	Description
005 15 124 99	WDC	<b>Weller WDC dry cleaner, antistatic</b>
Accessory:		
005 13 840 99		Brass wool WDC replacement (2 pieces)

# Accessory

## Miscellaneous



Order No.	Model	Description
005 15 125 99	WDC 2	WDC 2 Dry Cleaner for WDH safety rests

Accessory:  
005 13 825 99 Brass wool WDC replacement (2 pieces)



Order No.	Description
005 13 827 99	Stainless steel brush (3 pieces)

### Polishing Bar



Order No.	Description
WPB1	Grindstone for removal of compact oxid films Cleaning only possible in cold state of the soldering tip.



Order No.	Description
005 13 031 99	Tip Activator The Weller Tip Activator for regeneration of oxidized tips works fast and easy with low temperature. The Tip Activator is environmentally safe and contains no halides, lead, rosin or residue. Regular use will prolong the life time of the tips. 27 g. Packaging unit 6 pcs.



Order No.	Description
005 15 127 99	Cleaning Kit WDC2 Tip Activator/Stainless steel brush

Order No.	Description
005 15 126 99	Cleaning Kit WDC/WPB1/TIP Activator/ Stainless steel brush

# Accessory

## Miscellaneous



Order No.	Description
	<b>Desoldering Wires</b>
	The desoldering wire consists of a copper net with flux F-SW32. The special surface treatment allows efficient solder removal.
005 13 010 99	Desoldering wire 1,6 m coil, width 1,5 mm
005 13 011 99	Desoldering wire 1,6 m coil, width 2 mm
005 13 012 99	Desoldering wire 1,6 m coil, width 2,5 mm
005 13 028 99	Desoldering wire 15 m coil, width 2,5 mm
005 13 026 99	Desoldering wire 30 m coil, width 1,5 mm
005 13 027 99	Desoldering wire 30 m coil, width 2 mm



Order No.	Description
005 13 831 99	<b>Flux Set</b>
	Liquid flux, 100 ml, type 1.1.3.A (F-SW32), EN29 454. Remaining flux is not corrosive.

**NEW**



Order No.	Description
005 13 837 99	<b>BM 5000 Flux</b>
	Liquid RMA flux with brush, 15 ml



Order No.	Description
SM15748BK	<b>Spot-Mask</b>
	The Spot-Mask is a material to protect connectors of PCBs from tinning during the reflow process. For manual rework the Spot-Mask is easily applied and removed. Mechanical fixture after 6 min, hardened after 2–3 hours by 20°C, 1 hour by 95°C. Stockable 12 months. Suitable for lead free applications.

### Extension Cords for Soldering Irons



Order No.	Description
005 32 099 99	Extension cord 3-wire, 4 m for TCP S, T 3001
005 25 098 99	Extension cord 5-wire, 4 m, up to 50 W, for LR 21, MLR 21, WTA 50
005 26 098 99	Extension cord 7-wire, 3 m, up to 80 W, for WMP, WSP 80, LR 82

# Accessory

## Safety Rests

**Safety rests for all Weller soldering and desoldering tools, complete with sponge.**  
See survey "Safety Rests" on page 66



Order No.	Model	Description
005 15 010 99	AK 1	Safety rest for DS 80 (+ UNC), DSX 80 desoldering iron, LR 21, LR 82 soldering iron, HAP 1 hot air pencil, W 61, W 101 and WSP 150 with soldering smoke exhaust



005 15 045 99	AK 10	Safety rest without sponge for HAP 2 (WHA 2000), HAP 3 (WHA 700)
---------------	-------	--



005 15 004 99	KH 4	Safety rest for W 61 soldering iron with straight tip
005 15 006 99	KH 6	Safety rest for W 101 soldering iron with straight tip



005 15 019 99	KH 15	Safety rest for MLR 21 soldering iron
---------------	-------	---------------------------------------



005 22 419 99		Surrogate sponges (5 pcs.)
---------------	--	----------------------------

**NEW**



T005 13 840 99		Brass cleaning wool for WDC (2 pieces)
T005 13 841 99		Brass cleaning wool WDC 2 (2 pieces)

- No-clean flux
- Minimizes tip erosion
- Flux share: 3.5 %
- Doubles soldering tips life
- Fast wetting, even on difficult surfaces
- Optimized flux for less solder splashes

### WSW Lead-free solder wire for longer tip lifetime

Soldering wire with integrated flux core

- Superior wetting properties
- Cost reduction due to reduction in tip change frequency
- Not flux soaked - no process pollution
- Reduced spring effect - less solder splashes
- Reduction of service costs for removing of oxidised layers
- Prolonged soldering tip lifetime

**NEW**



Order No.	Model	Description
T005 13 842 99	WSW	Soldering wire $\varnothing$ 0.5 mm; 250 g
T005 13 843 99	WSW	Soldering wire $\varnothing$ 0.8 mm; 250 g
T005 13 845 99	WSW	Soldering wire $\varnothing$ 1.0 mm; 250 g

# Spare Parts

Order No.	Description
0051011299	HE-1 HEATING ELEMENT FOR TCP-50 3-W
0051011399	HEATING ELEMENT FOR TCP-12
0051011999	HEATING ELEMENT FOR TCP-FE
0051012199	HEATING ELEMENT FE 50M
0051012299	HEATING ELEMENT F.TCP42 42V/45W DC
0051020199	SWITCH FOR TCP
0051020399	SCREW FOR HANDLE (10)
0051031199	BARREL FOR TCP
0051042499	SILICON-CORD 1,5M 2-WIRE
0051042599	SILICON-CORD 3 M FOR TCP-12
0051042601	SILICONE CORD 3-WIRE
0051042699	SILICONE CORD 3-WIRE 2M
0051042801	2-WIRE CORD SS-F 2X0,50 50M
0051042899	SILICON-CORD 2-WIRE 2M
0051052099	STRAIN RELIEF (5)
0051066099	CAPACITOR (5)
0051130099	SWITCH FOR W60/W61 (SW4)
0051130172	SWITCH W101W HABASIT
0051130199	SWITCH ASSEMBLY FOR W100/W101
0051130299	SW3 SWITCH ASSEMBLY FOR W200/W201
0051134299	TIP NUT FOR W60/61 (5)
0051134399	TIP NUT FOR W100/101 (3)
0051134499	TIP NUT FOR W200/201 (2)
0051162299	SPRING (10)
0051163299	NYLON-SCREW M6X10 (10)
0051170699	SOLDER BATH FOR 285°C
0051170799	SOLDER BATH FOR 330 TEMP.
0051170899	SOLDER BATH FOR 380°C
0051170999	SOLDER BATH FOR 450 TEMP.
0051310699	RUBBER BALL FOR DS7
0051311199	MICRO-FINGERSWITCH
0051311899	DESOLDERING HEAD DS 80
0051312499	SERVICE SET DSX 80
0051313099	DESOLDERING HEAD DSX 80
0051344499	GASKET FOR FILTER (5)
0051350099	CLEANING TOOL COMPL. (DS205)
0051350199	SET OF CLEANING NEEDLES STAND.
0051350299	SET OF NEEDLES 1X1,9/3X0,9
0051350399	SET OF NEEDLES 1X1,9/3X0,5
0051350499	SET OF NEEDLES 1X1,9/3X1,4
0051360200	CAP FOR GLASSTUBE
0051360399	GASKETS F.GLASS TUBE (10)-(EX. SK1026)
0051360499	MINERAL FILTERS (10)
0051360599	GLASS-TUBE (4)
0051361099	SILICON TUBE 10M
0051361299	SILICON TUBE 10M
0051361399	SILENCER
0051361699	KAPTON STRAP F. GLASS-TUBE (5)
0051363199	CLIP (5)
0051370399	FUSE (10)
0051373799	FEET
0051381399	NUT FOR FILTER (3)
0051616099	RB-TS PYROPEN REFILL CAN 75ML

Order No.	Description
0051617099	71 02 PROTECTIVE CAP
0051617299	71 07U EJECTOR UNIT
0051617399	71 14 KNURLED NUT
0051617699	71 28 SHUTTER
0051617799	BURNER UNIT PP PIEZO 80-04U
0051617800	80 21U TANK UNIT PP PIEZO
0051617900	80 18 HOUSING, LOWER HALF PP-PIEZO
0051618000	80 19 HOUSING, UPPER HALF PP-PIEZO
0051619199	80 38U PIEZO UNIT PP PIEZO
0051619299	80 03 TIP HOUSING PP PIEZO
0051619399	80 14 KNURLED CAP NUT PP PIEZO
0051619599	EJECTOR PP PIEZO
0051619899	80 17U GAS VALVE UNIT PP PIEZO
0051621700	70 17U GAS VALVE UNIT
0051621800	70 18 HOUSING LOWER HALF
0051621900	70 19 HOUSING UPPER HALF
0051622700	71 17U GAS VALVE F. PYROPEN JR.
0051622800	71 18/71 19 HOUSING F. PYROPEN JR.
0051623300	70 23 SCREW F. HOUSING
0051623500	70 25 SPRING FOR OPEN/CLOSE LEVER
0051623700	70 27U SHUTTER LEVER
0051625000	71 35 HOUSING RING
0051625100	71 36 SPRING
0051625200	71 21 UA TANK KPL. PYROPEN JR. BLUE
0051628099	70 22 VALVE FOR PYROPEN/5,5MM
0051628199	70 42 INCOMBUSTIBLE PART BAG
0051637499	90 04U BURNER UNIT PIEZO 2
0051637599	90 07U EJECTOR UNIT FOR PIEZO 2
0051637699	90 14 KNURLED CAP NUT
0051637899	90 18 HOUSING, LOWER HALF PIEZO 2
0051640100	CORDLESS COVER HOUSING
0051644399	60 01 01 SOLDERING TIP NEEDLE 1.0MM
0051644499	60 01 02 SOLDERING TIP CHISEL 2.4MM
0051644599	60 01 03 SOLDERING TIP SPADE 2.0MM
0051644699	60 01 04 SOLDERING TIP CHISEL 5.0MM
0051644799	60 01 52 HOTBLOW NOZZLE Ø 4.7MM
0051644899	60 07U EJECTOR UNIT
0051645099	60 02 PROTECTIVE CAP F. WP60
0052001499	SPONGE 57X37X20MM (5)
0052141399	FUSE 0,3A 5X20 (10)
0052141700	FUSE T800MA 5X20
0052161099	SWITCH
0052241901	SPONGE 70x55x16mm
0052241999	SPONGE 70x55x16MM (5)
0052411099	HEATING ELEMENT FOR WECPL/R21 24V/50W
0052411999	HEATING ELEMENT FOR ECP FE
0052412299	HEATING ELEMENT FE 50
0052509899	EXTENSION-CORD F.LR20 / 21 4M
0052511398	TRANSFORMER 230/24V
0052540799	FUME EXTRACTION TUBE F. FE
0052540999	CLEANING BRUSH F. FE-TUBE
0052541199	CORD CLIP F. FE-IRONS (5)
0052541399	SPRING 0,8 D18,6 L080 (3)

## Spare Parts

Order No.	Description	Order No.	Description
0052542599	SILICONCORD 5-W W. PLUG	0057003200	C/SET W/PLUG HAUP.12 1.6M
0052609899	EXTENSION CORD FOR IRON 80W 3M	0057004099	CORD H05VV-F, TYPE F
0052620199	HEATING ELEMENT FOR LR 82	0057004100	CORD H03VV-F
0052620299	BARREL LR 82	0057006202	CORD ANTISTATIC 5 WIRES
0052620399	CORD LR 82	0057006299	SILICONE CORD 5-WIRE ANTIST. (2M)
0052620499	HEATING ELEMENT FE 80	0058703862	PLUG ASM 3-PIN
0052641099	TEMPERATURE SENSOR	0058703863	PLUG ASM 6-PIN
0052670199	ICL ZERO VOLTAGE SWITCH	0058703864	SOCKET ASM 3-PIN
0052672199	PLUG	0058703865	SOCKET ASM 6-PIN
0052812199	WSF P5 SOLDERING IRON 24V/80W	0058703892	BASIC PLATE ANTISTAT.
0052812299	WSF P8 SOLDERING IRON 24V/80W	0058703893	KNOB COMPL. EC2002/WCEP
0053006099	SOLDERING IRON FOR MT1500	0058703898	HOUSING BOTTOM EC2002
0053209899	CORD FOR TCP S	0058703914	HOUSING COVER F.EC2002 AS
0053209999	EXTENSION CORD FOR TCP S 4M	0058703917	FUSE HOLDER
0053631099	EXPANDED METAL COND.FILTER	0058703919	HOUSING COVER WTCP S/WCEP 20
0053631199	PREFILTER WFE 35 (10)	0058703920	SWITCH E1
0053631299	SUBMICRON PART.AIR FILTER CL.S WFE35	0058703922	PLUG-ON CONNECTOR F. HOLDER (2)
0053631399	ACTIVATED CARBON FILTER WFE35	0058706713	BOUNDING METAL
0053631499	ACTIVATED CARBON FILTER WFE35	0058706782	KNOB BLACK (5)
0053633699	BELT ZEROSMOG 30	0058706783	SCREW CAP FOR DS 22/DS 80
0053633899	CONNECTION NIPPLE	0058706784	SILICONE CABLE WITH 6-POL. PLUG (SPARE)
0053633999	FILTER,FINE PARTICULATE AIR FILTER (10)	0058706785	SILICONE CABLE W.6/7-POLARITY PLUG
0053634099	SUBMICRON AIR FILTER	0058706792	BOUNDING CAP (5)
0053634199	ACTIVATED CARBON FILTER WFE10	0058706794	CLEANING TOOL DSX/DXV 80
0053634299	METAL CONDENSATION FILTER WFE 10	0058711006	CAP F. FILTER
0053634399	CONNECTOR DN17	0058711012	INSERT 6-POLE
0053635499	CARBON-FILTER WFE 10	0058711716	REP.SET PUMP VP
0053635599	PREFILTER WFE 10 EU 7 (10)	0058711718	FILTER CARTRIDGE,(4)
0053635999	PRE-FILTER WFE 10 EU 9 (10)	0058711719	FILTER CAP W. NOZZLE
0053641099	FILTER CARTRIDGE ZS 2/E	0058711720	SPRING (5)
0053641199	TOP-FILTER ZS 2/E	0058711722	FILTER HOUSING
0053642199	CONDENSATION FILTER (3) ZS 2/E	0058713798	SUCTION RUBBER CSF 10,0 DIA (10)
0053659099	COMPACT FILTER H13 FOR WFE 2X	0058713799	SUCTION RUBBER CSF 4,5 (10)
0053659599	COMPACT FILTER FOR WFE 8S	0058715029	FUSE 1.600A 5X20
0053738999	IR HEATING HTS 230V/250W	0058716013	STRAIN RELIEF
0055003899	FUNNEL FOR EP15/MLR20/KH15	0058716026	GUARD, CORD
0055004099	FUNNEL FOR KH2+KH20	0058716743	CORD,HANDLE,PLUG LR 21 ANTIST.
0055004200	FUNNEL	0058716747	HANDLE ANTIST.LR21/LR82
0055004300	FUNNEL FOR KH5/KH6	0058716748	HANDLE ANTIST. DS 22 / DS 80 / DSX 80
0055005099	FUNNEL SF/FE IRON	0058716751	EXTRACTION HOSE FOR FE
0056100199	W 61 J SOLDERING IRON 100V	0058716763	CONNECTING PLATE TCP/LR 21
0056112099	HEATING ELEMENT F.W201E 120V	0058716780	MOUNTING BOARD F. W61/W101
0056120699	HEATING ELEMENT W61 230V	0058716782	HANDLE SOLDERING IRON TCP-S/LR 21
0056121171	HEATING ELEMENT W101 230V HAB	0058716789	HANDLE COMPLETE UNPRINTED W201
0056121599	HEATING ELEMENT W 101H 230V	0058716791	FLANGE INSULATOR
0056121699	HEATING ELEMENT W101 230V	0058716792	STRAIN RELIEF
0056122699	HEATING ELEMENT W201 230V (HEW201)	0058716794	HANDLE FE SW ANTISTAT.
0056421699	HEATING ELEMENT SPI 16 230V	0058716795	STRAIN RELIEF Ø7.2MM (3)
0056422699	HEATING ELEMENT SPI 27 230V	0058716800	CORD FE 50M
0056423699	HEATING ELEMENT SPI 41 230V	0058719706	SPONGE MT1000D71500 SPARE
0056424699	HEATING ELEMENT SPI 81	0058720701	BARREL FOR MLR 20
0057002199	CORD H03VVH2-F 2X0.75 B 2050	0058720742	HEATING ELEMENT MLR 21
0057003099	CORD	0058720743	HANDLE MLR 21 COMPLETE

# Spare Parts

Order No.	Description
0058720744	CABLE MLR 21/MPR 30
0058720746	CABLE FE 25/FE 50/LR 21
0058720762	BARREL F.MLR 20
0058720776	STRAIN RELIEF W. PROFILE D5,8 (3)
0058720778	SUCTION TUBE F. MLR 21FE/WSP 80FE
0058720781	ET/LT ADAPTER W. BARREL
0058720785	PT5/LT ADAPTER W. BARREL
0058720786	PT6/LT ADAPTER W. BARREL
0058720787	PT7/LT ADAPTER W. BARREL
0058720788	PT8/LT ADAPTER W. BARREL
0058720789	PT9/LT ADAPTER W. BARREL
0058721043	FUSE 10.00A
0058721112	FUSE T5,0A
0058722116	TUBE 3,0X5,2 BLACK SI AS
0058722746	TUBE 3.0X1.1 AS
0058723053	S ZYL I6KT M 3X 8,0 Zn A2F
0058725004	SCHIEBER WIRE STRIPPER WST 20
0058725023	SPRING WST-20
0058725034	BRUSH
0058725036	S ZYL I6KT M 3X 4,0 ZN A2F
0058725710	KABEL KONF WST 20/82 1550
0058725721	TRIGGER WST-20
0058725736	KNIFE SET WST 82
0058725738	HEATING ELEMENT MOV. WST 20
0058725739	HEATING ELEMENT FIX WST 20
0058727827	QUICK CONNECTOR SOCKET
0058729008	SOFTPAD FOR ESF 120
0058731017	GASKET
0058731741	PLUG CONNECTION M5
0058731746	MAGNETIC VALVE
0058732747	HEATING ELEMENT SFA
0058732784	CORD SFA
0058732792	HEATING ELEMENT SFC
0058732794	PTFE FEEDING TUBE 1.0MM SFC
0058732795	GUIDING HOSE SFA / C
0058732797	TUBE PTFE 12,0 X 0,2
0058732798	FEEDING TUBE STRAIGHT Ø1.5
0058732799	FEEDING TUBE Ø1.0
0058732800	FEEDING TUBE Ø1.5
0058732801	FEEDING TUBE Ø1.0
0058732802	TRANSPORT WHEEL
0058732832	FEEDING TUBE Ø1.5 63LG. F.WSF P/P8
0058732833	CIRCUIT BOARD WSF 80D
0058732834	FEEDING TUBE STRAIGHT Ø1.5 F.WSF P/P8
0058732835	FEEDING TUBE Ø1.0 52.5 LG. F.WSF P/P8
0058732836	FEEDING TUBE Ø1.0 63 LG. F.WSF P/P8
0058732838	HEATING ELEMENT WSF P, WSF P5, WSF P8
0058732848	FEEDING TUBE STRAIGHT Ø0.5 F.WSF P5
0058732850	FEEDING TUBE STRAIGHT Ø0,8 F.WSF P5
0058732864	GEARED MOTOR WSF 2 / 24V
0058732867	HEATING ELEMENT WSF P5
0058732868	HEATING ELEMENT WSF P8
0058732869	GUIDING HOSE WSF P5

Order No.	Description
0058732870	GUIDING HOSE WSF P8
0058732873	FEEDING TUBE STRAIGHT Ø0.5 F.WSF P5
0058732874	FEEDING TUBE STRAIGHT Ø0.8 F.WSF P5
0058732875	HANDLE WSF P5
0058732876	HANDLE WSF P8
0058732878	TRANSPORT BASE WSF / WSF2
0058732880	PLUG-ON CONNECTOR WSF P8
0058732881	PLUG-ON CONNECTOR WSF P5
0058732882	CORD WSF P5/P8
0058732883	CIRCUIT BOARD CONTROL WSF 81D
0058732884	FRONT PLATE WSF 81D
0058732885	HOUSING BOTTOM WSF 81D
0058733762	PLUG-ASSORT. 6-7 PINS
0058733766	TUBE, STRAIGHT, FOR FE 80
0058733767	WRENCH 10/14 ZN FOR LR 82
0058733775	CORD LR 82 5-WIRE
0058735124	VAKUUM-AGGREGAT 230V F. ZS 5
0058735214	OUTLET TUBE SOUNDPROOF
0058735313	FLEXIBLE TUBING SYST. 75 (M)
0058735327	FLEXIBLE TUBING SYST. 50 (M)
0058735427	CONNECTING HOSE Ø60MM (M)
0058735739	PUMP FOR WFE E/2P/P
0058735742	EXHAUST SILENCER,REPL F/WFE2P (3)
0058735749	FIBRE OPTIC Ø2,2 3M
0058735757	EXHAUST FILTER WFE
0058735760	VALVE WFE SPARE
0058735761	SPACER (4)
0058735822	COVER HOUSING FOR WFE P SPARE
0058735831	HOSE CLAMP Ø70-90MM (2)
0058735835	ACTIVE CARBONE FILTER WFE 4S
0058735836	FINE-PART. FILTER F7 WFE4S/20D (10)
0058735837	FINE-PART. FILTER F5 WFE4S/20D (10)
0058735838	COMPACT FILTER WFE4S/WFE20D
0058735839	CIRCUIT BOARD SPEED CONTROL WFE 4S
0058735860	FILTER F7 FOR PRESEPARATOR (58735862)
0058735862	PRE-FILTER BOX
0058735865	NIPPLE W.THREAD DN17 G 3/8
0058735866	NUT G 3/8" (3)
0058735883	COMPACT FILTER WFE 2S
0058735884	FINE-PARTICUL. GAS FILTER F5 WFE2S(10)
0058735885	FINE-PARTICUL. FILTER F7 WFE 2S (10)
0058735895	CARBON-FILTER WFE 2S / WFE 2ES
0058735907	ELECTRIC MOTOR 230V WFE P (2)
0058735924	FILTERBAG FOR STICKY RESIDUES
0058735925	FLEXIBLE TUBE Ø 50 (3M)
0058736786	REMOTE SENSOR WHA 2000
0058736794	VACUUM PUMP FOR WHA 2000/3000
0058736795	TURBINE FOR WHA 2000
0058736992	CARBON BRUSHES FOR WHA 2000
0058738018	FILTER Ø8
0058738045	HOUSING FOR SOCKET Ø13.0
0058738121	SERVICE SET F. PUMP WMA1/WMA1/WMD3
0058738725	BUSHING



## Spare Parts

Order No.	Description	Order No.	Description
0058738728	PUMP FOR WSA 1	0058744856	HANDLE WP 80
0058738799	BUSHING 6/7 PIN	0058744875	FE-CLIP-SET FOR FE-ADAPTER ø 4.5
0058738806	MANOMETER	0058744876	FE-CLIP SET FOR FE ADAPTER ø 6.0
0058738814	HOUSING FOR SOCKET Ø13.0 (3)	0058746731	HOT AIR PENCIL WHA 300
0058738818	EXTENSION SOCKET QM-1/8-A/J	0058746732	CIRCUIT BOARD CONTROL WHA 300
0058738819	MAGNETIC VALVE	0058746733	TURBINE FOR WHA 300 230V
0058739707	PUMP WMA1-WMD1-WMD3	0058746744	HEATING ELEMENT WHA 300 230V
0058740725	MAGNETIC VALVE	0058746747	BRUSH WHA300 15X8X5 SET (2)
0058740745	CIRCUIT BOARD WMD 3 DISPLAY	0058746749	CIRCUIT BOARD CONTROL WHA 300 120V/60HZ
0058740746	LOCK KEY FOR WMD3	0058748727	HOUSING BOTTOM WS 80
0058740762	CIRCUIT BOARD F. WMD 3	0058748728	RUBBER FEET (4)
0058740801	KEYSWITCH WMD3	0058748729	TRANSFORMER 230/24V 80VA
0058740802	TRANSFORMER RK300VA 230/24/10V	0058748730	CIRCUIT BOARD CONTROL WS 80
0058740813	CIRCUIT BOARD WMD 3 SMD	0058748731	FRONT PLATE WS 80
0058740820	CIRCUIT BOARD WMD 1S	0058748732	HOUSING COVER WS
0058740821	CIRCUIT BOARD DISPLAY WMD 1S	0058748733	HOUSING REAR WS80/WSD 80
0058741749	METAL FILTER FOR DS V	0058748734	KNOB WS
0058741750	GLASS TUBE FOR F.DS V	0058748735	KEY SWITCH WS
0058741751	FILTER F. DS V (10)	0058748737	HOUSING BOTTOM WSD 80 230V
0058741752	CLEANING BRUSH	0058748738	FRONT PLATE WSD 80
0058741753	WRENCH SW17	0058748739	CIRCUIT BOARD CONTROL WSD 80
0058741754	END CAP W. GASKET DS VT	0058748740	TRANSFORMER 230V FOR WD1 WELLER
0058741755	CLEANING BRUSH, SPARE	0058748741	HOUSING BOTTOM WTCP 50
0058741780	HANDLE DSV 80 (PAIR)	0058748742	FRONT PLATE WTCP 50
0058741782	CORD FOR DSV80/DSVT80	0058748743	HOUSING REAR WTCP50/WS50/WSD50
0058741783	CLOSING VALVE FOR DSV 80	0058748744	SPRING FOR FUNNEL WS
0058741815	FILTER TUBE DXV 80 (5)	0058748745	BUSH FOR SOCKET WTCP50/51
0058741820	CARTRIDGE RETAINER DXV 80	0058748746	HOUSING BOTTOM WS 50
0058741821	CLOSING VALVE FOR DXV 80 (2)	0058748747	FRONT PLATE WS 50
0058741822	HEATING ELEMENT DXV 80	0058748749	HOUSING BOTTOM WSD 50
0058741823	CLEANING BRUSH DXV 80	0058748764	FRONT PLATE WSD 50
0058742724	SPONGES FOR AK 51 AND WMRTH (5)	0058748770	KEY FOR WS50/WS80
0058744710	BARREL FOR WSP 80	0058748772	FRONT PLATE WSD 130
0058744711	HEATING ELEMENT F. WSP 80 W. BARREL 0,15	0058748773	HOUSING BOTTOM WSD 130
0058744712	HANDLE COMPLETE WSP 80	0058748774	TRANSFORMER 230/9/24V 150VA
0058744713	CORD WSP 80 SPARE	0058748789	TRANSFORMATOR 120/240/24/12V
0058744724	HEATING ELEMENT FE 75	0058748792	SWITCH FOR TRANSFOR. 120/240V
0058744729	SUPPORT ASSEMBLY FOR WPH 80	0058748793	HOUSING BOTTOM WS50 120/240V
0058744730	STRAIN RELIEF WSP 80	0058748798	TRANSFORMER 100/120/240/12/24V 80VA
0058744738	HEATING ELEMENT HER 80W/24V	0058748804	SWITCH
0058744739	FUNNEL FOR WPH80	0058748805	SUPPORT WITH FUSEHOLDER
0058744757	SPRING B26 (3)	0058748806	HOUSING FOR SOCKET (3)
0058744761	HEATING ELEMENT WSP 150	0058748807	FILTER DISPLAY (3)
0058744764	HOUSING BOTTOM WSD 150	0058748833	CIRCUIT BOARD WAD 100 "DEG. C"
0058744765	HEATING ELEMENT MPR 80	0058748847	FRONT PLATE WDD 80V
0058744795	TIP NUT WSP 150	0058748848	HOUSING BOTTOM WDD 80V 230V
0058744810	CORD WSP 150	0058748849	L-CONNECTOR WAD 100
0058744823	BARREL F. WSP 80 Ø7,5X0,25	0058748850	VALVE VENTURI WDD 80V
0058744845	BARREL SHORT FOR WP 80	0058748851	SOLENOID VALVE 2/2 24V DC NB 1.6
0058744846	BARREL LONG FOR WP 80 Ø6,8X0,15	0058748852	FILTER WDD
0058744847	BARREL SET NITROGEN F. WSP 80	0058748855	FRONT PLATE WAD 100
0058744853	BARREL W/O GRIP FOR WP 80	0058748861	TOOL FOR REPLACING TIPS/NOZZLES
0058744855	HEATING ELEMENT WP 80	0058748902	ANGLED JACK PLUG 3.5MM

# Spare Parts

Order No.	Description
0058748903	CIRCUIT BOARD CONTROL WDD 161V
0058748908	HOUSING BOTTOM WDD 161V
0058748913	FRONT PLATE WAD 101
0058748915	CIRCUIT BOARD CONTROL °C WAD 101
0058748917	HOUSING BOTTOM WAD 101
0058748919	FRONT PLATE WDD 81V
0058748920	CIRCUIT BOARD CONTROL °C WDD 81V
0058748922	HOUSING BOTTOM WDD 81V
0058748924	HOUSING REAR WTCP51 / WS51/PU81
0058748925	FRONT PLATE WTCP 51
0058748926	HOUSING BOTTOM WTCP 51
0058748928	FRONT PLATE WS 51
0058748930	HOUSING BOTTOM WS 51
0058748931	FRONT PLATE PU 81
0058748932	CIRCUIT BOARD CONTROL WS 81
0058748933	HOUSING BOTTOM WS 81
0058748934	HOUSING REAR WS81/WSD81/WSD151/WSD161
0058748935	CIRCUIT BOARD CONTROL WSD 81
0058748936	FRONT PLATE WSD 81
0058748937	HOUSING BOTTOM WSD 81
0058748939	CIRCUIT BOARD CONTROL WSD 151
0058748940	FRONT PLATE WSD 151
0058748941	HOUSING BOTTOM WSD 151
0058748942	CIRCUIT BOARD CONTROL WSD 161
0058748943	FRONT PLATE WSD 161
0058748944	HOUSING BOTTOM WSD 161
0058748968	FRONT PLATE WSL
0058748974	HOUSING BOTTOM WSL 2
0058748990	KEY SWITCH WS 81 W. FRONT PLATE
0058748998	RECEPTACLE 7-PIN (5)
0058749703	HEATING ELEMENT WTA 50
0058749709	HOUSING COMPLETE FOR WTA 50
0058749711	ST.GEW-IGKT-M3X4,0 (10) SPARE
0058751709	SUPPORT ASSEMBLY FOR WPHM
0058751710	TOOL FOR REPLACING NT TIPS
0058751717	SILICONE PAD
0058751816	HOLDER F. RT-TIPS
0058751819	CIRCUIT BOARD CONTROL WMRS °C
0058752704	BACK COVER FOR PU 81
0058752749	MEMBRANE PUMP WS3 230V
0058755782	THERMOCOUPLE TYPE K 0,1MM W. PLUG
0058757770	FOOT PEDAL WHA 3000P/V 2-STEP
0058757783	CERAMIC HEATER 120X60 T-HTS/2 230V/200W
0058757784	CERAMIC HEATER 120X60 HTS/2 230V/200W
0058757786	CIRCUIT BOARD CONTROL WHP 3000
0058757791	TURBINE WHA 3000P
0058757792	DISPLAY BOARD FOR WHA 3000P/V
0058757794	CIRCUIT BOARD CONTROL WHA 3000P 230V
0058757795	LOCKING PLUG FOR WHA 3000P/V
0058757796	HEATING ELEMENT HAP 3000 230V
0058757811	CIRCUIT BOARD CONTROL WHA 3000V
0058757814	PNEUMATIC DEVICE WHA 3000V VACUUM
0058757817	PNEUMATIC DEVICE WHA 3000V AIR

Order No.	Description
0058757850	RELEASE PLUG FOR WBHS
0058757854	HEATING ELEMENT HAP 900 230V
0058757856	CONNECTING CABLE WHA 900
0058758721	FUNNEL FOR WSP/WP 80, WDH 10 STAND
0058758723	HOUSING TOP FOR WD FAMILY
0058758724	FRONT PLATE DISPLAY FOR WD 1
0058758725	TRANSFORMER 230/24/12 V EI84B 150 VA
0058758726	FRONT PLATE CONNECTOR FOR WD 1 / WD 1M
0058758727	FRONT PLATE CONNECTOR FOR WD 2 / WD 2M
0058758728	FRONT PLATE DISPLAY FOR WD 2
0058758729	DISPLAY SCREEN FOR WD FAMILY
0058758730	TRANSFORMER 120/12/24 V 80 VA 60 HZ
0058758731	TRANSFORMER 100/120/24/12 V EI84B 150 VA
0058758734	CONNECTOR BOARD FOR WD 1M
0058758743	FRONT PLATE DISPLAY FOR WD 1M
0058758744	FRONT PLATE DISPLAY FOR WD 2M
0058758745	CORD USB1.1 A/MINI-B 5PIN.
0058758757	CIRCUIT BOARD SET FOR WD 1 N-N
0058758758	CIRCUIT BOARD SET FOR WD 2 N-N
0058758759	CIRCUIT BOARD SET FOR WD 1M N-N
0058758760	CIRCUIT BOARD SET FOR WD 2M N-N
0058758767	FUNNEL WMP SUPPORT WDH 20
0058758768	HOUSING COVER WDC
0058758777	O-RING FOR WDC 2 (6)
0058759721	DISPLAY BOARD FOR WR 3M
0058759722	CIRCUIT BOARD CONTROL WR 3M
0058759725	FILTER WR 3M AIR (3)
0058759726	FILTER WR 3M VAC (3)
0058759730	VACUUM PUMP FOR WR 3M
0058759731	FILTER SUPPORT AIR AND VAC FOR WR 3M
0058759732	FRONT PLATE CONNECTOR SET WR 3M
0058759733	FRONT PLATE WR 3M
0058761728	ADAPTER M6 FOR HAP 200
0058762701	FILTER SET H12 W. 10 FINEPART FILTERS F5
0058762703	FINE PARTICULATE FILTER F5 WFE 2ES (10)
0058762704	HOUSING TOP WFE 2ES
0058763709	BARREL FOR WP 120 Ø8X0.15
0090990012	MOTOR 14YB3 COMPLETE 230V
0090990936	HOUSING COVER SET LEFT/RIGHT 14YB3
0090990938	GEAR IDLER
WLSK200T18	TIP F. WLSK 200 W. CUP 3,2MM
WLSK200T38	TIP F. WLSK 200 W. CUP 9,5MM



**Wrap/Unwrap Tools, Bits, Stripping Tools**

**Wire-Wrap<sup>®</sup>**

Discontinuation of all products  
effective as from 30.06.2010

# Content

**Wrap/Unwrap Tools** 229 – 230

**Bits, Sleeves** 231 – 233

**Accessories** 234

**Stripping Tools** 235

**Spare Parts** 236

**Index** 264

# Wrap/Unwrap Tools

## Electronic Powered Tools for Wire-Wrap Applications – clockwise rotation

14YB3



Order No.	Model	Description
		<b>Heavy duty electrical Wire-Wrap tool</b>
0090293153	14YB3-230/A	Wire-Wrap tool, AWG 30–18, Conductor-Diameter 0,25–1,0 mm
0090293178	14YB3-230/C	Wire-Wrap tool, AWG 30–22, Conductor-Diameter 0,25–0,6 mm

14R3G



### Accessory

Model/Order No.	Description
990650WW	Charging unit without transformer

## Hand Squeezed Tools

14HP1C



Order No.	Model	Description
28000AC1	14HP1C	Wire-Wrap tool, clockwise rotation, AWG 30–22, Conductor-Diameter 0,25–0,65 mm
28010AB2	14HP1CLU	Wire-Wrap tool, counter clockwise rotation, AWG 30–22, Conductor-Diameter 0,25–0,65 mm

# Wrap/Unwrap Hand Tools

## Manual Wrapping Tools



Model/Order No.	Description
<b>WRAP3F30</b>	Universal Manual Wrapping Tool, AWG 30, Terminal 0,95 x 0,95
<b>WRAPECOMAXI</b>	Manual Wrapping Tool, AWG 20, Terminal max. 1,34 x 1,34
<b>WRAPECOMIDI</b>	Manual Wrapping Tool, AWG 26-22, Terminal max. 1,34 x 1,34
<b>WRAPECOMINI</b>	Manual Wrapping Tool, AWG 30-24, Terminal max. 0,95 x 0,95

## Manual Unwrapping Tools counter clockwise



Model/Order No.	Description
<b>509436</b>	Unwrap tool, AWG 32-26, Terminal 0,5 x 0,5
<b>505084</b>	Unwrap tool, AWG 32-26, Terminal 0,6 x 0,6
<b>509489</b>	Unwrap tool, AWG 30-24, Terminal 0,56 x 0,91
<b>504769</b>	Unwrap tool, AWG 26-20, Terminal 1,0 x 1,0 / 0,91 x 1,22
<b>515716</b>	Unwrap tool, AWG 26-20, Terminal 0,8 x 1,4 / 0,8 x 1,6

## Manual Unwrapping Tools clockwise/counter clockwise

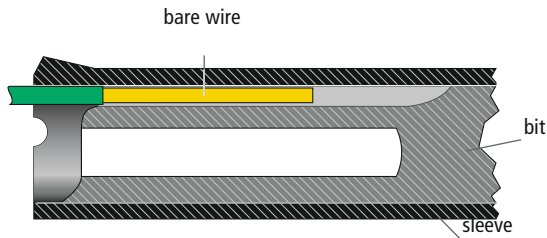


Model/Order No.	Description
<b>505244</b>	Unwrap tool, AWG 32-26, Terminal 0,6 x 0,6
<b>A26664</b>	Unwrap tool, AWG 26-20, Terminal 1,0 x 1,0 / 0,91 x 1,22 / 0,8 x 1,4 / 0,8 x 1,6
<b>500130</b>	Unwrap tool, AWG 24-18, Terminal 1,14 x 1,14

## Unwrapping bit-sleeves assemblies clockwise rotation

Model/Order No.	Description
<b>990420</b>	Unwrap bit-sleeve assembly, AWG 30-36, outside diameter of bit 2,36 mm
<b>990421</b>	Unwrap bit-sleeve assembly, AWG 26-22, outside diameter of bit 3,18 mm

# Bits for Standard and Modified Connections

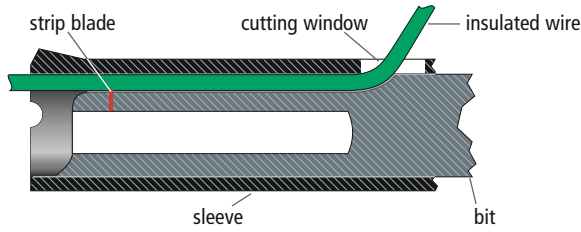


- For selection of bits and sleeves please use our Wire-Wrap catalogue

## Bits

Model/Order No.	Description	AWG	Terminal diagonal
26263	Wrap bit modified	24	1,37 x 1,86
26495	Wrap bit modified	20	1,07 x 1,86
501097	Wrap bit modified	30	0,67 x 0,77
502118	Wrap bit modified	26	1,35 x 1,76
502134	Wrap bit standard	24	0,61 x 1,10
504155	Wrap bit standard	24	1,25 x 1,74
504222	Wrap bit standard	18	1,55 x 1,86
504908	Wrap bit modified	18	1,55 x 1,86
504939	Wrap bit modified	22	1,25 x 1,86
505413	Wrap bit standard	22	1,25 x 1,86
505415	Wrap bit modified	24	0,61 x 1,10
506445	Wrap bit modified	26	0,59 x 0,98
506781	Wrap bit modified	26	1,60 x 1,86
506991	Wrap bit modified	24	1,19 x 1,69
507063	Wrap bit modified	30	0,78 x 0,87
507356	Wrap bit standard	20	1,07 x 1,68
507573	Wrap bit modified	30	0,84 x 0,92
508105	Wrap bit modified	30	1,35 x 1,45
509278	Wrap bit modified	28	0,78 x 0,87
509405	Wrap bit modified	26	0,87 x 1,28
511439	Wrap bit modified	26	1,22 x 1,42
512058	Wrap bit standard	24	1,38 x 1,88
519070	Wrap bit modified	24/26	1,37 x 1,88
519936	Wrap bit modified	30	0,79 x 0,95

# CSW Bits



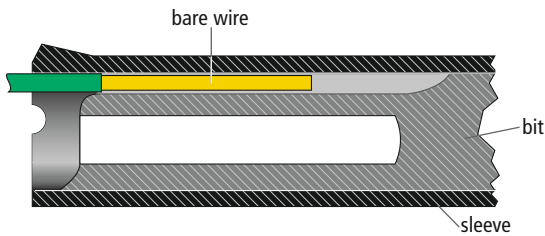
- Use our Wire-Wrap catalogue to select the bits and sleeves

## Bits

Model/Order No.	Description	AWG	Terminal diagonal
518910	CSW Wrap Bit	24	1,50 x 1,83
518931	CSW Wrap Bit	24-22	1,75 x 1,83
519066	CSW Wrap Bit	24	1,50 x 1,83
519926	CSW Wrap Bit	26	1,37 x 1,47
519928	CSW Wrap Bit	24	1,37 x 1,47
521105	CSW Wrap Bit	26	1,37 x 1,47
522202	CSW Wrap Bit	26	1,50 x 1,83
522203	CSW Wrap Bit	26	1,50 x 1,60
522211	CSW Wrap Bit	22	1,50 x 1,60
527812	CSW Wrap Bit	26	0,76 x 0,86
990561	CSW Wrap Bit	24	1,37 x 1,47
990563	CSW Wrap Bit	22	1,37 x 1,47
990579	CSW Wrap Bit	24	1,37 x 1,47
990646	CSW Wrap Bit	22	1,37 x 1,47
990681	CSW Wrap Bit	26	1,37 x 1,47
990753	CSW Wrap Bit	24	1,37 x 1,47
990764	CSW Wrap Bit	30	0,76 x 0,86
990846	CSW Wrap Bit	26	1,37 x 1,44
990995	CSW Wrap Bit	26	0,76 x 0,86
990996	CSW Wrap Bit	26-24	1,37 x 1,47
990063WW	CSW Wrap Bit	30	0,76 x 0,86



# Sleeves



- Use our Wire-Wrap catalogue to select the bits and sleeves

## Sleeves for Standard and Modified Connections

Model/Order No.	Description
18640	Wrap sleeve
18840	Wrap sleeve
26245	Wrap sleeve
502129	Wrap sleeve
506999	Wrap sleeve
507100	Wrap sleeve
512056	Wrap sleeve
517228	Wrap sleeve

## Sleeves CSW for Modified Connections

Model/Order No.	Description
518911	Cut-Strip-Wrap Sleeve
518932	Cut-Strip-Wrap Sleeve
519067	Cut-Strip-Wrap Sleeve
519927	Cut-Strip-Wrap Sleeve
519929	Cut-Strip-Wrap Sleeve
521116	Cut-Strip-Wrap Sleeve
522201	Cut-Strip-Wrap Sleeve
522204	Cut-Strip-Wrap Sleeve
522212	Cut-Strip-Wrap Sleeve
527813	Cut-Strip-Wrap Sleeve
990435	Cut-Strip-Wrap Sleeve
990562	Cut-Strip-Wrap Sleeve
990765	Cut-Strip-Wrap Sleeve
990847	Cut-Strip-Wrap Sleeve
990064WW	Cut-Strip-Wrap Sleeve

# Accessories

## Tool Box



Model/Order No.	Description
0090000013	Tool Box empty for 14YB3 Wire-Wrap tool, dimension: 330 x 240 x 85 mm

## Strip Force Gauge



Model/Order No.	Description
0090912968	Strip Force Gauge. Spring gauge with dial, range 10 kg (N100), Scale Division 100 g/N1-370 g
0090914414	Spring Hook midi
0090914415	Spring Hook mini

# Stripping tools

## Stripping tools

- Special stripping tools made of high grade tool steel
- Anti-glare finish
- High precision and EGB-safe
- For strip Wire-Wrap wires

### Front Stripping – high grade tool steel, ESD safe

Model/Order No.	Description
510AE	Front stripping tool, adjustable AWG 30–18 (0,25–1,02 mm), 120 mm, 75 g



552E	Front stripping tool, high precision, adjustable AWG 42–24 (0,06–0,60 mm), 120 mm, 80 g
------	---



### Side Stripping – high grade tool steel, ESD safe

Model/Order No.	Description
552S	Side stripping tool, high precision, adjustable AWG 42–24 (0,06–0,60 mm), 120 mm, 80 g



# Spare Parts


Model/Order No.	Description
508814	508814 PLATE END, (1/PK)
508815	GEAR RING (1/PK)
508819	508819 BALL BEARING (1/PK)
508826WW	SPRING COMPR (1/PK)
509318	WASHER SPRING (1/PK)
533273	BLOCK CLUTCH (1/PK)
6957	1 1/2" REFLECTOR Bagged
6958	REDUCER Bagged
6964	REFLECTOR FLUX / PRECISION
990156WW	DRIVE GEAR
990161WW	TRIGGER
990274	990274INDEX BLOCK
990275	990275 ADJUSTING NUT
990342	30 GA BLADE (B)
990343	30 GA BLADE (A)
990356WW	990356 COLLET ASSY
990655	BATTERY ASSEMBLY
994	HANDLE,TEE,BLACK

# Index Spare Parts

Model	Page
14G1.....	237
14YB3.....	237



# Notes





**Knives, Shearcutters, Screwdriver, Kits**

**Xcelite<sup>®</sup>**





# Content

<b>Knives &amp; Blades</b>	<b>241</b>
<b>Shearcutters &amp; Pliers</b>	<b>242</b>
<b>Screwdriver &amp; Nutdriver Sets</b>	<b>243 – 245</b>
<b>Series 99 Service Kits &amp; Sets</b>	<b>246 – 249</b>
<b>Tool Cases</b>	<b>250 – 252</b>
<b>Specials</b>	<b>253</b>
<b>Index</b>	<b>265</b>







# Knives & Blades




## Knives

Order No.	Description	Size	
		Inch	mm
 XN100	Knife, Light duty for soft material	5 <sup>13</sup> / <sub>16</sub>	148
 XN200	Knife, Medium duty for hard material	5 <sup>3</sup> / <sub>4</sub>	146
 XN210	Knife, Heavy duty plastic handle for coars jobs	5 <sup>7</sup> / <sub>16</sub>	137
 XNS100	Light and medium duty knife set contains 10 assorted blades: XN100, XN200, XNB103 (2 pcs.), XNB105 (2 pcs.), XNB101, XNB203, XNB205 (2 pcs.), XNB201		

## Blades for XN100

Order No.	Description	Pack quantity
 XNB101	Blade, Standard	5
 XNB103	Blade, Fine pointed	5
 XNB103B	Blade, Fine pointed	100
 XNB105	Blade, Stencil	5

## Blades for XN200 and XN210

Order No.	Description	Pack quantity
 XNB201	Blade, Chisel	5
 XNB203	Blade, General purpose	5
 XNB205	Blade, Pointed	5

# Shearcutters & Pliers

## Shearcutter – general purpose

- Cutting copper wire to 0,8 mm diameter



Order No.	Description	Size	
		Inch	mm
170M	Shearcutter, red handles	5	127
175M	Shearcutter with safety clips, red handles	5	127

## Sheet metal Snip



Order No.	Description	Size	
		Inch	mm
86NCG	Snip, electronic	6 1/2	165

## Wire Stripper & Cutters



Order No.	Description	Size	
		Inch	mm
100X	Wire Stripper & Cutter, adjustable	5	127
101S	Wire Stripper & Cutter, spring-opening	5	127

# Screwdriver & Nutdriver Sets

## Mini Screwdriver Set with Slotted/Phillips Screwdrivers



Order No.	Description
M60	Mini Screwdriver Set with Slotted/Phillips Screwdrivers (7 pcs.)

## Offset Ratches Screwdriver Set



Order No.	Description
XL75	Offset Ratches Screwdriver Set
XL27	Replacement reversible ratchet arm

# Screwdriver & Nutdriver Sets

## Screwdriver Set for slotted Screws – Inch Size



Order No.	Description	Length		Colour
		Inch	mm	
<b>PS88</b>	Screwdriver Set for Slotted Screws – Inch Size			
consists of:				
P3321*	Screwdriver, Midget, $\frac{3}{32}$ " (2,38 mm)	3 $\frac{1}{2}$	89	green
P181*	Screwdriver, Midget, $\frac{1}{8}$ " (3,18 mm)	3 $\frac{1}{2}$	89	red
P5321*	Screwdriver, Midget, $\frac{5}{32}$ " (3,97 mm)	3 $\frac{1}{2}$	89	black
P3161*	Screwdriver, Midget, $\frac{3}{16}$ " (4,76 mm)	3 $\frac{1}{2}$	89	orange
P141	Screwdriver, Midget, $\frac{1}{8}$ " (3,18 mm)	3 $\frac{1}{2}$	89	amber
P0*	Screwdriver, Midget, Philipps No. 0	3 $\frac{1}{2}$	89	blue
P1*	Screwdriver, Midget, Philipps No. 1	3 $\frac{1}{2}$	89	brown
P2*	Screwdriver, Midget, Philipps No. 2	3 $\frac{1}{2}$	89	amber
TA2*	Torque amplifier handle			black

## Screwdriver Set for Hex Socket Screws – Inch Size



Order No.	Description	Length	
		Inch	mm
<b>PS89</b>	Screwdriver Set for Hex Socket Screws – Inch Size		
consists of:			
P18*	Screwdriver, Midget, Hex, 0,028" (0,71 mm)	3 $\frac{1}{2}$	89
P19*	Screwdriver, Midget, Hex, 0,035" (0,89 mm)	3 $\frac{1}{2}$	89
P20*	Screwdriver, Midget, Hex, 0,050" (1,27 mm)	3 $\frac{1}{2}$	89
P21*	Screwdriver, Midget, Hex, $\frac{1}{16}$ " (1,59 mm)	3 $\frac{1}{2}$	89
P22*	Screwdriver, Midget, Hex, $\frac{5}{64}$ " (1,98 mm)	3 $\frac{1}{2}$	89
P23*	Screwdriver, Midget, Hex, $\frac{3}{32}$ " (2,38 mm)	3 $\frac{1}{2}$	89
P764*	Screwdriver, Midget, Hex, $\frac{7}{64}$ " (2,78 mm)	3 $\frac{1}{2}$	89
P24*	Screwdriver, Midget, Hex, $\frac{1}{8}$ " (3,18 mm)	3 $\frac{1}{2}$	89
TA2*	Torque amplifier handle, black		

## Compact Convertible Hex Socket Screwdriver Set – Metric Size



Order No.	Description	Length	
		Inch	mm
<b>PS90MM</b>	Compact Convertible Hex Socket Screwdriver Set – Metric Size		
consists of:			
P71*	Screwdriver, Midget, Hex, 1,27 mm	3 $\frac{1}{2}$	89
P72*	Screwdriver, Midget, Hex, 1,5 mm	3 $\frac{1}{2}$	89
P73*	Screwdriver, Midget, Hex, 0,89 mm	3 $\frac{1}{2}$	89
P74*	Screwdriver, Midget, Hex, 2,5 mm	3 $\frac{1}{2}$	89
P75*	Screwdriver, Midget, Hex, 3 mm	3 $\frac{1}{2}$	89
P76*	Screwdriver, Midget, Hex, 4 mm	3 $\frac{1}{2}$	89
P77*	Screwdriver, Midget, Hex, 5 mm	3 $\frac{1}{2}$	89
P78*	Screwdriver, Midget, Hex, 0,89 mm	3 $\frac{1}{2}$	89
TA2*	Torque amplifier handle, black		

\*discontinued

# Screwdriver & Nutdriver Sets

## Nutdriver Set – Inch Sizes



Order No.	Description	Length		Colour
		Inch	mm	
<b>PS120</b>	Nutdriver Set – Inch Size			
	consists of			
P3*	Nutdriver, Midget, $\frac{3}{32}$ " (2,38 mm)	3 1/2	89	blue
P4*	Nutdriver, Midget, $\frac{1}{18}$ " (3,18 mm)	3 1/2	89	red
P5*	Nutdriver, Midget, $\frac{5}{32}$ " (3,97 mm)	3 1/2	89	amber
P6*	Nutdriver, Midget, $\frac{3}{16}$ " (4,76 mm)	3 1/2	89	black
P7*	Nutdriver, Midget, $\frac{7}{32}$ " (5,56 mm)	3 1/2	89	brown
P8*	Nutdriver, Midget, $\frac{1}{4}$ " (6,35 mm)	3 1/2	89	red
P9*	Nutdriver, Midget, $\frac{9}{32}$ " (7,14 mm)	3 1/2	89	orange
P10*	Nutdriver, Midget, $\frac{5}{16}$ " (7,94 mm)	3 1/2	89	amber
P11*	Nutdriver, Midget, $\frac{11}{32}$ " (8,73 mm)	3 1/2	89	green
P12*	Nutdriver, Midget, $\frac{3}{8}$ " (9,53 mm)	3 1/2	89	blue
TA2*	Torque amplifier handle			black

## Compact Convertible Nutdriver Set – Metric Sizes



Order No.	Description	Length	
		Inch	mm
<b>PS121MM</b>	Compact Convertible Nutdriver Set – Metric Size		
	consists of		
P3MM*	Nutdriver, Midget, 3 mm (0,118")	3 1/2	89
P35MM*	Nutdriver, Midget, 3,5 mm (0,138")	3 1/2	89
P4MM*	Nutdriver, Midget, 4 mm (0,157")	3 1/2	89
P45MM*	Nutdriver, Midget, 4,5 mm (0,177")	3 1/2	89
P5MM*	Nutdriver, Midget, 5 mm (0,197")	3 1/2	89
P55MM*	Nutdriver, Midget, 5,5 mm (0,217")	3 1/2	89
P6MM*	Nutdriver, Midget, 6 mm (0,236")	3 1/2	89
P7MM*	Nutdriver, Midget, 7 mm (0,276")	3 1/2	89
P8MM	Nutdriver, Midget, 8 mm (0,315")	3 1/2	89
P10MM	Nutdriver, Midget, 10 mm (0,394")	3 1/2	89
TA2*	Torque amplifier handle, black		

\*discontinued

# Series 99 Service Kits & Sets




Order No.	Description
<b>99MP</b>	<b>Multi-purpose Tool Kit, Roll Kit</b>
consists of	
991X	Regular Handle
994	T-Handle
99X5	Extension, 4"
99820	Blade, Screwdriver, Phillips No. 0
99821	Blade, Screwdriver, Phillips No. 1
99822	Blade, Screwdriver, Phillips No. 2
996	Blade, Nutdriver, $\frac{3}{16}$ "
997	Blade, Nutdriver, $\frac{7}{32}$ "
998	Blade, Nutdriver, $\frac{1}{4}$ "
998M	Blade, Nutdriver, magnetic, $\frac{1}{4}$ "
999	Blade, Nutdriver, $\frac{9}{32}$ "
9910	Blade, Nutdriver, $\frac{5}{16}$ "
9911	Blade, Nutdriver, $\frac{11}{32}$ "
9912	Blade, Nutdriver, $\frac{3}{8}$ "
9914	Blade, Nutdriver, $\frac{7}{16}$ "
9916	Blade, Nutdriver, $\frac{1}{2}$ "
9920	Blade, Screwdriver, Allen Hex Type, 0,050"
9921	Blade, Screwdriver, Allen Hex Type, $\frac{1}{16}$ "
9922	Blade, Screwdriver, Allen Hex Type, $\frac{5}{64}$ "
9923	Blade, Screwdriver, Allen Hex Type, $\frac{3}{32}$ "
99764	Blade, Screwdriver, Allen Hex Type, $\frac{7}{64}$ "
9924	Blade, Screwdriver, Allen Hex Type, $\frac{1}{8}$ "
99964	Blade, Screwdriver, Allen Hex Type, $\frac{9}{64}$ "
9925	Blade, Screwdriver, Allen Hex Type, $\frac{5}{32}$ "
9926	Blade, Screwdriver, Allen Hex Type, $\frac{3}{16}$ "
9961	Blade, Bristol 6-flute Multiple Spline, 0,048"
9962	Blade, Bristol 6-flute Multiple Spline, 0,060"
9963	Blade, Bristol 4-flute Multiple Spline, 0,069"
9964	Blade, Bristol 6-flute Multiple Spline, 0,072"
9965	Blade, Bristol 4-flute Multiple Spline, 0,076"
9966	Blade, Bristol 6-flute Multiple Spline, 0,096"
9967	Blade, Bristol 6-flute Multiple Spline, 0,111"
9968	Blade, Bristol 6-flute Multiple Spline, 0,145"
9969	Blade, Bristol 6-flute Multiple Spline, 0,183"
99125	Blade, Screwdriver, Slotted, $\frac{1}{8}$ "
99811	Blade, Screwdriver, Slotted, $\frac{3}{16}$ "
99250	Blade, Screwdriver, Slotted, $\frac{1}{4}$ "
99312	Blade, Screwdriver, Slotted, $\frac{5}{16}$ "
9938	Reamer, $\frac{1}{8}$ " x $\frac{3}{8}$ "

# Series 99 Service Kits & Sets



Order No.	Description
<b>995PC</b>	<b>Personal Computer Repair Kit</b>
consists of	
991X	Regular Handle
E1	IC-Insertor
X1	IC-Extractor
T1	Tweezer
R1	Gripping Tool
99820	Blade, Screwdriver, Phillips No. 0
99821	Blade, Screwdriver, Phillips No. 1
9910XTD	Torx Blade No. 10
9915XTD	Torx Blade No. 15
996	Blade, Nutdriver, $\frac{3}{16}$ "
998	Blade, Nutdriver, $\frac{1}{4}$ "
99811	Blade, Screwdriver, Slotted, $\frac{3}{16}$ "



Order No.	Description
<b>99PS40</b>	<b>Allen Hex Type Screwdriver Set – Inch Size</b>
consists of	
991X	Regular Handle
99X5	Extension 4"
9920	Blade, Screwdriver, Allen Hex Type, 0,050"
9921	Blade, Screwdriver, Allen Hex Type, $\frac{1}{16}$ "
9922	Blade, Screwdriver, Allen Hex Type, $\frac{5}{64}$ "
9923	Blade, Screwdriver, Allen Hex Type, $\frac{3}{32}$ "
99764	Blade, Screwdriver, Allen Hex Type, $\frac{7}{64}$ "
9924	Blade, Screwdriver, Allen Hex Type, $\frac{1}{8}$ "
99964	Blade, Screwdriver, Allen Hex Type, $\frac{9}{64}$ "
9925	Blade, Screwdriver, Allen Hex Type, $\frac{5}{32}$ "
9926	Blade, Screwdriver, Allen Hex Type, $\frac{3}{16}$ "



Order No.	Description
<b>99PS41MM</b>	<b>Allen Hex Type Screwdriver Set – Metric Size</b>
consists of	
991X	Regular Handle
99X5	Extension 4"
9971MM	Blade, Screwdriver, Allen Hex Type, 1,27 mm
9972MM	Blade, Screwdriver, Allen Hex Type, 1,5 mm
9973MM	Blade, Screwdriver, Allen Hex Type, 2 mm
9974MM	Blade, Screwdriver, Allen Hex Type, 2,5 mm
9975MM	Blade, Screwdriver, Allen Hex Type, 3 mm
9976MM	Blade, Screwdriver, Allen Hex Type, 4 mm
9977MM	Blade, Screwdriver, Allen Hex Type, 5 mm

# Series 99 Service Kits & Sets



Order No.	Description
<b>99PS40BP</b>	<b>Ballpoint Allen Hex Socket Type Screwdriver Set – Inch Size</b>
consists of	
991X	Regular Handle
99X5	Extension 4"
9920BP	Blade, Screwdriver, Allen Hex Type, Ballpoint, 0,050"
9921BP	Blade, Screwdriver, Allen Hex Type, Ballpoint, $\frac{1}{16}$ "
9922BP	Blade, Screwdriver, Allen Hex Type, Ballpoint, $\frac{5}{64}$ "
9923BP	Blade, Screwdriver, Allen Hex Type, Ballpoint, $\frac{3}{32}$ "
99764BP	Blade, Screwdriver, Allen Hex Type, Ballpoint, $\frac{7}{64}$ "
9924BP	Blade, Screwdriver, Allen Hex Type, Ballpoint, $\frac{1}{8}$ "
99964BP	Blade, Screwdriver, Allen Hex Type, Ballpoint, $\frac{9}{64}$ "
9925BP	Blade, Screwdriver, Allen Hex Type, Ballpoint, $\frac{5}{32}$ "
9926BP	Blade, Screwdriver, Allen Hex Type, Ballpoint, $\frac{3}{16}$ "



Order No.	Description
<b>99PS41MMBP</b>	<b>Ballpoint Allen Hex Socket Type Screwdriver Set – Metric Size</b>
consists of	
991X	Regular Handle
99X5	Extension 4"
9971MMBP	Blade, Screwdriver, Allen Hex Type, Ballpoint, 1,27 mm
9972MMBP	Blade, Screwdriver, Allen Hex Type, Ballpoint, 1,5 mm
9973MMBP	Blade, Screwdriver, Allen Hex Type, Ballpoint, 2 mm
9974MMBP	Blade, Screwdriver, Allen Hex Type, Ballpoint, 2,5 mm
9975MMBP	Blade, Screwdriver, Allen Hex Type, Ballpoint, 3 mm
9976MMBP	Blade, Screwdriver, Allen Hex Type, Ballpoint, 4 mm
9977MMBP	Blade, Screwdriver, Allen Hex Type, Ballpoint, 5 mm



Order No.	Description
<b>99PS50</b>	<b>Screwdriver &amp; Nutdriver Set</b>
consists of	
991X	Regular Handle
99X5	Extension 4"
99821	Blade, Screwdriver, Phillips No. 0
99822	Blade, Screwdriver, Phillips No. 1
996	Blade, Nutdriver, $\frac{3}{16}$ "
997	Blade, Nutdriver, $\frac{7}{32}$ "
998	Blade, Nutdriver, $\frac{1}{4}$ "
999	Blade, Nutdriver, $\frac{9}{32}$ "
9910	Blade, Nutdriver, $\frac{5}{16}$ "
9911	Blade, Nutdriver, $\frac{11}{32}$ "
9912	Blade, Nutdriver, $\frac{3}{8}$ "
99811	Blade, Screwdriver, Slotted, $\frac{3}{16}$ "
99250	Blade, Screwdriver, Slotted, $\frac{1}{4}$ "



# Series 99 Service Kits & Sets



Order No.	Description
<b>99PS51MM</b>	<b>Interchangeable Shank, Nutdriver Set – Metric Size</b>
consists of	
991X	Regular Handle
99X5	Extension 4"
994MM	Blade, Nutdriver, 4 mm
9945MM	Blade, Nutdriver, 4,5 mm
995MM	Blade, Nutdriver, 5 mm
9955MM	Blade, Nutdriver, 5,5 mm
996MM	Blade, Nutdriver, 6 mm
997MM	Blade, Nutdriver, 7 mm
998MM	Blade, Nutdriver, 8 mm
999MM	Blade, Nutdriver, 9 mm
9910MM	Blade, Nutdriver, 10 mm
9911MM	Blade, Nutdriver, 11 mm



Order No.	Description
<b>99PS60</b>	<b>Bristol Multiple Spline Socket Screwdriver Set</b>
consists of	
991X	Regular Handle
99X5	Extension 4"
9961	Blade, Bristol 6-flute Multiple Spline, 0,048"
9962	Blade, Bristol 6-flute Multiple Spline, 0,060"
9963	Blade, Bristol 4-flute Multiple Spline, 0,069"
9964	Blade, Bristol 6-flute Multiple Spline, 0,072"
9965	Blade, Bristol 4-flute Multiple Spline, 0,076"
9966	Blade, Bristol 6-flute Multiple Spline, 0,096"
9967	Blade, Bristol 6-flute Multiple Spline, 0,111"
9968	Blade, Bristol 6-flute Multiple Spline, 0,145"
9969	Blade, Bristol 6-flute Multiple Spline, 0,183"



Order No.	Description
<b>99XTD7</b>	<b>Torx Screwdriver Tool Set</b>
consists of	
991X	Regular Handle
9910XTD	Torx Blade No. 10
9915XTD	Torx Blade No. 15
9920XTD	Torx Blade No. 20
9925XTD	Torx Blade No. 25
9927XTD	Torx Blade No. 27
9930XTD	Torx Blade No. 30

## Single Tools for Service Kits and Set

Order No.	Description
<b>99831</b>	Screwdriver, Pozidriv No. 1
<b>99832</b>	Screwdriver, Pozidriv No. 2
<b>996XTD</b>	Torx Blade No. 6
<b>998XTD</b>	Torx Blade No. 8

# Tool Cases



Final appearance may vary

Order No.	Description
<b>0044130000</b>	<b>TCE150ST Tool Case synthetic material with special tools out of Cooper Hand Tools product lines – Metric Size</b>

consists of:

991X	Regular Handle	2211P	Needle Nose Plier
994R	T-Ratching Handle	170M	Shearcutter, red handles
99X5	Extension 4"	812N	Side Cutter
9971MM	Blade, Screwdriver, Allen Hex, 1,27 mm	612N	Side Cutter
9972MM	Blade, Screwdriver, Allen Hex, 1,5 mm	86CG	Snip electronic
9973MM	Blade, Screwdriver, Allen Hex, 2 mm	SX101	Phillips Screwdriver, Stubby No. 1
9974MM	Blade, Screwdriver, Allen Hex, 2,5 mm	SX102	Phillips Screwdriver, Stubby No. 2
9975MM	Blade, Screwdriver, Allen Hex, 3 mm	XST101	Phillips Screwdriver, Super-tru-tip No. 1
9976MM	Blade, Screwdriver, Allen Hex, 4 mm	0056103699	Soldering Iron W61, 60W
9977MM	Blade, Screwdriver, Allen Hex, 5 mm	0051304199	DS7N Desoldering head for W 61
994MM	Blade, Nutdriver, 4 mm	XL75	Offset Ratches, Screwdriver Set
9945MM	Blade, Nutdriver, 4,5 mm	103S	Wire Stripper & Cutter, Cam Stop Adjustable
995MM	Blade, Nutdriver, 5 mm	0016100402	Hand File Cut 2, 100 mm
9955MM	Blade, Nutdriver, 5,5 mm	AC16C	Wrench, 150 mm
996MM	Blade, Nutdriver, 6 mm	0054002599	RL 60/40 - 100 solder
997MM	Blade, Nutdriver, 7 mm	0060403504	Y35CM Ultralock, Measuring Tape 5 m
998MM	Blade, Nutdriver, 8 mm		
999MM	Blade, Nutdriver, 9 mm		
99820	Blade, Screwdriver, Phillips No. 0		
99821	Blade, Screwdriver, Phillips No. 1		
99822	Blade, Screwdriver, Phillips No. 2		
99811	Blade, Screwdriver, Slotted, $\frac{3}{16}$ "		
99250	Blade, Screwdriver, Slotted, $\frac{1}{4}$ "		
99312	Blade, Screwdriver Slotted, $\frac{5}{16}$ "		
9938	Reamer, $\frac{1}{8}$ " x $\frac{3}{8}$ "		
Erop330	Tip Cutter, 130 mm, 40°		
542E	Flat Nose Plier		
543E	Round Nose Plier		

# Tool Cases



Order No.	Description
TC100ST	Tool Case with USA Standard Assortment – Inch Size

consists of:

991X	Regular Handle	66CG	Plier, diagonal, 6"
991R	Ratching Handle	57CG	Plier, Needle Nose, 16"
994R	T-Ratching Handle	59CG	Plier, Special Purpose, 8"
99X5	Extension 4"	86CG	Electronic Snip, cushion grip, 6,5"
99X10	Extension 7"	103S	Wire Stripper & Cutter, Cam Stop Adjustable
9961	Blade, Bristol 6-flute Multiple Spline, 0,048"	M60	Mini Screwdriver Set (7 pcs.)
9962	Blade, Bristol 6-flute Multiple Spline, 0,060"	XL75	Offset Ratches, Screwdriver Set
9963	Blade, Bristol 4-flute Multiple Spline, 0,069"	600	4-way Pocket Tool Screwdriver/Nutdriver
9964	Blade, Bristol 6-flute Multiple Spline, 0,072"	SB1	Convertible Blade
9965	Blade, Bristol 4-flute Multiple Spline, 0,076"	R3323	Screwdriver, Round Blade, Pocket Clip Style, $\frac{3}{32}$ " x 3"
9966	Blade, Bristol 6-flute Multiple Spline, 0,096"	R181	Screwdriver, Round Blade, Pocket Clip Style, $\frac{1}{8}$ " x 2"
9967	Blade, Bristol 6-flute Multiple Spline, 0,111"	R184	Screwdriver, Round Blade, Regular, $\frac{1}{8}$ " x 2"
9968	Blade, Bristol 6-flute Multiple Spline, 0,145"	R3164	Screwdriver, Round Blade, Regular, $\frac{3}{16}$ " x 4"
9969	Blade, Bristol 6-flute Multiple Spline, 0,183"	R3166	Screwdriver, Round Blade, Regular, $\frac{3}{16}$ " x 6"
9920	Blade, Screwdriver, Allen Hex Type, 0,050"	R144	Screwdriver, Round Blade, Regular, $\frac{1}{4}$ " x 4"
9921	Blade, Screwdriver, Allen Hex Type, $\frac{1}{16}$ "	R146	Screwdriver, Round Blade, Regular, $\frac{1}{4}$ " x 6"
9922	Blade, Screwdriver, Allen Hex Type, $\frac{5}{64}$ "	SX101	Screwdriver, Phillips, Stubby No. 1
9923	Blade, Screwdriver, Allen Hex Type, $\frac{3}{32}$ "	XST100	Screwdriver, Phillips, Super-tru-tip No. 0
99764	Blade, Screwdriver, Allen Hex Type, $\frac{7}{64}$ "	XST101	Screwdriver, Phillips, Super-tru-tip No. 1
9924	Blade, Screwdriver, Allen Hex Type, $\frac{1}{8}$ "	XST102	Screwdriver, Phillips, Super-tru-tip No. 2
99964	Blade, Screwdriver, Allen Hex Type, $\frac{9}{64}$ "	S3161	Screwdriver, Square Blade, Stubby, $\frac{3}{8}$ "
9925	Blade, Screwdriver, Allen Hex Type, $\frac{5}{32}$ "	S5161	Screwdriver, Square Blade, Stubby, $\frac{5}{16}$ "
9926	Blade, Screwdriver, Allen Hex Type, $\frac{3}{16}$ "	S388	Screwdriver, Square Blade, Regular, $\frac{3}{8}$ "
99125	Blade, Screwdriver, Slotted, $\frac{1}{8}$ "	S5166	Screwdriver, Square Blade, Regular, $\frac{5}{16}$ "
99811	Blade, Screwdriver, Slotted, $\frac{3}{16}$ "	P18	Screwdriver, Allen Hex Type, 0,028"
99250	Blade, Screwdriver, Slotted, $\frac{1}{4}$ "	P19	Screwdriver, Allen Hex Type, 0,035"
99312	Blade, Screwdriver, Slotted, $\frac{5}{16}$ "	HS6	Nutdriver, Hollow, $\frac{3}{16}$ "
99820	Blade, Screwdriver, Phillips No. 0	HS8	Nutdriver, Hollow, $\frac{1}{4}$ "
99821	Blade, Screwdriver, Phillips No. 1	HS10	Nutdriver, Hollow, $\frac{5}{16}$ "
99822	Blade, Screwdriver, Phillips No. 2	HS11	Nutdriver, Hollow, $\frac{11}{32}$ "
9938	Reamer, $\frac{1}{8}$ " x $\frac{3}{8}$ "	HS12	Nutdriver, Hollow, $\frac{3}{8}$ "
42H	Seizer, Straight Nose, Serrated jaw	HS14	Nutdriver, Hollow, $\frac{7}{16}$ "
46CG	Wrench, adjustable, 6"	HS16	Nutdriver, Hollow, $\frac{1}{2}$ "
50CG	Plier, adjustable, 6"	HS18	Nutdriver, Hollow, $\frac{9}{16}$ "
51CG	Plier, Long Nose, 7"	998M	Blade, Nutdriver, $\frac{1}{4}$ ", magnetic
53CG	Plier, adjustable, 4"	9910M	Blade, Nutdriver, $\frac{5}{16}$ ", magnetic
54CG	Plier, diagonal, 4"	PS120	Nutdriver Set

# Tool Cases



Order No.	Description
-----------	-------------

<b>TCMB100ST</b>	<b>Tool Case with Tools – Inch Size</b>
------------------	---

consists of:

991X	Regular Handle	57CG	Plier, Needle-Nose, 16"
991R	Ratcheting Handle	59CG	Plier, Special Purpose, 8"
994R	T-Ratcheting Handle	86CG	Electronic Snip, cushion grip, 6,5"
99X5	Extension 4"	103S	Wire Stripper & Cutter, Cam Stop Adjustable
99X10	Extension 7"	K22	Electricians` knife
9961	Blade, Bristol 6-flute Multiple Spline, 0,048"	M60	Mini Screwdriver Set (7 pcs.)
9962	Blade, Bristol 6-flute Multiple Spline, 0,060"	XL75	Offset Ratches, Screwdriver Set
9963	Blade, Bristol 4-flute Multiple Spline, 0,069"	600	4-way Pocket Tool Screwdriver/Nutdriver
9964	Blade, Bristol 6-flute Multiple Spline, 0,072"	SB1	Convertible Blade
9965	Blade, Bristol 4-flute Multiple Spline, 0,076"	R3323	Screwdriver, Round Blade, Pocket Clip Style, $\frac{3}{32}$ " x 3"
9966	Blade, Bristol 6-flute Multiple Spline, 0,096"	R181	Screwdriver, Round Blade, Pocket Clip Style, $\frac{1}{8}$ " x 2"
9967	Blade, Bristol 6-flute Multiple Spline, 0,111"	R184	Screwdriver, Round Blade, Regular, $\frac{1}{8}$ " x 2"
9968	Blade, Bristol 6-flute Multiple Spline, 0,145"	R5325	Screwdriver, Round Blade, Regular, $\frac{5}{32}$ "
9969	Blade, Bristol 6-flute Multiple Spline, 0,183"	R3164	Screwdriver, Round Blade, Regular, $\frac{3}{16}$ " x 4"
9920	Blade, Screwdriver, Allen Hex Type, 0,050"	R3166	Screwdriver, Round Blade, Regular, $\frac{3}{16}$ " x 6"
9921	Blade, Screwdriver, Allen Hex Type, $\frac{1}{16}$ "	R144	Screwdriver, Round Blade, Regular, $\frac{1}{4}$ " x 4"
9922	Blade, Screwdriver, Allen Hex Type, $\frac{5}{64}$ "	R146	Screwdriver, Round Blade, Regular, $\frac{1}{4}$ " x 6"
9923	Blade, Screwdriver, Allen Hex Type, $\frac{3}{32}$ "	SX101	Screwdriver, Phillips, Stubby No. 1
99764	Blade, Screwdriver, Allen Hex Type, $\frac{7}{64}$ "	XST100	Screwdriver, Phillips, Super-tru-tip No. 0
9924	Blade, Screwdriver, Allen Hex Type, $\frac{1}{8}$ "	XST101	Screwdriver, Phillips, Super-tru-tip No. 1
99964	Blade, Screwdriver, Allen Hex Type, $\frac{9}{64}$ "	XST102	Screwdriver, Phillips, Super-tru-tip No. 2
9925	Blade, Screwdriver, Allen Hex Type, $\frac{5}{32}$ "	S3161	Screwdriver, Square Blade, Stubby, $\frac{3}{8}$ "
9926	Blade, Screwdriver, Allen Hex Type, $\frac{3}{16}$ "	S5161	Screwdriver, Square Blade, Stubby, $\frac{5}{16}$ "
99125	Blade, Screwdriver, Slotted, $\frac{1}{8}$ "	S388	Screwdriver, Square Blade, Regular, $\frac{3}{8}$ "
99811	Blade, Screwdriver, Slotted, $\frac{3}{16}$ "	S5166	Screwdriver, Square Blade, Regular, $\frac{5}{16}$ "
99250	Blade, Screwdriver, Slotted, $\frac{1}{4}$ "	P18	Screwdriver, Allen Hex Type, 0,028"
99312	Blade, Screwdriver, Slotted, $\frac{5}{16}$ "	P19	Screwdriver, Allen Hex Type, 0,035"
99820	Blade, Screwdriver, Phillips No. 0	HS6	Nutdriver, Hollow, $\frac{3}{16}$ "
99821	Blade, Screwdriver, Phillips No. 1	HS8	Nutdriver, Hollow, $\frac{1}{4}$ "
99822	Blade, Screwdriver, Phillips No. 2	HS10	Nutdriver, Hollow, $\frac{5}{16}$ "
9938	Reamer $\frac{1}{8}$ " x $\frac{3}{8}$ "	HS11	Nutdriver, Hollow, $\frac{11}{32}$ "
42H	Seizer, Straight Nose, Serrated jaw	HS12	Nutdriver, Hollow, $\frac{3}{8}$ "
46CG	Wrench, adjustable, 6"	HS14	Nutdriver, Hollow, $\frac{7}{16}$ "
50CG	Plier, adjustable, 6"	HS16	Nutdriver, Hollow, $\frac{1}{2}$ "
51CG	Plier, Long Nose, 7"	HS18	Nutdriver, Hollow, $\frac{9}{16}$ "
53CG	Plier, adjustable, 4"	998M	Blade, Nutdriver, $\frac{1}{4}$ ", magnetic
54CG	Plier, diagonal, 4"	9910M	Blade, Nutdriver, $\frac{5}{16}$ ", magnetic
66CG	Plier, diagonal, 6"	PS120	Nutdriver Set

**Offset Ratchet Screwdriver Set**

Order No.	Description
<b>XL70</b>	Offset Ratchet Screwdriver Set
consists of:	
XL3	Allen Hex Screw Bit 0,050" (1,27 mm)
XL4	Allen Hex Screw Bit $\frac{1}{16}$ " (1,54 mm)
XL5	Allen Hex Screw Bit $\frac{5}{64}$ " (1,98 mm)
XL6	Allen Hex Screw Bit $\frac{3}{32}$ " (2,38 mm)
XL7	Allen Hex Screw Bit $\frac{7}{64}$ " (1,54 mm)
XL8	Allen Hex Screw Bit $\frac{1}{8}$ " (3,17 mm)
XL9	Allen Hex Screw Bit $\frac{9}{64}$ " (3,57 mm)
XL10	Allen Hex Screw Bit $\frac{5}{32}$ " (3,97 mm)
XL12	Allen Hex Screw Bit $\frac{3}{16}$ " (4,76 mm)
XL14	Allen Hex Screw Bit $\frac{7}{32}$ " (5,56 mm)
XL16	Allen Hex Screw Bit $\frac{1}{4}$ " (6 mm)
XL17	Slotted Screw Bit $\frac{1}{4}$ " (6 mm)
XL18	Allen Hex Screw Bit $\frac{5}{16}$ " (7,94 mm)
XL20	Phillips Screw Bit No. 1
XL21	Phillips Screw Bit No. 2
XL24	Adapter bit
XL25	Slotted Screw Bit $\frac{3}{16}$ " (4,76 mm)
XL27	Offset Ratchet, reversible
XL50X	Screwdriver Extension

GERMANY

**Cooper Tools GmbH**

A company of Apex Tool Group, LLC.

74354 Besigheim

Tel: +49 (0) 7143 580-0

Fax: +49 (0) 7143 580-108

GREAT BRITAIN

**Cooper Tools**

A Division of Cooper (GB) Ltd.

4<sup>th</sup> Floor Pennine House

Washington, Tyne & Wear

NE37 1LY

Tel: (0191) 419 7700

Fax: (0191) 417 9421

FRANCE

**Cooper Tools S.A.S.**

25 Rue Maurice Chevalier BP 46

77832 Ozoir-la-Ferrière Cedex

Tel: (01) 60.18.55.40

Fax: (01) 64.40.33.05

ITALY

**Cooper Italia S.r.l.**

Viale Europa 80

20090 Cusago (MI)

Tel: (02) 9033101

Fax: (02) 90394231

SWITZERLAND

**Erem S.A.**

Rue de la Roselière 8

1400 Yverdon-les-Bains

Tel: (024) 426 12 06

Fax: (024) 425 09 77

Distributed by:

[www.weller.eu](http://www.weller.eu)