

SAIL-M12BG-5S10U

Weidmüller Interface GmbH & Co. KG

Klingenbergstraße 26

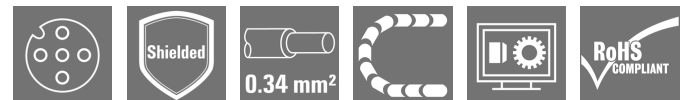
D-32758 Detmold

Germany

Fon: +49 5231 14-0

Fax: +49 5231 14-292083

www.weidmueller.com



Sensor/actuator cables are used for wiring sensors and actuators and for transmitting data or power in various applications. The moulded cable offers connected and tested connection of the plug-in connector to the cable ex-works. The cables may be exposed to a wide range of conditions, such as humidity, dust, heat, cold, shock or vibration.

Our developers have focused specifically on this issue and designed a host of different M8 and M12 sensor-actuator cables so you are bound to find the solution you need for your application.

Our sensor cables come with 360° shielding which provides protection against electromagnetic interference. Is there something you have not managed to find or you feel needs explanation? Talk to us!

General ordering data

Type	SAIL-M12BG-5S10U
Order No.	9456141000
Version	Sensor/actuator line, One end without connector, M12, Number of poles : 5, 10 m, Female socket, straight, Shielded: Yes, LED: No, Sheath material: PUR, Halogen: No
GTIN (EAN)	4032248230358
Qty.	1 pc(s).

SAIL-M12BG-5S10U

Weidmüller Interface GmbH & Co. KG

Klingenbergstraße 26

D-32758 Detmold

Germany

Fon: +49 5231 14-0

Fax: +49 5231 14-292083

www.weidmueller.com

Technical data

Dimensions and weights

Net weight 471 g

Temperatures

Operating temperature range, max.	80 °C	Operating temperature range, min.	-25 °C
Operating temperature, max.	80 °C	Operating temperature, min.	-25 °C

Environmental Product Compliance

REACH SVHC Lead 7439-92-1

Technical specifications for cable

Number of poles	5	Core cross-section	0.34 mm ²
Outside diameter	5.7 mm ± 0.2 mm	Cable length	10 m
Shielded	Yes	Insulation	PP
Colour coding	blue, white, brown, grey, black	Sheath material	PUR
Sheathing colour	black	Halogen	No
Temperature range, moving	-25...80 °C	Temperature range, stationary	-40...80 °C
Core in accordance with UL AWM style	10493 (80 °C / 300 V)	Outer cladding in accordance with UL AWM style	20233 (80 °C / 300 V)
Suitable for cable carriers	Yes	Torsion resistance	0 °/m
Bending radius, min., stationary	5 x cable diameter	Bending radius, min., moving	10 x cable diameter
Acceleration	5 m/s ²	Speed	200 m/min
Bending cycles	2 Mio	Resistant to welding beads	No
Configurable cable length	No	Hydrolysis and microbe resistant	Yes
LABS-free	Yes	Resistance to oils	in accordance with IEC 60811:404
Resistance to spread of flame	According to UL2556 FT2		

General technical data

Version	Female socket, straight	Connection thread	M12
Housing main material	PUR	Threaded ring material	Diecast zinc
Coding	A	Protection degree	IP65, IP66, IP67, IP68, when screwed in
Contact surface	Gold-plated	LED	No
Rated voltage	125 V	Rated current	4 A
Insulation strength	10 ⁸ Ω	Temperature range of housing	-25...+80 °C
Tightening torque	M12: 0.8 - 1.2 Nm	Plugging cycles	≥ 100
Pollution severity	3	Plugging cycles jumpered	No

Standards

Connector standard	IEC 61076-2-101	Certificate no. (cULus)	E307231
--------------------	-----------------	-------------------------	---------

Classifications

ETIM 6.0	EC001855	ETIM 7.0	EC001855
eClass 9.0	27-06-03-11	eClass 9.1	27-06-03-11
eClass 10.0	27-06-03-11	UNSPSC	26-12-16-13

Data sheet**SAIL-M12BG-5S10U**

Weidmüller Interface GmbH & Co. KG
Klingenbergstraße 26
D-32758 Detmold
Germany
Fon: +49 5231 14-0
Fax: +49 5231 14-292083
www.weidmueller.com

Technical data**Approvals**

Approvals



ROHS

Conform

Downloads

Brochure/Catalogue	FL FIELDWIRING EN
Engineering Data	EPLAN.WSCAD
Engineering Data	STEP

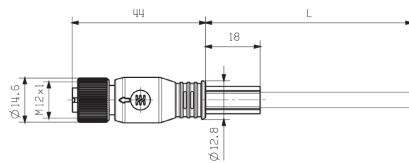
Data sheet

SAIL-M12BG-5S10U

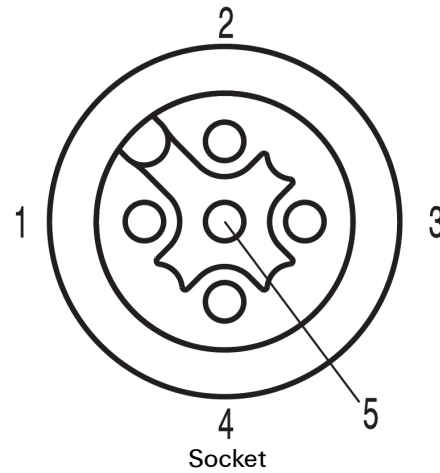
Weidmüller Interface GmbH & Co. KG
 Klingenbergstraße 26
 D-32758 Detmold
 Germany
 Fon: +49 5231 14-0
 Fax: +49 5231 14-292083
 www.weidmueller.com

Drawings

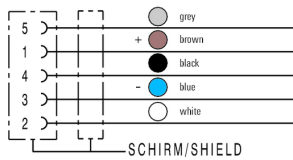
Dimensioned drawing



Pole scheme



Wiring diagram



The ideal tool: Screwty® with torque function



Light, securely screwed-in round plug-in connectors. Screwty set DM / VPE: 1 / Order No.: 1920000000 Adapters: M12, M12 F, M8, M8 F