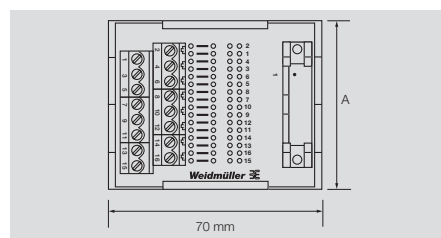


For ribbon cable connections according to UL 508A recognition or with accessory holes

- With mounting foot for TS 32, TS 35 x 7.5 and TS 35 x 15 rails
- Male connector block with interlock for female connector block with strain relief according to DIN 41 651/Parts 1 and 2
- Available with screw connection


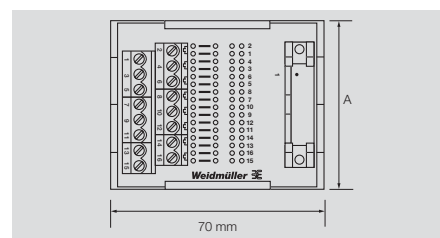
RI-IDC

Cable interface units for ribbon cables
Screw connection
Male Standard



RI-IDC

Cable interface units for ribbon cables
Screw connection
Male with accessory holes



Technical data

Connection data

- Process side
- Type
- Control side
- Type

Rated data

Rated voltage
Rated current per contact
Operating temperature
Storage temperature

Terminal wire size

Insulation stripping length mm (in.)

Dimensions

Overall width mm (in.)

Screw connection
LP2N terminal
Plug connection
Ribbon connector

125 V
1 A
-25°C...+50°C
-40°C...+70°C

AWG 26...12
7 (.28)

See table, dim. A

Screw connection
LP2N terminal
Plug connection
Ribbon connector

125 V
1 A
-25°C...+50°C
-40°C...+70°C

AWG 26...12
7 (.28)

See table, dim. A

Ordering data

dimensions (mm/in.)

Poles	Dim. A	Dim. B	Dim. C	Dim. D
10	39.88 (1.57)	50 (1.97)	49 (1.93)	40 (1.57)
14	49.78 (1.96)	50 (1.97)	56 (2.20)	45 (1.77)
16	55.12 (2.17)	55 (2.17)	64 (2.52)	50 (1.97)
20	64.77 (2.55)	65 (2.56)	71 (2.80)	50 (1.97)
26	84.84 (3.34)	80 (3.15)	86 (3.39)	55 (2.17)
30	94.74 (3.73)			
34	104.65 (4.12)	110 (4.33)	106 (4.17)	70 (2.76)
40	120.14 (4.73)	115 (4.53)	121 (4.76)	80 (3.15)
50	142.49 (5.60)	145 (5.71)	151 (5.94)	95 (3.74)
60	175.01 (6.89)	180 (7.09)	180 (7.09)	115 (4.53)
64	181.61 (7.15)	180 (7.09)	186 (7.32)	120 (4.72)

On TS 35 x 7.5

Type	Order No.
UL 508A—Male standard	
RI-IDC 10	9159110000
RI-IDC 14	9159120000
RI-IDC 16	9159130000
RI-IDC 20	9159140000
RI-IDC 26	9159150000
RI-IDC 30	9159160000
RI-IDC 34	9159170000
RI-IDC 40	9159180000
RI-IDC 50	9159190000
RI-IDC 60	9159200000
RI-IDC 64	9159210000

Type	Order No.
Male w/ accessory holes	
RI-IDC 10	9148900000
RI-IDC 14	9148910000
RI-IDC 16	9148920000
RI-IDC 20	9148930000
RI-IDC 26	9148940000
RI-IDC 30	9148950000
RI-IDC 34	9148960000
RI-IDC 40	9148970000
RI-IDC 50	9148980000
RI-IDC 60	9148990000
RI-IDC 64	9149000000

Accessories

Mounting rail	
End bracket	for TS 32 for TS 35
Terminal wire marking	

Type	Order No.
TS 32	0122800000
TS 35 x 7.5	0383400000
TS 35 x 15	0498000000
EWK 2	0199360000
EW 35	0383560000
DEK 5	

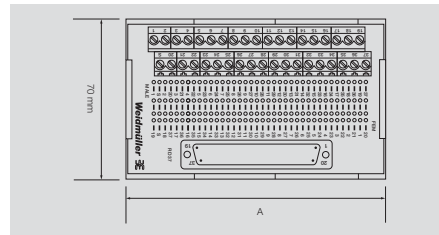

Type	Order No.
TS 32	0122800000
TS 35 x 7.5	0383400000
TS 35 x 15	0498000000
EWK 2	0199360000
EW 35	0383560000
DEK 5	

For D-subminiature plug-in connectors according to UL 508A recognition

- With mounting foot for TS 32, TS 35 x 7.5 and TS 35 x 15 rails
- Male and female connectors with screw/locking system UNC 4/40
- Available with screw connection

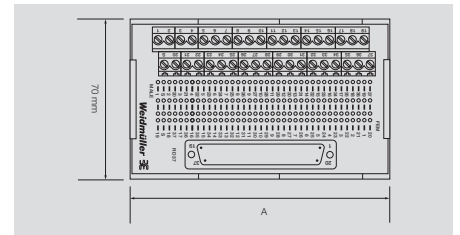

RD

Male connector
Standard



RD

Female connector
Standard



Technical data

Connection data

- Process side
- Type
- Control side
- Type

Rated data

- Rated voltage
- Rated current per contact
- Operating temperature
- Storage temperature

Terminal wire size

Insulation stripping length mm (in.)

Dimensions

Overall width mm (in.)

- Screw connection
- LP2N terminal
- Plug connection
- Sub-D

- 150 V
- 1.5 A
- 25°C...+50°C
- 40°C...+70°C

AWG 26...12

7 (.28)

See table, dim. A

- Screw connection
- LP2N terminal
- Plug connection
- Sub-D

- 150 V
- 1.5 A
- 25°C...+50°C
- 40°C...+70°C

AWG 26...12

7 (.28)

See table, dim. A

Ordering data

dimensions (mm/in.)

Poles	Cable Connector Retainer*	Dim. A
9	Screw	39.88 (1.57)
9	Jackscrew	39.88 (1.57)
15	Screw	55.12 (2.17)
15	Jackscrew	55.12 (2.17)
25	Screw	85.09 (3.35)
25	Jackscrew	85.09 (3.35)
37	Screw	116.84 (4.60)
37	Jackscrew	116.84 (4.60)
50	Screw	149.35 (5.88)
50	Jackscrew	149.35 (5.88)

On TS 35 x 7.5

Type	Order No.
UL 508A — Male standard	
RD-9	9159330000
RD-9JS	9159350000
RD-15	9159580000
RD-15JS	9159410000
RD-25	9159470000
RD-25JS	9159490000
RD-37	9159540000
RD-37JS	9159560000
RD-50	9196580000
RD-50JS	9196560000

Type	Order No.
UL 508A — Female standard	
RD-9	9159340000
RD-9JS	9159360000
RD-15	9159400000
RD-15JS	9159420000
RD-25	9159480000
RD-25JS	9159530000
RD-37	9159550000
RD-37JS	9159570000
RD-50	9196570000
RD-50JS	9196550000

Accessories

Mounting rail	
End bracket	for TS 32 for TS 35
Terminal wire marking	

Note :

* Cable connector retainer has either a jackscrew receptacle for a thumb screw or has a mounted screw in the module cable connector.

Type	Order No.
TS 35 x 7.5	0383400000
TS 35 x 15	0498000000
EWK 2	0199360000
EW 35	0383560000
DEK 5	

Type	Order No.
TS 35 x 7.5	0383400000
TS 35 x 15	0498000000
EWK 2	0199360000
EW 35	0383560000
DEK 5	