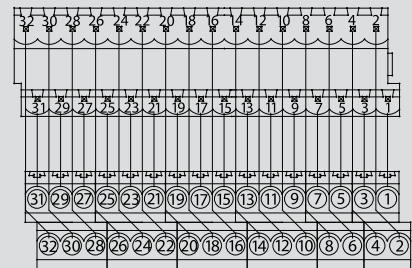
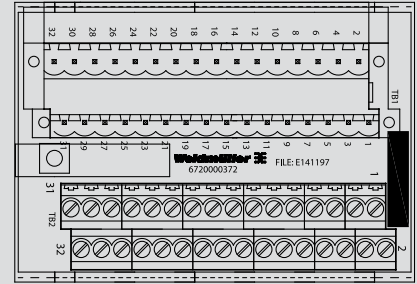
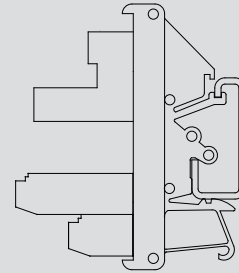



Passive Interface Unit

- CLAMSHELL style connection on module
- Reduce Cabinet Space
- Field wiring terminations from RIGHT side
- 16 Channels
- Feed through connections
- For discrete signals
- 32 points

32 pole, feed through interface module (Field wiring right)



Technical data

Connection data	
Process side	
Type	
Torque	
Control side	
Type	
Rated data	
Rated voltage	
Max. current per channel	
Operating temperature	
Storage temperature	
General Features	
LED status indicator per channel	
Disconnection per channel	
Voltage measuring test points	
Current measuring test points	
Fuse via channel	
Supply voltage LED status	
Power supply fuse	
Terminal wire size	
Insulation stripping length	
Approvals	
Standards	
Dimensions	
Length x width x height (inches / mm)	
Note	

Screw connection
LP2N terminal
4.4. in-lbs (0.5Nm)
Plug connection
CLAMSHELL SLD 32-Pole
250V
5A
0°C to +50°C
0°C to +50°C
No
No
No
No
No
No
No
AWG 26 ...12
cURus (E141197)
4.0 x 2.8 x 2.6 / 101.6 x 71.1 x 66

Ordering data

Screw connection
Note

Model	Qty	Part No.
32 pole, feed through interface module (Field wiring right)	1	6720000372

Accessories

--