

**RIDERSERIES  
RT314024 24VDC 1CO**

**Weidmüller Interface GmbH & Co. KG**  
Klingenbergstraße 26  
D-32758 Detmold  
Germany  
Fon: +49 5231 14-0  
Fax: +49 5231 14-292083  
www.weidmueller.com

**Product image**

Similar to illustration

Standard relay within the RIDERSERIES RCL

- 1 CO contact
- optionally: AC or DC coils

**General ordering data**

Type	RT314024 24VDC 1CO
Order No.	<a href="#">8630780000</a>
Version	RIDERSERIES, Relay, Number of contacts: 1, CO contact AgNi 90/10, Rated control voltage: 24 V DC, Continuous current: 16 A, Plug-in connection
GTIN (EAN)	4032248292110
Qty.	20 pc(s).

Creation date August 21, 2020 4:52:00 PM CEST

Catalogue status 14.08.2020 / We reserve the right to make technical changes.

**RIDERSERIES**  
**RT314024 24VDC 1CO**

**Weidmüller Interface GmbH & Co. KG**  
 Klingenbergstraße 26  
 D-32758 Detmold  
 Germany  
 Fon: +49 5231 14-0  
 Fax: +49 5231 14-292083  
 www.weidmueller.com

**Technical data**
**Dimensions and weights**

Width	12.7 mm	Width (inches)	0.5 inch
Height	29 mm	Height (inches)	1.142 inch
Depth	15.7 mm	Depth (inches)	0.618 inch
Net weight	13.75 g		

**Temperatures**

Operating temperature, max.	85 °C	Operating temperature, min.	-40 °C
Storage temperature, max.	85 °C	Storage temperature, min.	-40 °C
Operating temperature	-40 °C...85 °C	Storage temperature	-40 °C...85 °C

**Environmental Product Compliance**

REACH SVHC	Lead 7439-92-1
------------	----------------

**Input**

Rated control voltage	24 V DC	Power rating	400 mW // 0.75 VA
-----------------------	---------	--------------	-------------------

**Output**

Rated switching voltage	250 V AC	Max. switching voltage, AC	400 V
Continuous current	16 A	AC switching capacity (resistive), max.	4000 VA
DC switching capacity (resistive), max.	384 W @ 24 V	Switch-on delay	≤ 8 ms
Switch-off delay	≤ 6 ms	Duration of Bounce	Shutter/break contact element: typ.1/3ms
Min. switching power	1 mA @ 24 V, 10 mA @ 10 V, 100 mA @ 5 V	Max. switching frequency at rated load	0.1 Hz

**Contact data**

Contact type	1 CO contact (AgNi 90/10)	Mechanical service life	3 x 10 <sup>7</sup> switching cycles
--------------	---------------------------	-------------------------	--------------------------------------

**General data**

Test button	No	Mechanical switch position indicator	No
UL 94 flammability rating	V-0		

**Insulation coordination**

Rated voltage	250 V	Surge voltage category	III
Pollution severity	2	Insulating material group	IIIa
Protection degree	IP40	Dielectric strength, Input/Output	5 kV <sub>eff</sub> / 1 min
Creepage and clearance distance input – output	≥ 10 mm	Dielectric strength of open contact	1 kV <sub>eff</sub> / 1 min

**Connection data**

Wire connection method	Plug-in connection	Pitch in mm (P)	5 mm
------------------------	--------------------	-----------------	------

**Data sheet****RIDERSERIES  
RT314024 24VDC 1CO**

**Weidmüller Interface GmbH & Co. KG**  
Klingenbergstraße 26  
D-32758 Detmold  
Germany  
Fon: +49 5231 14-0  
Fax: +49 5231 14-292083  
www.weidmueller.com

**Technical data****Classifications**

ETIM 6.0	EC001437	ETIM 7.0	EC001437
eClass 9.0	27-37-16-01	eClass 9.1	27-37-16-01
eClass 10.0	27-37-16-01	UNSPSC	30-21-19-17

**Approvals**

Approvals



ROHS Conform

**Downloads**Engineering Data [EPLAN, WSCAD](#)

**RIDERSERIES  
RT314024 24VDC 1CO**

**Weidmüller Interface GmbH & Co. KG**  
 Klingenbergstraße 26  
 D-32758 Detmold  
 Germany  
 Fon: +49 5231 14-0  
 Fax: +49 5231 14-292083  
 www.weidmueller.com

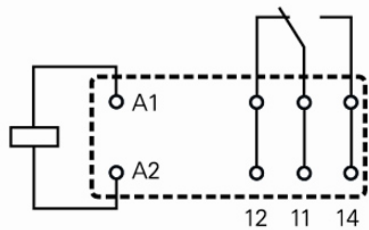
**Drawings**

**Wiring diagram**

**Circuit diagram**

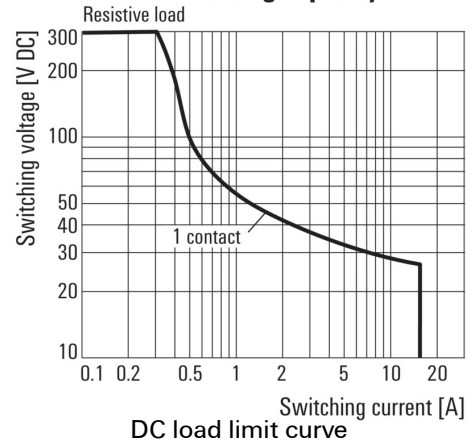
View on pins

1 C/O changeover contacts



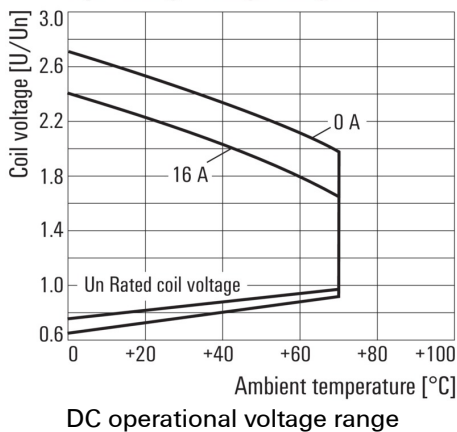
**Graph**

**DC load breaking capacity**



**Graph**

**Operating voltage range DC**



**Graph**

**Electrical endurance**

