

**RIDERSERIES RCL
RCL424730**

Weidmüller Interface GmbH & Co. KG
Klingenbergstraße 26
D-32758 Detmold
Germany
Fon: +49 5231 14-0
Fax: +49 5231 14-292083
www.weidmueller.com

Product image

Similar to illustration

Standard relay within the RIDERSERIES RCL

- 2 CO contacts
- optionally: AC or DC coils

General ordering data

Type	RCL424730
Order No.	4058630000
Version	RIDERSERIES RCL, Relay, Number of contacts: 2, CO contact AgNi 90/10, Rated control voltage: 230 V AC, Continuous current: 8 A, Plug-in connection
GTIN (EAN)	4032248252510
Qty.	20 pc(s).

Creation date August 22, 2020 3:30:32 AM CEST

Catalogue status 14.08.2020 / We reserve the right to make technical changes.

RIDERSERIES RCL
RCL424730

Weidmüller Interface GmbH & Co. KG
 Klingenbergstraße 26
 D-32758 Detmold
 Germany
 Fon: +49 5231 14-0
 Fax: +49 5231 14-292083
 www.weidmueller.com

Technical data**Dimensions and weights**

Width	12.7 mm	Width (inches)	0.5 inch
Height	29 mm	Height (inches)	1.142 inch
Depth	15.7 mm	Depth (inches)	0.618 inch
Net weight	12.744 g		

Temperatures

Humidity	40 °C / 93 % rel. humidity, no condensation	Operating temperature, max.	70 °C
Operating temperature, min.	-40 °C	Storage temperature, max.	85 °C
Storage temperature, min.	-40 °C	Operating temperature	-40 °C...70 °C
Storage temperature	-40 °C...85 °C		

Rated data UL

Certificate No. (cURus)	E224238
-------------------------	---------

Input

Rated control voltage	230 V AC	Rated current AC	3.2 mA
Power rating	0.75 VA	Pull-in/drop-out voltage, typ.	172.5 V / 34.5 V AC
Coil resistance	32500 Ω ± 15 %		

Output

Rated switching voltage	250 V AC	Continuous current	8 A
Inrush current	15 A / 4 s	AC switching capacity (resistive), max.	2000 VA
DC switching capacity (resistive), max.	192 W @ 24 V	Switch-on delay	≤ 8 ms
Switch-off delay	≤ 6 ms	Min. switching power	1 mA @ 24 V, 10 mA @ 12 V, 100 mA @ 5 V
Max. switching frequency at rated load	0.1 Hz		

Contact data

Contact type	2 CO contact (AgNi 90/10)	Mechanical service life	5 x 10 ⁶ switching cycles
--------------	---------------------------	-------------------------	--------------------------------------

General data

Test button	No	Mechanical switch position indicator	No
Colour	Transparent	UL 94 flammability rating	V-2

Insulation coordination

Rated voltage	250 V	Surge voltage category	III
Pollution severity	2	Insulating material group	IIIa
Protection degree	IP20	Dielectric strength, Input/Output	5 kV _{eff} / 1 min
Creepage and clearance distance input - output	≥ 10 mm	Dielectric strength of neighbouring contacts	2.5 kV _{eff} / 1 Min.
Dielectric strength of open contact	1 kV _{eff} / 1 min		

Further details of approvals / standards

Standards	IEC 61810-1, UL508	Certificate No. (CSA)	249409-2426937
Certificate No. (VDE)	40020589	Certificate No. (cURus)	E224238

Creation date August 22, 2020 3:30:32 AM CEST

Data sheet

**RIDERSERIES RCL
RCL424730**

Weidmüller Interface GmbH & Co. KG
 Klingenbergstraße 26
 D-32758 Detmold
 Germany
 Fon: +49 5231 14-0
 Fax: +49 5231 14-292083
 www.weidmueller.com

Technical data

Connection data

Wire connection method	Plug-in connection	Pitch in mm (P)	5 mm
------------------------	--------------------	-----------------	------

Classifications

ETIM 6.0	EC001437	ETIM 7.0	EC001437
eClass 9.0	27-37-16-01	eClass 9.1	27-37-16-01
eClass 10.0	27-37-16-01	UNSPSC	30-21-19-17

Approvals

Approvals



ROHS Conform

Downloads

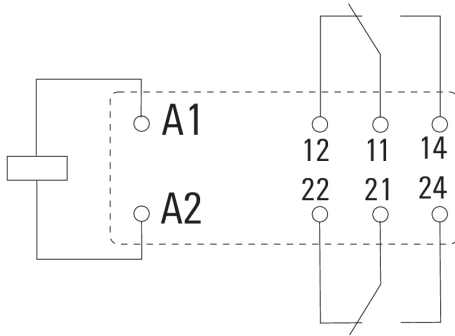
Engineering Data [WSCAD](#)

**RIDERSERIES RCL
RCL424730**

Weidmüller Interface GmbH & Co. KG
 Klingenbergstraße 26
 D-32758 Detmold
 Germany
 Fon: +49 5231 14-0
 Fax: +49 5231 14-292083
 www.weidmueller.com

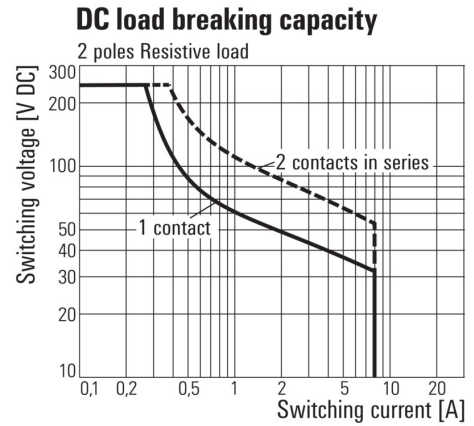
Drawings

Wiring diagram



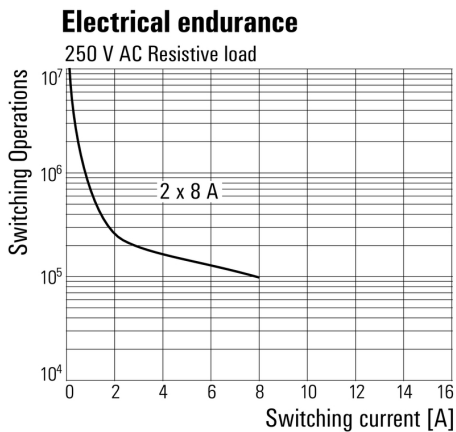
View of Pins from below

Graph

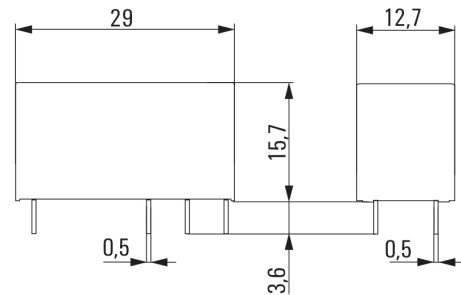


DC load limit curve
Resistive load

Graph



Electrical service life
250 V AC resistive load



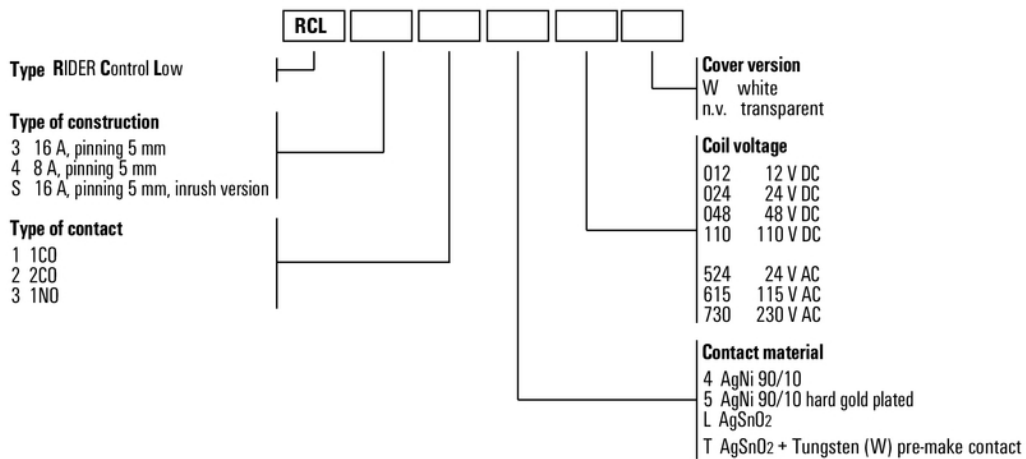
Data sheet

**RIDERSERIES RCL
RCL424730**

Weidmüller Interface GmbH & Co. KG
 Klingenbergstraße 26
 D-32758 Detmold
 Germany
 Fon: +49 5231 14-0
 Fax: +49 5231 14-292083
 www.weidmueller.com

Drawings

Miscellaneous



Type codes