

## SAIL-M12BG-4-10V

**Weidmüller Interface GmbH & Co. KG**

Klingenbergstraße 26

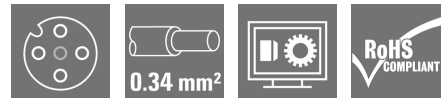
D-32758 Detmold

Germany

Fon: +49 5231 14-0

Fax: +49 5231 14-292083

www.weidmueller.com



Sensor/actuator cables are used for wiring sensors and actuators and for transmitting data or power in various applications. The moulded cable offers connected and tested connection of the plug-in connector to the cable ex-works. The cables may be exposed to a wide range of conditions, such as humidity, dust, heat, cold, shock or vibration.

Our developers have focused specifically on this issue and designed a host of different M8 and M12 sensor-actuator cables so you are bound to find the solution you need for your application.

Is there something you have not managed to find or you feel needs explanation? Talk to us!

### General ordering data

Type	SAIL-M12BG-4-10V
Order No.	<a href="#">1925581000</a>
Version	Sensor/actuator line, One end without connector, M12, Number of poles : 4, 10 m, Female socket, straight, Shielded: No, LED: No, Sheath material: PVC, Halogen: Yes
GTIN (EAN)	4032248570263
Qty.	1 pc(s).

Creation date August 17, 2020 6:59:57 PM CEST

Catalogue status 14.08.2020 / We reserve the right to make technical changes.

## SAIL-M12BG-4-10V

**Weidmüller Interface GmbH & Co. KG**

Klingenbergstraße 26

D-32758 Detmold

Germany

Fon: +49 5231 14-0

Fax: +49 5231 14-292083

www.weidmueller.com

## Technical data

### Dimensions and weights

Net weight 417 g

### Temperatures

Operating temperature range, max.	80 °C	Operating temperature range, min.	-5 °C
Operating temperature, max.	80 °C	Operating temperature, min.	-25 °C

### Environmental Product Compliance

REACH SVHC Lead 7439-92-1

### Technical specifications for cable

Number of poles	4	Core cross-section	0.34 mm <sup>2</sup>
Outside diameter	5.3 mm ± 0.2 mm	Cable length	10 m
Shielded	No	Insulation	PVC
Colour coding	brown, white, blue, black	Sheath material	PVC
Sheathing colour	black	Halogen	Yes
Temperature range, moving	-5...80 °C	Temperature range, stationary	-30...80 °C
Outer cladding in accordance with UL AWM style	2464 (80 °C / 300 V)	Suitable for cable carriers	No
Torsion resistance	0 °/m	Resistant to welding beads	No
Configurable cable length	No		

### General technical data

AF size	12 mm	Version	Female socket, straight
Connection thread	M12	Housing main material	PUR
Threaded ring material	Diecast zinc	Coding	A
Protection degree	IP65, IP66, IP67, IP68, when screwed in	Contact surface	Gold-plated
LED	No	Rated voltage	250 V
Rated current	4 A	Insulation strength	10 <sup>8</sup> Ω
Temperature range of housing	-25...+80 °C	Tightening torque	M12: 0.8 - 1.2 Nm
Plugging cycles jumpered	≥ 100	Pollution severity	3
	No		

### Standards

Connector standard IEC 61076-2-101 Certificate no. (cULus) E307231

### Classifications

ETIM 6.0	EC001855	ETIM 7.0	EC001855
eClass 9.0	27-06-03-11	eClass 9.1	27-06-03-11
eClass 10.0	27-06-03-11	UNSPSC	26-12-16-13

**SAIL-M12BG-4-10V**

**Weidmüller Interface GmbH & Co. KG**  
Klingenbergstraße 26  
D-32758 Detmold  
Germany  
Fon: +49 5231 14-0  
Fax: +49 5231 14-292083  
www.weidmueller.com

**Technical data****Approvals**

Approvals



ROHS

Conform

**Downloads**

Brochure/Catalogue	<a href="#">CAT 8 SAI 15/16 EN</a> <a href="#">FL FIELDWIRING EN</a>
Engineering Data	<a href="#">EPLAN, WSCAD</a>
Engineering Data	<a href="#">STEP</a>
Product Change Notification	<a href="#">DE - Technische Änderung zu M12 Gewinding mit 6-Kant</a> <a href="#">EN - Technical change to M12 nut with additional hexagonal mounting</a>

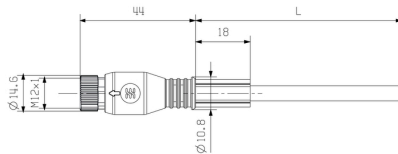
**Data sheet**

**SAIL-M12BG-4-10V**

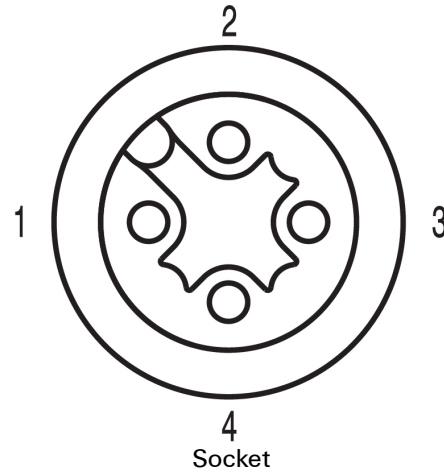
**Weidmüller Interface GmbH & Co. KG**  
 Klingenbergstraße 26  
 D-32758 Detmold  
 Germany  
 Fon: +49 5231 14-0  
 Fax: +49 5231 14-292083  
 www.weidmueller.com

**Drawings**

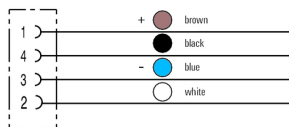
**Dimensioned drawing**



**Pole scheme**



**Wiring diagram**



**The ideal tool: Screwty<sup>®</sup> with torque function**



Light, securely screwed-in round plug-in connectors. Screwty set DM / VPE: 1 / Order No.: 1920000000 Adapters: M12, M12 F, M8, M8 F