

RIDERSERIES FG RCIKITZ 24VDC 2CO LD/FG

Weidmüller Interface GmbH & Co. KG
 Klingenbergstraße 26
 D-32758 Detmold
 Germany
 Fon: +49 5231 14-0
 Fax: +49 5231 14-292083
 www.weidmueller.com

Product image



- Coupling relay with positively driven contacts: for monitoring signals within safety-critical circuits
- Relays with positively driven contacts have a 99% diagnostics coverage and an excellent reputation for use in safety systems.
- The contacts interlock with each other in order to ensure a synchronous switching status between both contacts. This guarantees that the alert contact will maintain the same switching status in the event of an error (for example, if the working contact melts from an overload).

General ordering data

Type	RCIKITZ 24VDC 2CO LD/FG
Order No.	1218390000
Version	RIDERSERIES FG, Relay module with positively driven contacts, Number of contacts: 2 Contact positively-driven (EN 50205 type B) AgCuNi, Rated control voltage: 24 V DC \pm 10 %, Continuous current: 6 A, Tension-clamp connection
GTIN (EAN)	4050118002409
Qty.	10 pc(s).

**RIDERSERIES FG
RCIKITZ 24VDC 2CO LD/FG**

Weidmüller Interface GmbH & Co. KG
 Klingenbergstraße 26
 D-32758 Detmold
 Germany
 Fon: +49 5231 14-0
 Fax: +49 5231 14-292083
 www.weidmueller.com

Technical data**Dimensions and weights**

Width	16 mm	Width (inches)	0.63 inch
Height	98.1 mm	Height (inches)	3.862 inch
Depth	63.8 mm	Depth (inches)	2.512 inch
Net weight	67 g		

Temperatures

Humidity	40 °C / 95 % rel. humidity, no condensation	Operating temperature, max.	70 °C
Operating temperature, min.	-40 °C	Storage temperature, max.	85 °C
Storage temperature, min.	-40 °C	Operating temperature	-40 °C...70 °C
Storage temperature	-40 °C...85 °C		

Environmental Product Compliance

REACH SVHC	Lead 7439-92-1
------------	----------------

Input

Rated control voltage	24 V DC \pm 10 %	Rated current DC	31.6 mA
Power rating	700 mW	Pull-in/drop-out voltage, typ.	18 V / 2.4 V DC
Coil resistance	720 Ω \pm 10 %	Status indicator	Green LED
Protective circuit	Free-wheeling diode		

Output

Rated switching voltage	250 V AC	Max. switching voltage, AC	250 V
Max. switching voltage, DC	250 V	Continuous current	6 A
Inrush current	15 A / 20 ms	AC switching capacity (resistive), max.	1500 VA
DC switching capacity (resistive), max.	144 W @ 24 V	Switch-on delay	\leq 12 ms
Switch-off delay	\leq 6 ms	Min. switching power	1 mA @ 24 V, 10 mA @ 10 V, 100 mA @ 5 V
Max. switching frequency at rated load	0.1 Hz		

Contact data

Contact type	2 Contact positively-driven (EN 50205 type B) (AgCuNi)	Mechanical service life	$> 50 \times 10^6$ switching cycles
--------------	--	-------------------------	-------------------------------------

General data

Rail	TS 35	Test button	No
Mechanical switch position indicator	No	Colour	Black
UL 94 flammability rating	V-1		

Insulation coordination

Rated voltage	250 V	Surge voltage category	III
Pollution severity	2	Protection degree	IP20
Dielectric strength, Input/Output	2.5 kV _{eff} / 1 Min.	Creepage and clearance distance input - output	\geq 10 mm
Dielectric strength of neighbouring contacts	2.5 kV _{eff} / 1 Min.	Dielectric strength of open contact	1.5 kV _{eff} / 1 min.
Impulse withstand voltage	6 kV (1.2/50 μ s)		

Creation date December 29, 2019 1:32:01 PM CET

**RIDERSERIES FG
RCIKITZ 24VDC 2CO LD/FG**

Weidmüller Interface GmbH & Co. KG
 Klingenbergstraße 26
 D-32758 Detmold
 Germany
 Fon: +49 5231 14-0
 Fax: +49 5231 14-292083
 www.weidmueller.com

Technical data**Further details of approvals / standards**

Standards	DIN EN 50205	Certificate no. (cURus) base	E223759
-----------	--------------	------------------------------	---------

Connection data

Wire connection method	Tension-clamp connection	Stripping length, rated connection	8 mm
Clamping range, rated connection	1.5 mm ²	Clamping range, min.	0.5 mm ²
Clamping range, max.	1.5 mm ²	Blade size	0.4 x 2.5 mm

Classifications

ETIM 6.0	EC001437	ETIM 7.0	EC001437
eClass 9.0	27-37-16-01	eClass 9.1	27-37-16-01
eClass 10.0	27-37-16-01	UNSPSC	30-21-18-01

Approvals

Approvals



ROHS	Conform
------	---------

Downloads

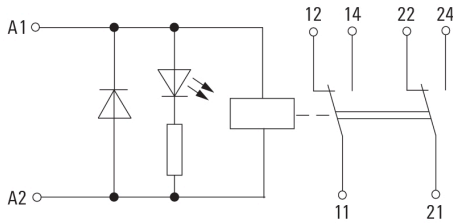
Approval/Certificate/Document of Conformity	EU Konformitätserklärung / EU Declaration of Conformity
Brochure/Catalogue	CAT 4.2 ELECTR 18/19 EN
Engineering Data	EPLAN, WSCAD, Zuken E3.S
Engineering Data	STEP

**RIDERSERIES FG
RCIKITZ 24VDC 2CO LD/FG**

Weidmüller Interface GmbH & Co. KG
Klingenbergstraße 26
D-32758 Detmold
Germany
Fon: +49 5231 14-0
Fax: +49 5231 14-292083
www.weidmueller.com

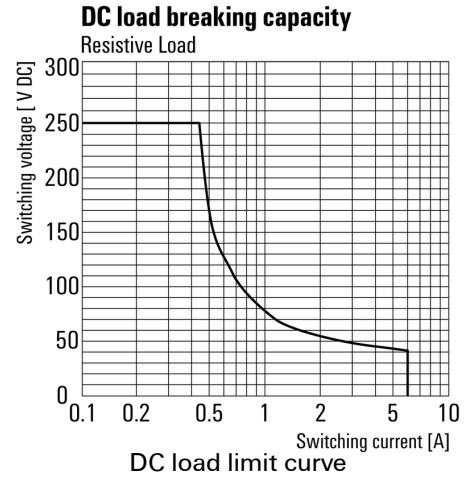
Drawings

Wiring diagram

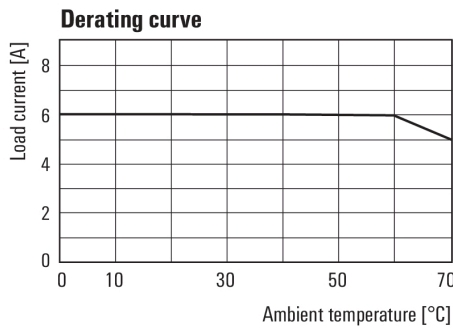


Connection diagram

Graph



Graph



DC load limit curve

Dimensional drawing

