


3-conductor through terminal block

Item No.: 281-685



3-conductor through terminal block

MarkingRoHS ✓
Compliant**Business data**

Supplier	WAGO
Item no.	281-685
EAN	4044918484954
Content	1
Order amount	50
Customer item number	

Notes**Technical data**

<i>Miscellaneous</i>	
Total number of connection points	3
Total number of potentials	1
Color	black
Pollution degree (1)	3
Rated voltage EN (1) [V]	800 [V]
Rated surge voltage (1) [kV]	8 [kV]
Nominal current [A]	32 [A]
Connection technology (1)	CAGE CLAMP®
Cross section from (1) [mm ²]	0.08 [mm ²]
Cross section up to (1) [mm ²]	4 [mm ²]

Technical data	
Cross section from (1) [AWG]	28 [AWG]
Cross section up to (1) [AWG]	12 [AWG]
Stripped length from (1) [mm]	9 [mm]
Stripped length up to (1) [mm]	10 [mm]
Stripped length (1) [in]	0.37 [in]
Type of wiring	Front-entry wiring
Design	horizontal
Marking level	Center marking
Fire load [MJ]	0.174 [MJ]
Weight [g]	10.866 [g]
Width [mm]	6 [mm]
Width [in]	0.236 [in]
Height [mm]	29 [mm]
Height [in]	1.142 [in]
Length [mm]	73.5 [mm]
Length [in]	2.894 [in]
Type of mounting	DIN 35 rail

Approbation					
Item No.	Registration	Registration no.	Voltage [V]	Current [A]	Cross section [mm², AWG]
281-685	ABS	05-HG476175/3-PDA	800	32	4,0
281-685	BV	07436/Co	800	32	4,0
281-685	CCA	NTR NL-7083	800	32	0.08-4.00
281-685	CCA	NL5591/1	800	32	4
281-685	CSA	154112-1505034	600	25	28-12
281-685	DNV	E-10423	800	32	4,0
281-685	GL	17295-00HH	800	32	4
281-685	KEMA	2076376.01	800	32	4
281-685	LR	91/20112(E6)	800	32	4,0
281-685	PRS	TE/1718/880590/08	800	32	4
281-685	RMR	11130002	800	32	4,0
281-685	UL	E45172	600	20	28-12

Accessories*Insulation stop*

Item no.	Description	Pack. unit (Sub Pack)
281-470	Insulation stop; 0.08 - 0.2 mm ² "s" (0.14 mm ² "f-st"); 5 pieces/strip	25
281-471	Insulation stop; 0.25 - 0.5 mm ² ; 5 pieces/strip	25
281-472	Insulation stop; 0.75 - 1.5 mm ² ; 5 pieces/strip	25

Push-in type wire jumper

Item no.	Description	Pack. unit (Sub Pack)
210-103	Wire commoning chain; insulated; 50 connections	1
210-123	Wire commoning chain; insulated; 50 connections	1
249-123	Push-in type wire jumper; insulated; wire length 180 mm; Conductor cross section 0.75 mm ²	10
249-125	Push-in type wire jumper; insulated; wire length 60 mm; Conductor cross section 0.75 mm ²	10
249-126	Push-in type wire jumper; insulated; wire length 110 mm; Conductor cross section 0.75 mm ²	10
249-127	Push-in type wire jumper; insulated; wire length 250 mm; Conductor cross section 0.75 mm ²	10
709-110	Wire commoning chain; insulated; 4 connections; 3 x 110 mm	1
709-111	Wire commoning chain; insulated; 3 connections; 2 x 120 mm	1
709-112	Wire commoning chain; insulated; 3 connections; 2 x 170 mm	1

Jumper

Item no.	Description	Pack. unit (Sub Pack)
280-402	Adjacent jumper; insulated; IN = IN terminal block	25
281-402	Adjacent jumper; insulated; IN = IN terminal block; Nominal current 32 A	25
281-409	Alternate jumper; insulated; IN = IN terminal block; Nominal current 32 A	25
281-422	Adjacent jumper; insulated; IN = IN terminal block; Nominal current 32 A	25
281-482	Comb-style jumper bar; insulated; 2-way; IN = IN terminal block	25
281-483	Comb-style jumper bar; insulated; 3-way; IN = IN terminal block	25
781-452	Staggered jumper; insulated; from 1 to 2; Spacing: 6 mm	25
781-453	Staggered jumper; insulated; from 1 to 3; Spacing: 6 mm	25
781-454	Staggered jumper; insulated; from 1 to 4; Spacing: 6 mm	25
781-455	Staggered jumper; insulated; from 1 to 5; Spacing: 6 mm	25
781-456	Staggered jumper; insulated; from 1 to 6; Spacing: 6 mm	25

Accessories*End plate*

Item no.	Description	Pack. unit (Sub Pack)
281-324	End and intermediate plate; 2.5 mm thick	25
281-326	End and intermediate plate; 2.5 mm thick	25
281-344	Separator plate; 2 mm thick; oversized	25
281-346	Separator plate; 2 mm thick; oversized	25
284-334	Step-down cover plate; 1 mm thick; for 2-, 3- and 4-conductor terminal blocks	25
284-344	Step-down cover plate; 1 mm thick; for 2-, 3- and 4-conductor terminal blocks	25

Carrier rail

Item no.	Description	Pack. unit (Sub Pack)
210-112	Steel carrier rail; 35 x 7.5 mm; 1 mm thick; 2 m long; slotted; according to en 60715; "Hole width 25 mm	1
210-113	Steel carrier rail; 35 x 7.5 mm; 1 mm thick; 2 m long; unslotted; according to en 60715	1
210-114	Steel carrier rail; 35 x 15 mm; 1.5 mm thick; 2 m long; unslotted; according to en 60715	1
210-115	Steel carrier rail; 35 x 7.5 mm; 1 mm thick; 2 m long; slotted; according to en 60715; "Hole width 18 mm	1
210-118	Steel carrier rail; 35 x 15 mm; 2.3 mm thick; 2 m long; unslotted; according to en 60715	1
210-196	Aluminum carrier rail; 35 x 8.2 mm; 1.6 mm thick; 2 m long; unslotted; according to en 60715	1
210-197	Steel carrier rail; 35 x 15 mm; 1.5 mm thick; 2 m long; slotted; according to en 60715	1
210-198	Copper carrier rail; 35 x 15 mm; 2.3 mm thick; 2 m long; unslotted; according to en 60715	1
210-504	Steel carrier rail; 35 x 7.5 mm; 1 mm thick; 2 m long; slotted; galvanized; according to EN 60715	1
210-505	Steel carrier rail; 35 x 7.5 mm; 1 mm thick; 2 m long; unslotted; galvanized; according to EN 60715	1
210-506	Steel carrier rail; 35 x 15 mm; 1.5 mm thick; 2 m long; unslotted; galvanized; ähnlich EN 60715	1
210-508	Steel carrier rail; 35 x 15 mm; 1.5 mm thick; 2 m long; slotted; galvanized; ähnlich EN 60715	1

Accessories*Marking accessories*

Item no.	Description	Pack. unit (Sub Pack)
209-185	Adapter for WFB continuous marking strip; to be snapped into marker slot	25
209-501	WSB quick marking system; plain; for terminal block width 5 - 17.5 mm; 10 strips with 10 markers per card	5
209-501/000-002	WSB quick marking system; plain; for terminal block width 5 - 17.5 mm; 10 strips with 10 markers per card	5
209-501/000-005	WSB quick marking system; plain; for terminal block width 5 - 17.5 mm; 10 strips with 10 markers per card	5
209-501/000-006	WSB quick marking system; plain; for terminal block width 5 - 17.5 mm; 10 strips with 10 markers per card	5
209-501/000-007	WSB quick marking system; plain; for terminal block width 5 - 17.5 mm; 10 strips with 10 markers per card	5
209-501/000-012	WSB quick marking system; plain; for terminal block width 5 - 17.5 mm; 10 strips with 10 markers per card	5
209-501/000-017	WSB quick marking system; plain; for terminal block width 5 - 17.5 mm; 10 strips with 10 markers per card	5
209-501/000-023	WSB quick marking system; plain; for terminal block width 5 - 17.5 mm; 10 strips with 10 markers per card	5
209-501/000-024	WSB quick marking system; plain; for terminal block width 5 - 17.5 mm; 10 strips with 10 markers per card	5
210-612	WFB continuous marking strip; 1000 mm long; for self-marking; e.g., with fiber-tip pen	10
793-501	WMB Multi marking system; plain; for terminal block width 5 - 17.5 mm; 10 strips with 10 markers per card	5
793-501/000-002	WMB Multi marking system; plain; for terminal block width 5 - 17.5 mm; 10 strips with 10 markers per card	5
793-501/000-005	WMB Multi marking system; plain; for terminal block width 5 - 17.5 mm; 10 strips with 10 markers per card	5
793-501/000-006	WMB Multi marking system; plain; for terminal block width 5 - 17.5 mm; 10 strips with 10 markers per card	5
793-501/000-007	WMB Multi marking system; plain; for terminal block width 5 - 17.5 mm; 10 strips with 10 markers per card	5
793-501/000-012	WMB Multi marking system; plain; for terminal block width 5 - 17.5 mm; 10 strips with 10 markers per card	5
793-501/000-017	WMB Multi marking system; plain; for terminal block width 5 - 17.5 mm; 10 strips with 10 markers per card	5

Accessories

793-501/000-023	WMB Multi marking system; plain; for terminal block width 5 - 17.5 mm; 10 strips with 10 markers per card	5
793-501/000-024	WMB Multi marking system; plain; for terminal block width 5 - 17.5 mm; 10 strips with 10 markers per card	5
793-5501	WMB Multi marking system; plain; for terminal block width 5 - 17.5 mm; stretchable 5 - 5.2 mm; 10 strips with 10 markers per card	5
793-5501/000-002	WMB Multi marking system; plain; for terminal block width 5 - 17.5 mm; stretchable 5 - 5.2 mm; 10 strips with 10 markers per card	5
793-5501/000-005	WMB Multi marking system; plain; for terminal block width 5 - 17.5 mm; stretchable 5 - 5.2 mm; 10 strips with 10 markers per card	5
793-5501/000-006	WMB Multi marking system; plain; for terminal block width 5 - 17.5 mm; stretchable 5 - 5.2 mm; 10 strips with 10 markers per card	5
793-5501/000-007	WMB Multi marking system; plain; for terminal block width 5 - 17.5 mm; stretchable 5 - 5.2 mm; 10 strips with 10 markers per card	5
793-5501/000-012	WMB Multi marking system; plain; for terminal block width 5 - 17.5 mm; stretchable 5 - 5.2 mm; 10 strips with 10 markers per card	5
793-5501/000-017	WMB Multi marking system; plain; for terminal block width 5 - 17.5 mm; stretchable 5 - 5.2 mm; 10 strips with 10 markers per card	5
793-5501/000-023	WMB Multi marking system; plain; for terminal block width 5 - 17.5 mm; stretchable 5 - 5.2 mm; 10 strips with 10 markers per card	5
793-5501/000-024	WMB Multi marking system; plain; for terminal block width 5 - 17.5 mm; stretchable 5 - 5.2 mm; 10 strips with 10 markers per card	5

Protective warning marker

Item no.	Description	Pack. unit (Sub Pack)
281-415	Protective warning marker; with high-voltage symbol, black; for 5 terminal blocks	25

Accessories

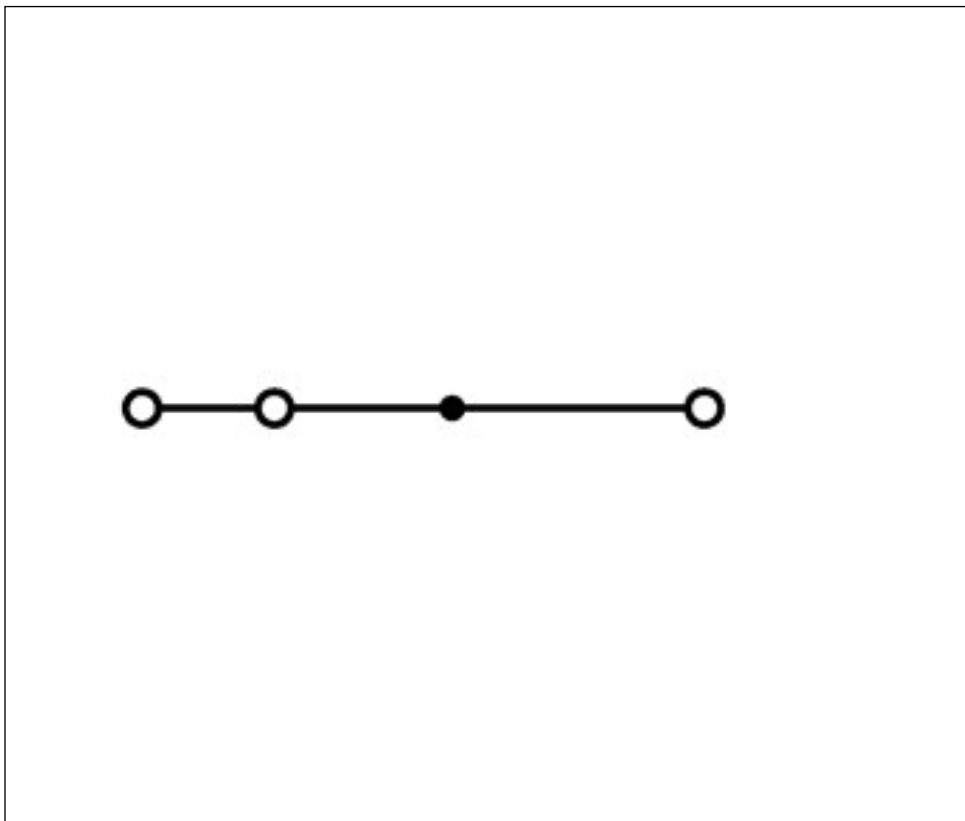

General accessory

Item no.	Description	Pack. unit (Sub Pack)
209-100	Collective carrier for adjacent jumpers; suitable for 279 to 284 Series adjacent jumpers, 215 Series banana plugs	25
209-106	Mounting carrier; for isolated mounting on DIN 35 rails	25
209-130	Operating tool; suitable for 264, 280 and 281 Series; 1-way; of insulating material	1
209-170	Test plug adapter; 8.3 mm wide; for test plug 4 mm Ø; suitable for 1.5 mm ² - 10 mm ² terminal blocks	25
209-196	Spare fixing/retaining screw; for cover	25
210-186	Stickers for operating instructions; for front-entry rail-mounted terminal blocks; 279 to 285 Series	100
210-549	Spare knurled nut; for cover	25
210-657	Operating tool with partially insulated shaft; blade (3.5 x 0.5) mm; short; suitable for 260, 261, 262, 264, 270, 280, 281, 869, 870 and 880 Series	1
210-658	Operating tool with partially insulated shaft; blade (3.5 x 0.5) mm; short; angled; particularly suitable for 280 Series actuator and sensor terminal blocks and also for Series 260, 261, 262, 264, 280, 281, 869, 870, 880, 2002,	1
210-720	Operating tool with partially insulated shaft; Type 2, blade (3.5 x 0.5) mm; suitable for 260, 261, 262, 264, 270, 280, 281, 290, 775, 776, 777, 769, 780, 781, 869, 870, 880, 2002, 2003, 2004, 2005 and 2022 Series	1
249-130	Syringe; Contents: 20 ml Alu-Plus contact paste	5
249-144	L-type test plug module; modular; with spring-loaded contact pin; center module	25
249-145	L-type end module; modular; with rigid contact pin; end module	25
249-146	L-type spacer module; modular; e.g., bridging commoned terminal blocks	25
249-147	B-type test plug module; modular; Module width 6 mm	25
249-148	B-type spacer module; modular; e.g., for bridging commoned terminal blocks; Module width 6 mm	25
280-404	Test plug adapter; 5 mm wide; for test plug 210-137 (2.3 mm Ø); suitable for 1.5 mm ² - 4 mm ² terminal blocks	25
280-432	Operating tool; of insulating material; 2-way	1
280-433	Operating tool; of insulating material; 3-way	1
281-407	Test plug; 6 mm wide; nominal current 24 A; for 0.08 mm ² - 2.5 mm ²	25
281-418	Test plug module; modular; suitable for all WAGO 281, 776, 777 and 781 series rail-mounted terminal blocks with jumper slots in the current bar; suitable for all WAGO 281, 776, 777 and 781 series rail-mounted terminal blocks with jumper slots in the curr	25

Accessories

281-419	Spacer module; modular; bridging commoned terminal blocks; Module width 6 mm	25
281-440	Operating tool; of insulating material; 5-way	1
709-153	Cover; type 1; suitable for cover carrier, type 1; 1 m long	10

Images & drawings



Address

WAGO Kontakttechnik GmbH & Co. KG

Hansastr. 27

32423 Minden

Telefon: 0571/887-0

Fax: 0571/887-169

<http://www.wago.com>

© WAGO Kontakttechnik GmbH & Co. KG

Technische Änderungen und Irrtümer vorbehalten.