


Data sheet | Item number: 857-152

Basic relay; Nominal input voltage: 24 VDC; 1 changeover contact; Limiting continuous current: 6 A; Module width: 5 mm; Module height: 15 mm

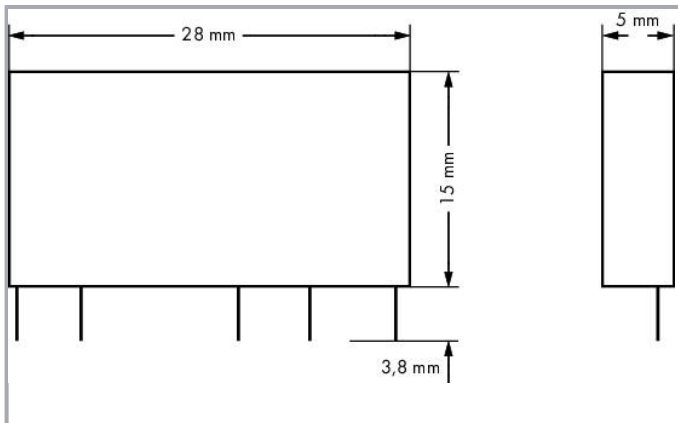
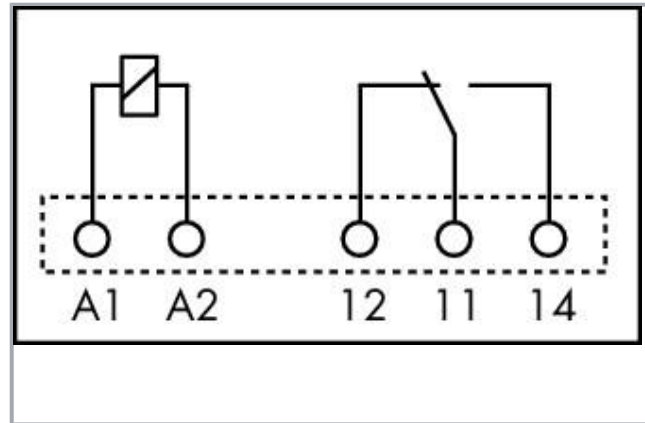


www.wago.com/857-152



Similar to picture

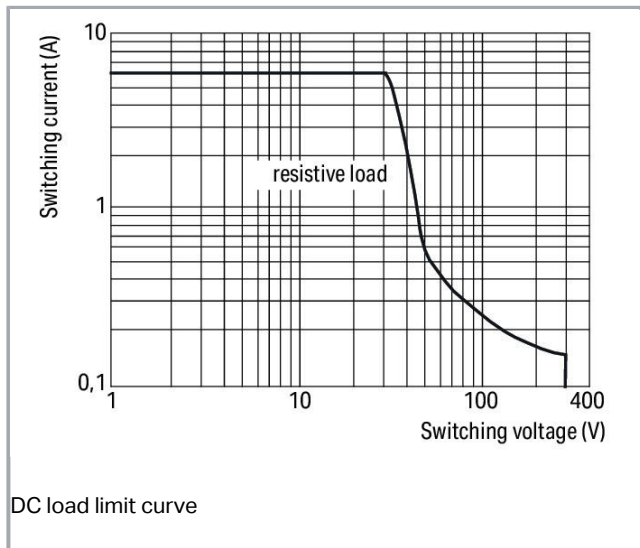
RoHS **Compliant** BOMcheck.net



Subject to changes.

WAGO Kontakttechnik GmbH & Co. KG
Hansastr. 27
32423 Minden
Phone: +49571 887-0 | Fax: +49571 887-169
Email: info.de@wago.com | Web: www.wago.com

Do you have any questions about our products?
We are always happy to take your call at +49 (571) 887-44222.



Item description

Note:

- The 60 VDC basic relay must be used for 60 VDC, 110 VDC, 220 VDC and 115 VAC/DC, 230 VAC/DC relay modules.
- Inductive loads have to be attenuated by an appropriate protective circuit in order to protect relay coils and contacts.
- In the case of gold-plated basic relays switching voltages of 30 VDC and currents of 50 mA should not be exceeded. Higher switching power eventually evaporates the gold layer. The resulting deposits in the housing may reduce the service life.

Data

Technical Data

Control circuit

Nominal input voltage U_N DC 24 V

Load circuit:

Number of changeover/switchover contacts	1
Contact material (relay)	AgSnO ₂
Limiting continuous current	6 A
Max. make current (resistive)	(AC) 20 A / 0.02 s
Max. switching voltage	AC 250 V
Max. switching power (resistive)	AC 1500 VA; DC see load limit curve
Switching capacity	AC-15: 3 A / AC 250 V; DC-13: 2 A / DC 24 V

Subject to changes.

WAGO Kontakttechnik GmbH & Co. KG
 Hansastr. 27
 32423 Minden
 Phone: +49571 887-0 | Fax: +49571 887-169
 Email: info.de@wago.com | Web: www.wago.com

Do you have any questions about our products?
 We are always happy to take your call at +49 (571) 887-44222.



Recommended minimum load	10 V / 10 mA; 24 V / 1 mA
Pull-in time (typ.)	8 ms
Drop-out time (typ.)	4 ms
Bounce time (typ)	3.5 ms
Electrical life (N.O.; resistive load; 23 °C)	50 x 10 ³ switching operations
Mechanical life	5 x 10 ⁶ switching operations
Max. switching load with load/without load	6 min ⁻¹ / 180 min ⁻¹

Safety and protection:

Dielectric strength, control/load circuit (AC, 1 min)	4 kVrms
Dielectric strength open contact (AC, 1 min)	1 kVrms
Protection class	IP20

Geometrical Data

Width	5 mm / 0.197 inch
Height from the surface	15 mm / 0.591 inch
Depth	28 mm / 1.09 inch

Mechanical data

Type of mounting	Pluggable module
------------------	------------------

Material Data

Weight	6.5 g
--------	-------

Environmental Requirements

Surrounding air (operating) temperature at U _N	-40 ... 85 °C
Surrounding air (storage) temperature	-40 ... 85 °C

Standards and specifications

Standards/specifications	EN 61810-1, EN 61373; VDE, UR
--------------------------	-------------------------------

Commercial data

Product Group	6 (Interface Electronics)
Packaging type	BOX

Subject to changes.


WAGO Kontakttechnik GmbH & Co. KG
 Hansastr. 27
 32423 Minden
 Phone: +49571 887-0 | Fax: +49571 887-169
 Email: info.de@wago.com | Web: www.wago.com

Do you have any questions about our products?
 We are always happy to take your call at +49 (571) 887-44222.

Country of origin	DE
GTIN	4045454550998
Customs Tariff No.	85364900990


Approvals / Certificates

UL-Approvals

Logo	Approval	Additional Approval Text	Certificate name
	UL Underwriters Laboratories Inc.	UL 508	E340707

Compatible products

General accessories

	Item no.: 857-104 Relay socket; Nominal input voltage: 24 V AC/DC; for 5 mm basic relays; Yellow status indicator	www.wago.com/857-104
--	--	--

Downloads

Documentation

Bid Text

857-152 X81 - Datei	Feb 19, 2019	xml 4.3 kB	Download
857-152 doc - Datei	Nov 29, 2018	doc 27.1 kB	Download

Additional Information

Disposal; Electrical and electronic equipment, Packaging	V 1.0.0	pdf 265.8 kB	Download
--	---------	-----------------	----------

CAD/CAE-Data


CAE data

EPLAN Data Portal 857-152	Download
---------------------------	----------

Subject to changes.

Installation Notes

Assembly



Operation of the relay ejector

Subject to changes.