



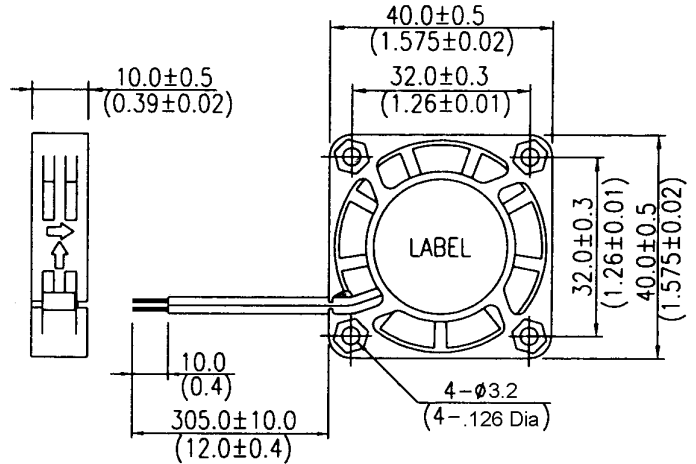
**USTF4010 Series**

**Size:** 1.58 in sq. x 0.39 in. thk  
(40mm sq. x 10mm thk.)

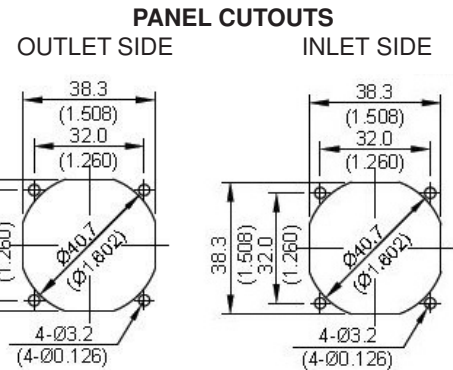
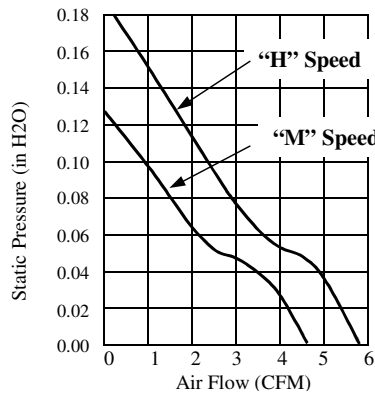
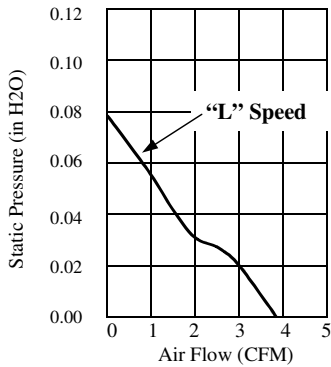
**Airflow:** 3.6 - 5.7 CFM

**Acoustical Noise:** 25 - 35 dB (A)

- MATERIAL:** Frame - Black PBT (UL 94V-0)  
Bearings - Ball  
Impeller - Black PBT (UL 94V-0)
- WEIGHT:** 0.7 oz. (20g)
- TERMINATION:** Lead Wires (UL 1061, AWG24 or equivalent)
- OPERATION TEMPERATURE:** -10° to +70° C
- INSULATION RESISTANCE:** 10 megohms min @ 500 VDC
- DIELECTRIC STRENGTH:** 500 VAC for 1 min.
- INSULATION:** Class A
- SAFETY:** Impedance & Polarity Protected
- SAFETY APPROVALS:** UL, CSA & CE
- OPERATING VOLTAGE:** 5 VCD (4.5 TO 5.5) 12 VDC (9.5 to 13.8)



**PERFORMANCE CURVES:** (Obtained with test chamber and methods in accordance with AMCA Std. 210-74)



**SPECIFICATIONS:** (All values are typical)

\*Amps values shown are typical running. Fan labels show higher max values

PART NUMBER	VOLTS	WATTS	AMPS*	RPM	NOISE dB (A) @ 1M	CFM
USTF401005MW	5VDC	0.40	0.08	5500	28.0	4.6
USTF401005LW	5VDC	0.30	0.06	4400	25.0	3.9
USTF401012HW	12VDC	1.08	0.09	6600	35.0	5.7
USTF401012MW	12VDC	0.84	0.07	5500	28.0	4.6
USTF401012LW	12VDC	0.60	0.05	4400	25.0	3.9

MODELS AVAILABLE ON REQUEST:

Failure Detector - rotation sensing - Add Suffix "SR" to part number  
Speed Controller - tach output - Add Suffix "SF" to part number