



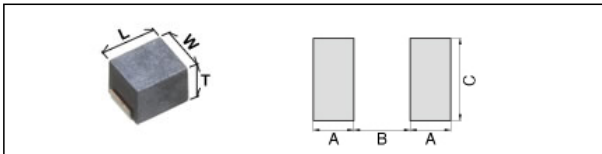


NLV32T-180J-PF

Applications		Commercial Grade
Feature		Wire Wound
		No Directivity
		Ferrite Core
Series	NLV-PF Series / NLV32-PF Type	
Status	Production	



Size	
Length(L)	3.20mm +/-0.20mm
Width(W)	2.50mm +/-0.20mm
Thickness(T)	2.20mm +/-0.20mm
Recommended Land Pattern (A)	1.20mm Nom.
Recommended Land Pattern (B)	2.00mm Nom.
Recommended Land Pattern (C)	2.00mm Nom.

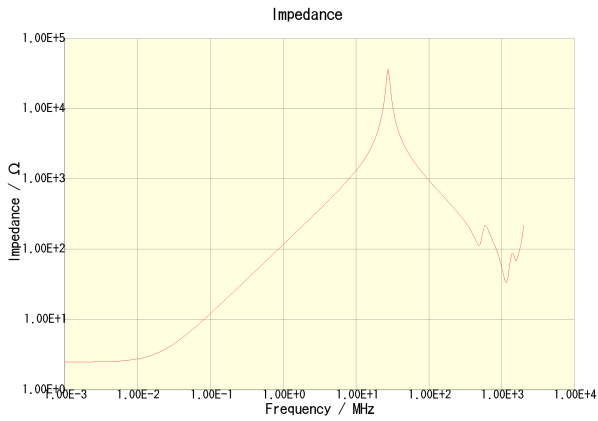
Electrical Characteristics	
Inductance	18uH +/-5% at 2.52MHz
Rated Current	120mA
Self-Resonant Frequency [Min.]	20MHz
Q [Min.]	30 at 2.52MHz
DC Resistance [Max.]	3.3Ω

Other	
Operating Temp. Range (Including Self-Temp. Rise)	-40 to 105degC
Soldering Method	Flow, Reflow, Iron Soldering
AEC Q200	No
Packing	Blister (Plastic)Taping [180mm Reel]
Package Quantity	2000Pcs Min.
Weight	0.05g

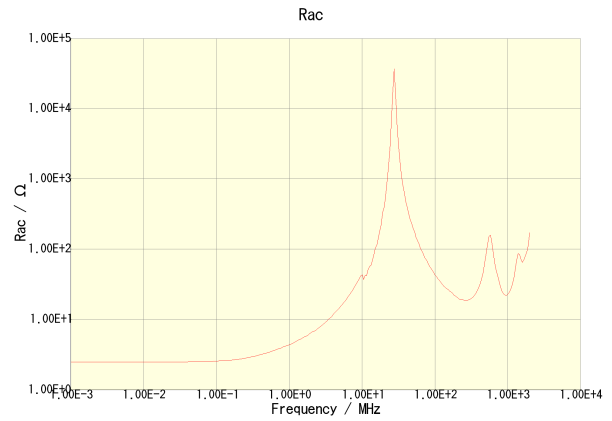
•This PDF document was created based on the data listed on the TDK Corporation website.
 •All specifications are subject to change without notice.

NLV32T-180J-PF

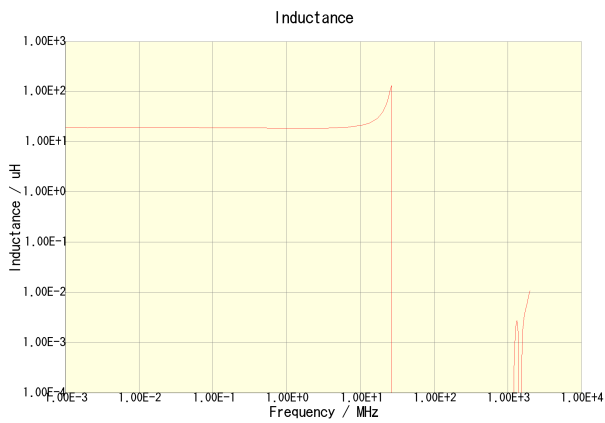
Characteristic Graphs (This is reference data, and does not guarantee the product's characteristics.)



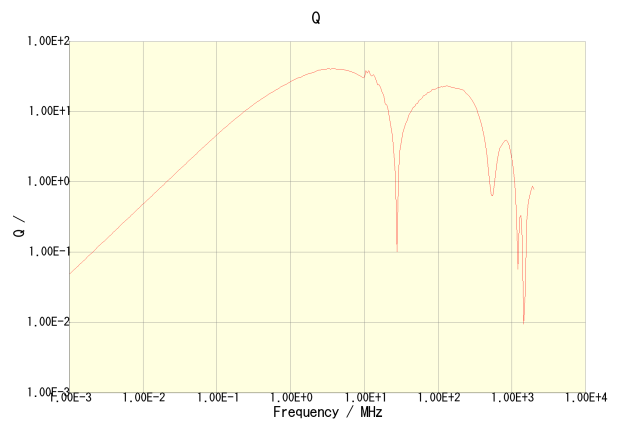
NLV32T-180J-PF



NLV32T-180J-PF



NLV32T-180J-PF

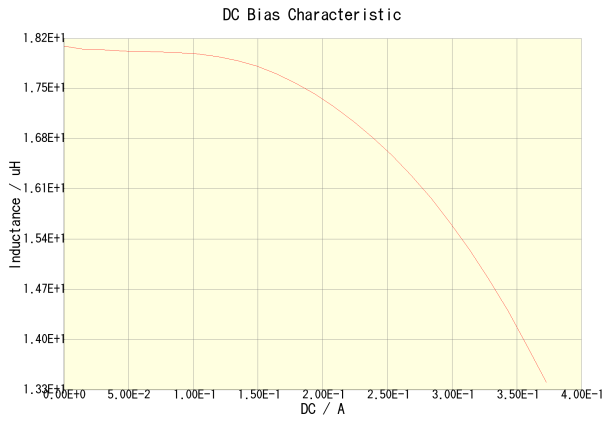


NLV32T-180J-PF

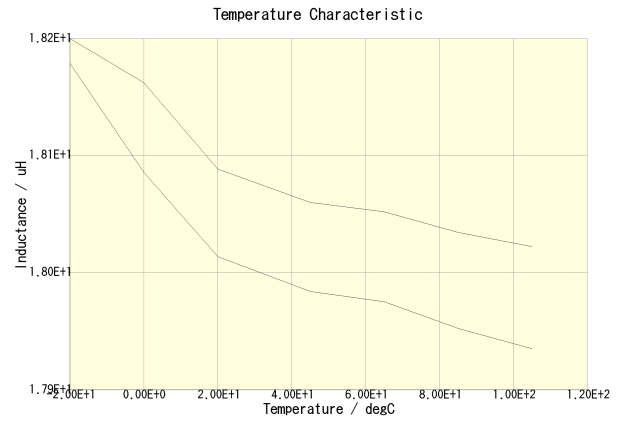
- This PDF document was created based on the data listed on the TDK Corporation website.
- All specifications are subject to change without notice.

NLV32T-180J-PF

Characteristic Graphs (This is reference data, and does not guarantee the product's characteristics.)



NLV32T-180J-PF(Amb. Temp. = 20degc)



NLV32T-180J-PF(DC = 0A)

NLV32T-180J-PF(DC = 0.06A)

Temperature Rise by DC	
no data available	

•This PDF document was created based on the data listed on the TDK Corporation website.
 •All specifications are subject to change without notice.