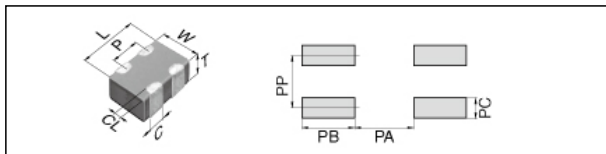


CKCM25C0G1H101K060AA TDK item description : CKCM25C0G1H101KT****)

Applications  Commercial Grade

Feature  2 in 1 Array

Series CKCM25



Size	
Length(L)	1.37mm +/-0.15mm
Width(W)	1.00mm +/-0.15mm
Thickness(T)	0.60mm +/-0.10mm
Terminal Width(C)	0.36mm Min.
Terminal Spacing(P)	0.64mm Min.
Recommended Land Pattern(PA)	0.45 to 0.55mm
Recommended Land Pattern(PB)	0.45 to 0.55mm
Recommended Land Pattern(PC)	0.31 to 0.41mm
Recommended Land Pattern(PP)	0.59 to 0.69mm

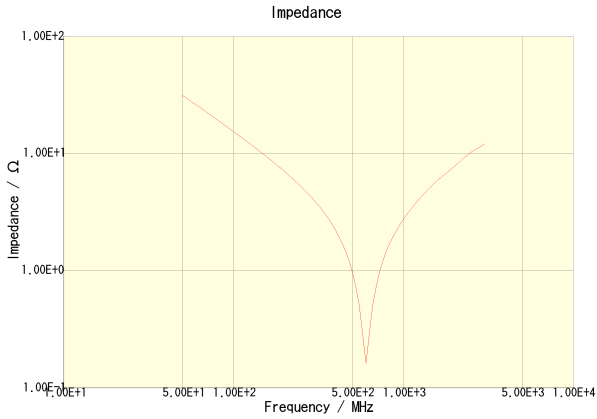
Electrical Characteristics	
Capacitance	100pF +/-10%
Rated Voltage	50Vdc
Temperature Characteristic	C0G(0+/-30ppm/degC)
Q	1000 Min.
Insulation Resistance	10000MΩ Min.

Other	
Soldering Method	Reflow
AEC Q200	No
Packing	Punched (Paper)Taping [180mm Reel]
Package Quantity	4000Pcs Min.

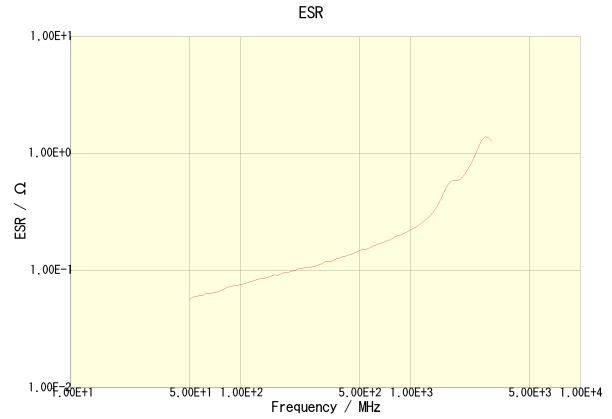
•This PDF document was created based on the data listed on the TDK Corporation website.
 •All specifications are subject to change without notice.

CKCM25C0G1H101K060AA

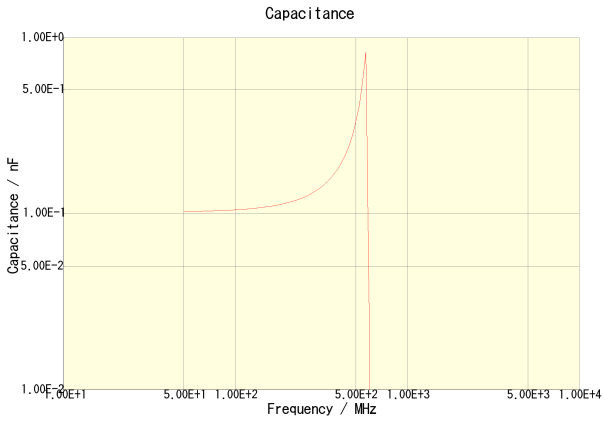
Characteristic Graphs (This is reference data, and does not guarantee the product's characteristics.)



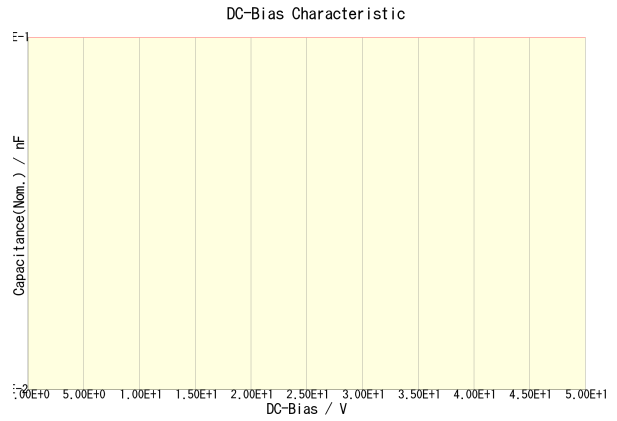
CKCM25C0G1H101K060AA



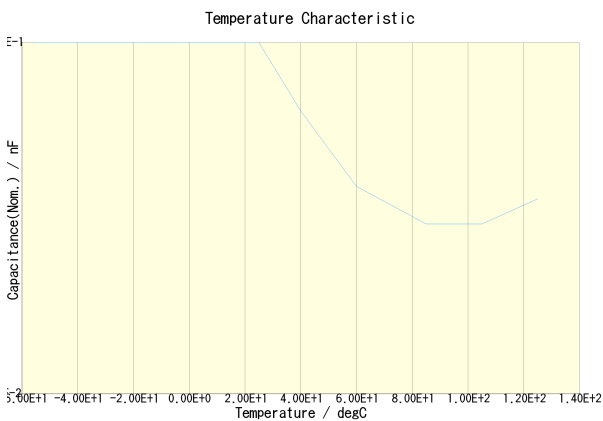
CKCM25C0G1H101K060AA



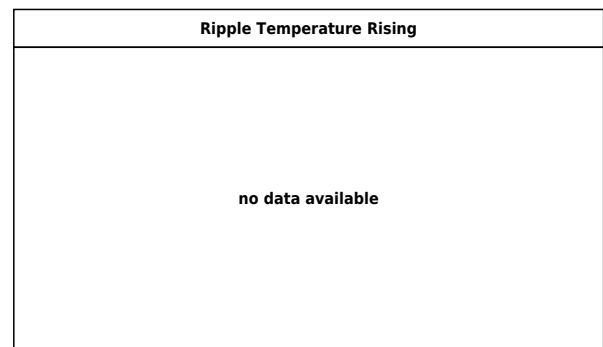
CKCM25C0G1H101K060AA



CKCM25C0G1H101K060AA



CKCM25C0G1H101K060AA(DC Bias = 0V) CKCM25C0G1H101K060AA(DC Bias = 25V)



•This PDF document was created based on the data listed on the TDK Corporation website.
 •All specifications are subject to change without notice.