

IEC Appliance Inlet C14 or C18, Screw-on Mounting, Rear Side, PCB terminals



See below:

[Approvals and Compliances](#)

Description

- Panel mount , Screw-on mounting from rear-side
- 1 Function : Appliance Inlet , Pin temperature 70 °C , protection class I or II
- For PCB mounting

Other versions on request

- Ground terminal with quick-connect terminal 6,3 x 0,8 mm
- With solder terminals
- Variant with notch for V-Lock mating Cordsets

Weblinks

[pdf data sheet](#), [html datasheet](#), [General Product Information](#), [Distributor-Stock-Check](#), [Accessories](#), [Detailed request for product](#), [Landing Page](#)

Newly available variants corresponding to V-Lock mating cordset. The connector is equipped with a notch intended for use with the latching cordset. The cord latching system prevents against accidental removal of the cordset.

Technical Data

Ratings IEC	10A / 250VAC; 50Hz	appliance inlet/-outlet	C14 / C18 acc. to IEC 60320-1, UL 60320-1, CSA C22.2 no. 60320-1 (for cold conditions) pin-temperature 70 °C, 10A, Protection Class I or II
Ratings UL/CSA	15A / 250VAC; 60Hz		
Dielectric Strength	> 3 kVAC between L-N > 3 kVAC between L/N-PE (1 min/50Hz)		
Allowable Operation Temperature	-25 °C to 70 °C		
IP-Protection	from front side IP40 acc. to IEC 60529		
Protection against electric shock	Suitable for appliances with protection class I or II acc. to IEC 61140		
Terminal	For PCB mounting : Ground terminal: Quick connect terminals 4.8 x 0.8 mm angled or straight Solder terminal on request		
Panel Thickness S	Screw: max 3 mm Mounting screw torque max 0.5 Nm		
Material: Housing	Thermoplastic, black, UL 94V-0		

Approvals and Compliances

Detailed information on product approvals, code requirements, usage instructions and detailed test conditions can be looked up in [Details about Approvals](#)

SCHURTER products are designed for use in industrial environments. They have approvals from independent testing bodies according to national and international standards. Products with specific characteristics and requirements such as required in the automotive sector according to IATF 16949, medical technology according to ISO 13485 or in the aerospace industry can be offered exclusively with customer-specific, individual agreements by SCHURTER.

Approvals

The approval mark is used by the testing authorities to certify compliance with the safety requirements placed on electronic products.

Approval Reference Type: GSP1

Approval Logo	Certificates	Certification Body	Description
	VDE Approvals	VDE	Certificate Number: 40012767
	UL Approvals	UL	UL File Number: E96454
	CCC Approvals	CCC	CCC Certificate Number: 2006010204183838


Product standards

Product standards that are referenced

Organization	Design	Standard	Description
	Designed according to	IEC 60320-1	Appliance couplers for household and similar general purposes
	Designed according to	UL 60320-1	Standard for Attachment Plugs and Receptacles
	Designed according to	CSA C22.2 no. 60320-1	General Use Receptacles, Attachment Plugs, and Similar Wiring Devices






Application standards

Application standards where the product can be used

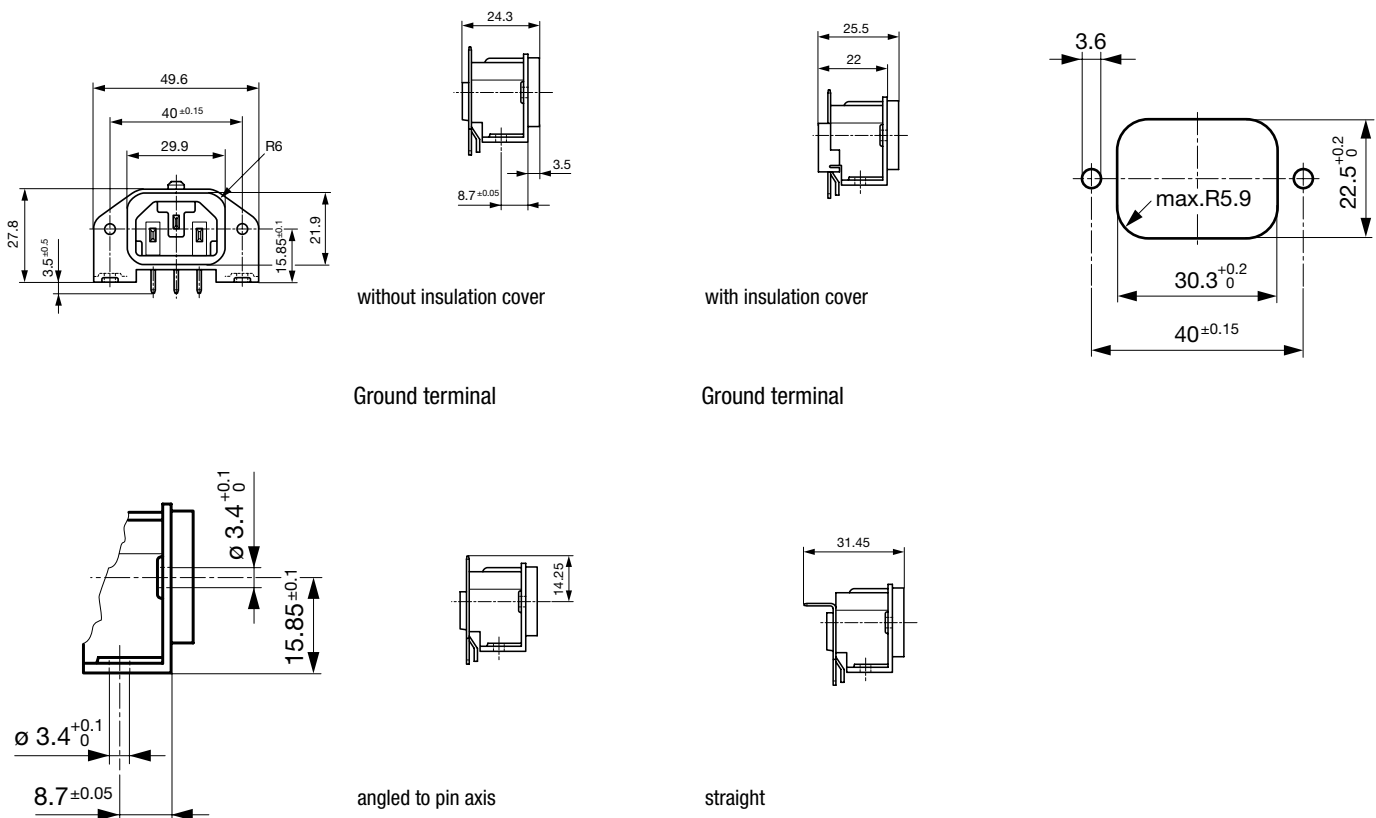
Organization	Design	Standard	Description
	Designed for applications acc.	IEC/UL 60950	IEC 60950-1 includes the basic requirements for the safety of information technology equipment.

Compliances

The product complies with following Guide Lines

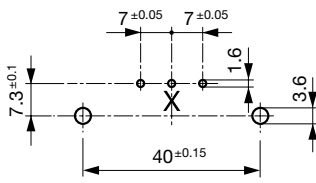
Identification	Details	Initiator	Description
	CE declaration of conformity	SCHURTER AG	The CE marking declares that the product complies with the applicable requirements laid down in the harmonisation of Community legislation on its affixing in accordance with EU Regulation 765/2008.
	RoHS	SCHURTER AG	Directive RoHS 2011/65/EU, Amendment (EU) 2015/863
	China RoHS	SCHURTER AG	The law SJ / T 11363-2006 (China RoHS) has been in force since 1 March 2007. It is similar to the EU directive RoHS.
	REACH	SCHURTER AG	On 1 June 2007, Regulation (EC) No 1907/2006 on the Registration, Evaluation, Authorization and Restriction of Chemicals 1 (abbreviated as "REACH") entered into force.
	Landing Page V-Lock	SCHURTER AG	V-Lock system are based on a matching plug-dose combination. The connector is equipped with a notch intended for use with the latching cordset. The cord latching system prevents against accidental removal of the cordset.

Dimensions [mm]



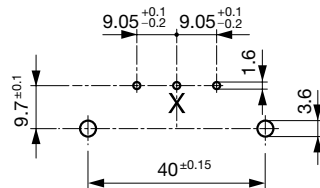
Drilling diagrams

Variants GSP1.9xxx



X deleted for protection class II

Variants GSP1.8xxx



X deleted for protection class II

All Variants

Protection Class	PCB terminal spacing	Mounting flange with	Ground terminal 4.8 x 0.8 mm	Cover	Order Number
I	7/7.3	PCB side through holes, panel side pre-inserted nuts	straight	●	GSP1.9413.1
I	7/7.3	holes for screws M3	angled to pin axis		GSP1.9101.1
I	7/7.3	holes for screws M3	straight		GSP1.9103.1
I	7/7.3	holes for screws M3	straight	●	GSP1.9113.1
I	7/7.3	holes for self-tapping screws 3mm, 4 screws enclosed	straight		GSP1.9503.1
I	7/7.3	pre-inserted nuts M3, 4 pcs.	straight		GSP1.9203.1
I	7/7.3	pre-inserted nuts M3, 4 pcs.	straight		GSP1.9203.121
I	9.05/9.7	PCB side through holes, panel side pre-inserted nuts	angled to pin axis		GSP1.8401.1
I	9.05/9.7	holes for screws M3	angled to pin axis		GSP1.8101.1
I	9.05/9.7	holes for screws M3	angled to pin axis	●	GSP1.8111.1
I	9.05/9.7	holes for screws M3	straight		GSP1.8103.1
I	9.05/9.7	holes for self-tapping screws 3mm, 2 screws enclosed	angled to pin axis		GSP1.8601.1
I	9.05/9.7	holes for self-tapping screws 3mm, 2 screws enclosed	straight	●	GSP1.8613.1
I	9.05/9.7	holes for self-tapping screws 3mm, 4 screws enclosed	angled to pin axis		GSP1.8501.1
I	9.05/9.7	holes for self-tapping screws 3mm, without screws	angled to pin axis		GSP1.8701.1
I	9.05/9.7	pre-inserted nuts M3, 4 pcs.	angled to pin axis		GSP1.8201.1
I	9.05/9.7	pre-inserted nuts M3, 4 pcs.	angled to pin axis	●	GSP1.8211.1
I	9.05/9.7	pre-inserted nuts M3, 4 pcs.	straight		GSP1.8203.1
II	7/7.3	holes for screws M3	-		GSP1.9100.1
II	7/7.3	holes for screws M3	-	●	GSP1.9110.1
II	7/7.3	holes for self-tapping screws 3mm, 4 screws enclosed	-		GSP1.9500.1
II	7/7.3	pre-inserted nuts M3, 4 pcs.	-		GSP1.9200.1
II	9.05/9.7	holes for screws M3	-		GSP1.8100.1
II	9.05/9.7	holes for screws M3	-	●	GSP1.8110.1
II	9.05/9.7	holes for self-tapping screws 3mm, 4 screws enclosed	-		GSP1.8500.1
II	9.05/9.7	pre-inserted nuts M3, 4 pcs.	-		GSP1.8200.1

Most Popular.

Availability for all products can be searched real-time: <https://www.schurter.com/en/Stock-Check/Stock-Check-SCHURTER>

Suffix "21" corresponds to the version with V-Lock mating cordset. The connector is equipped with a notch intended for use with the latching cordset. The cord latching system prevents against accidental removal of the cordset.

Packaging unit 50 Pcs

Mating Outlets/Connectors

Category / Description

[Connector Overview complete](#)



4022 Mounting: Power Supply Cord, 3 x 1.5 mm ² , Screw clamps, Connector: IEC C13	4022
4782 Mounting: Power Cord, 3 x 1 mm ² / 3 x 18 AWG, Cable, Connector: IEC C13	4782
4012 Mounting: Power Supply Cord, 3 x 1 mm ² , Screw clamps, Connector: IEC C13	4012
4785 Mounting: Power Cord, 3 x 1 mm ² / 3 x 18 AWG, Cable, Connector: IEC C13	4785
4300-06 Mounting: Power Cord, 3 x 1 mm ² / 3 x 18 AWG, Cable, Connector: IEC C13	4300-06
Connector further types to GSP1	...

[Interconnection Cord Overview complete](#)



Cord Sets 10 A, Interconnection, 2.0 m, IEC H05VV-F3G1.0, black	6007.0204
Cord Sets 10 A, Interconnection, 1.0 m, Connector IEC C13, H05VV-F3G1.0, black	6007.0212
Cord Sets 10 A, Interconnection, 2.0 m, Connector IEC C13, H05VV-F3G1.0, black	6007.0214
Interconnection Cord further types to GSP1	...

[Power Supply Cord Overview complete](#)



Cord Sets 10 A, Europlug, 2.5 m, Connector IEC C13, H05VV-F3G1.0, black	6004.0215
Cord Sets 10 A, Europlug, 2.5 m, Connector IEC C13, H05VV-F3G1.0, black	6003.0215
Cord Sets 10 A, uninsulated wires, 2.0 m, Connector IEC C13, H05VV-F3G1.0, black	6000.0224
Cord Sets 10 A, uninsulated wires, 2.0 m, Connector IEC C13, H05VV-F3G1.0, black	6000.0214
Cord Sets 10 A, United Kingdom, 2.5 m, Connector IEC C13, H05VV-F3G1.0, black	6044.0215
Power Supply Cord further types to GSP1	...

[Power Supply or Interconnection Cord Overview complete](#)



Cord Sets 10 A, United Kingdom, 2.0 m, Connector IEC H05VV-F3G1.0, black	6044.0204
Power Supply or Interconnection Cord further types to GSP1	...

Mating Outlets/Connectors shuttered

[Power Cord Overview complete](#)



VAC13KS, Overview, V-Lock cord retaining, diverse Connector IEC C13, diverse, black	VAC13KS
VAC17KS, V-Lock cord retaining, diverse m, Connector IEC C17, diverse, black / grey / white	VAC17KS
Power Cord further types to GSP1	...