


Polyester Film/Foil Capacitors Sleeved, Miniature, Axial Lead



FEATURES

- Axial lead, designed for automatic insertion
- Non-inductively wound, extended foil construction
- Lead wire has metal end cap for connection to extended foil
- Moisture resistant
- Encased in an orange heat shrinkable polyolefin sleeve
- Available tape and reeled to EIA specifications for automatic insertion

PERFORMANCE CHARACTERISTICS

Operating Temperature: - 55°C to + 85°C.

Capacitance Range: 0.0001μF to 0.39μF.

Capacitance Tolerance: ± 20%, ± 10%, ± 5%.
Other tolerances available upon request.

DC Voltage Rating: 80 WVDC to 600 WVDC.

Voltage Derating: At + 105°C: 70% of + 85°C rating.
At + 125°C: 50% of + 85°C rating.

Dissipation Factor: 1.0% maximum.

Voltage Test: 200% of rated voltage for 1 minute.

Insulation Resistance:

- At + 25°C: 100,000 Megohm minimum.
- At + 85°C: 15,000 Megohm minimum.
- At + 105°C: 2000 Megohm minimum.
- At + 125°C: 200 Megohm minimum.

PHYSICAL CHARACTERISTICS

Lead Pull: 5 pounds (2.3 kilograms) for 1 minute.
No physical damage.

Lead Bend: After three complete consecutive bends,
no damage.

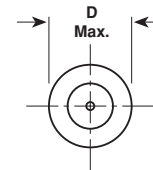
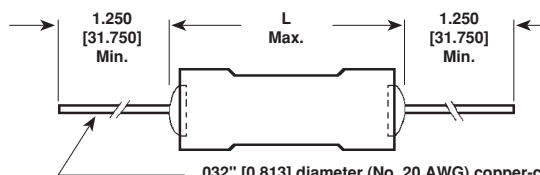
Marking: Sprague® trademark, Type 192P, voltage,
capacitance, tolerance and date code.

ENVIRONMENTAL CHARACTERISTICS

DC Life Test: 150% of rated voltage for 250 hours @ + 85°C.
No open or short circuits. No visible damage.
Maximum Δ CAP ± 10%, maximum.
Minimum Δ IR 50% of initial limit, minimum.
Maximum Δ DF 1.0%.

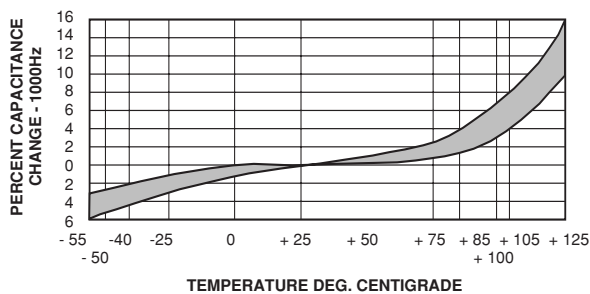
Humidity Test: 95% relative humidity @ + 40°C for 500
hours. No visible damage.
Minimum IR = 50% of initial limit.

DIMENSIONS in inches [millimeters]

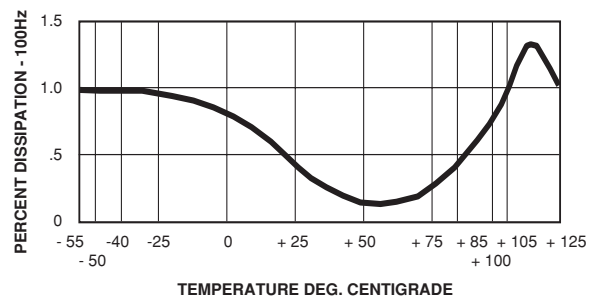


.032" [0.813] diameter (No. 20 AWG) copper-clad steel leads
except that .025" [.635] diameter (No. 22 AWG) leads will be
supplied on .153" [3.886] and .185" [4.699] diameter units.

CAPACITANCE CHANGE



DISSIPATION





STANDARD RATINGS in inches [millimeters]				
CAPACITANCE (μ F)	PART NUMBER	D	SIZE	
80 VDC/55 VAC**				
			L	
0.0022	192P222X9080	0.153 [3.886]	0.437 [11.100]	
0.0027	192P272X9080	0.153 [3.886]	0.437 [11.100]	
0.0033	192P332X9080	0.153 [3.886]	0.437 [11.100]	
0.0039	192P392X9080	0.153 [3.886]	0.437 [11.100]	
0.0047	192P472X9080	0.153 [3.886]	0.437 [11.100]	
0.0056	192P562X9080	0.185 [4.699]	0.500 [12.700]	
0.0068	192P682X9080	0.185 [4.699]	0.500 [12.700]	
0.0082	192P822X9080	0.185 [4.699]	0.500 [12.700]	
0.01	192P103X9080*	0.185 [4.699]	0.500 [12.700]	
0.012	192P123X9080	0.185 [4.699]	0.562 [14.275]	
0.015	192P153X9080	0.185 [4.699]	0.562 [14.275]	
0.018	192P183X9080	0.185 [4.699]	0.625 [15.875]	
0.022	192P223X9080*	0.185 [4.699]	0.625 [15.875]	
0.027	192P273X9080	0.229 [5.817]	0.562 [14.275]	
0.033	192P333X9080	0.229 [5.817]	0.562 [14.275]	
0.039	192P393X9080	0.229 [5.817]	0.687 [17.450]	
0.047	192P473X9080*	0.229 [5.817]	0.687 [17.450]	
0.056	192P563X9080	0.250 [6.350]	0.687 [17.450]	
0.068	192P683X9080	0.250 [6.350]	0.687 [17.450]	
0.082	192P823X9080	0.315 [8.00]	0.645 [16.383]	
0.10	192P104X9080*	0.315 [8.00]	0.645 [16.383]	
0.12	192P124X9080	0.315 [8.00]	0.770 [19.558]	
0.15	192P154X9080	0.315 [8.00]	0.770 [19.558]	
0.18	192P184X9080	0.343 [8.712]	0.770 [19.558]	
0.22	192P224X9080	0.343 [8.712]	0.770 [19.558]	
0.27	192P274X9080	0.343 [8.712]	1.020 [25.908]	
0.33	192P334X9080	0.343 [8.712]	1.332 [33.833]	
0.39	192P394X9080	0.343 [8.712]	1.332 [33.833]	
200 VDC/140 VAC**				
0.00010	192P101X9200	0.153 [3.886]	0.437 [11.100]	
0.00012	192P121X9200	0.153 [3.886]	0.437 [11.100]	
0.00015	192P151X9200	0.153 [3.886]	0.437 [11.100]	
0.00018	192P181X9200	0.153 [3.886]	0.437 [11.100]	
0.00022	192P221X9200	0.153 [3.886]	0.437 [11.100]	
0.00027	192P271X9200	0.153 [3.886]	0.437 [11.100]	
0.00033	192P331X9200	0.153 [3.886]	0.437 [11.100]	
0.00039	192P391X9200	0.153 [3.886]	0.437 [11.100]	
0.00047	192P471X9200	0.153 [3.886]	0.437 [11.100]	
0.00056	192P561X9200	0.153 [3.886]	0.437 [11.100]	
0.00068	192P681X9200	0.153 [3.886]	0.437 [11.100]	
0.00082	192P821X9200	0.153 [3.886]	0.437 [11.100]	
0.001	192P102X9200	0.153 [3.886]	0.437 [11.100]	
0.0012	192P122X9200	0.153 [3.886]	0.437 [11.100]	
0.0015	192P152X9200	0.153 [3.886]	0.437 [11.100]	
0.0018	192P182X9200	0.185 [4.699]	0.437 [11.100]	
0.0022	192P222X9200	0.185 [4.699]	0.437 [11.100]	
0.0027	192P272X9200	0.185 [4.699]	0.437 [11.100]	
0.0033	192P332X9200	0.185 [4.699]	0.437 [11.100]	
0.0039	192P392X9200	0.185 [4.699]	0.562 [14.275]	
0.0047	192P472X9200	0.185 [4.699]	0.562 [14.275]	
0.0056	192P562X9200	0.185 [4.699]	0.562 [14.275]	
0.0068	192P682X9200	0.185 [4.699]	0.562 [14.275]	
0.0082	192P822X9200	0.185 [4.699]	0.625 [15.875]	
0.01	192P103X9200	0.185 [4.699]	0.625 [15.875]	

Note: Shaded Part Numbers shown above are standard stock items available through the Vishay/Sprague® Distribution Network. Packaging for these items is bulk, however tape and reel packaging is readily available on special order. Also, any non-standard Part Number may always be ordered as a special. In addition, the four Part Numbers indicated by a * when ordered with a \pm 5% capacitance tolerance (i.e. Part Number 192P103X5080) are also standard stock items.

**60Hz rms.

Pacer® is a registered trademark of Sprague®.



STANDARD RATINGS in inches [millimeters]				
CAPACITANCE (μ F)	PART NUMBER	SIZE		
		D	L	
200 VDC/140 VAC**				
0.012	192P123X9200	0.229 [5.817]	0.562 [14.275]	
0.015	192P153X9200	0.229 [5.817]	0.562 [14.275]	
0.018	192P183X9200	0.229 [5.817]	0.687 [17.450]	
0.022	192P223X9200	0.229 [5.817]	0.687 [17.450]	
0.027	192P273X9200	0.250 [6.350]	0.687 [17.450]	
0.033	192P333X9200	0.250 [6.350]	0.687 [17.450]	
0.039	192P393X9200	0.315 [8.00]	0.645 [16.383]	
0.047	192P473X9200	0.315 [8.00]	0.645 [16.383]	
0.056	192P563X9200	0.315 [8.00]	0.770 [19.558]	
0.068	192P683X9200	0.315 [8.00]	0.770 [19.558]	
0.082	192P823X9200	0.343 [8.712]	0.770 [19.558]	
0.10	192P104X9200	0.343 [8.712]	0.770 [19.558]	
0.12	192P124X9200	0.343 [8.712]	1.020 [25.908]	
0.15	192P154X9200	0.343 [8.712]	1.020 [25.908]	
0.18	192P184X9200	0.343 [8.712]	1.332 [33.833]	
0.22	192P224X9200		1.332 [33.833]	
400 VDC/200 VAC**				
0.00047	192P471X9400	0.185 [4.699]	0.500 [12.700]	
0.00056	192P561X9400	0.185 [4.699]	0.500 [12.700]	
0.00068	192P681X9400	0.185 [4.699]	0.500 [12.700]	
0.00082	192P821X9400	0.185 [4.699]	0.500 [12.700]	
0.001	192P102X9400	0.185 [4.699]	0.500 [12.700]	
0.0012	192P122X9400	0.185 [4.699]	0.500 [12.700]	
0.0015	192P152X9400	0.185 [4.699]	0.500 [12.700]	
0.0018	192P182X9400	0.185 [4.699]	0.562 [14.275]	
0.0022	192P222X9400	0.185 [4.699]	0.562 [14.275]	
0.0027	192P272X9400	0.229 [5.817]	0.562 [14.275]	
0.0033	192P332X9400	0.229 [5.817]	0.562 [14.275]	
0.0039	192P392X9400	0.229 [5.817]	0.562 [14.275]	
0.0047	192P472X9400	0.229 [5.817]	0.562 [14.275]	
0.0056	192P562X9400	0.250 [6.350]	0.687 [17.450]	
0.0068	192P682X9400	0.250 [6.350]	0.687 [17.450]	
0.0082	192P822X9400	0.250 [6.350]	0.687 [17.450]	
0.01	192P103X9400	0.250 [6.350]	0.687 [17.450]	
0.012	192P123X9400	0.315 [8.00]	0.645 [16.383]	
0.015	192P153X9400	0.315 [8.00]	0.645 [16.383]	
0.018	192P183X9400	0.315 [8.00]	0.770 [19.558]	
0.022	192P223X9400	0.315 [8.00]	0.770 [19.558]	
0.027	192P273X9400	0.343 [8.712]	0.770 [19.558]	
0.033	192P333X9400	0.343 [8.712]	0.770 [19.558]	
0.039	192P393X9400	0.343 [8.712]	1.020 [25.908]	
0.047	192P473X9400	0.343 [8.712]	1.020 [25.908]	
0.056	192P563X9400	0.343 [8.712]	1.332 [33.833]	
0.068	192P683X9400	0.343 [8.712]	1.332 [33.833]	
600 VDC/200 VAC*				
0.00047	192P471X9600	0.185 [4.699]	0.562 [14.275]	
0.00056	192P561X9600	0.185 [4.699]	0.562 [14.275]	
0.00068	192P681X9600	0.185 [4.699]	0.562 [14.275]	
0.00082	192P821X9600	0.185 [4.699]	0.625 [15.875]	
0.001	192P102X9600	0.185 [4.699]	0.625 [15.875]	
0.0012	192P122X9600	0.229 [5.817]	0.562 [14.275]	
0.0015	192P152X9600	0.229 [5.817]	0.562 [14.275]	
0.0018	192P182X9600	0.229 [5.817]	0.687 [17.450]	
0.0022	192P222X9600	0.229 [5.817]	0.687 [17.450]	

Note: Shaded Part Numbers shown above are standard stock items available through the Vishay/Sprague® Distribution Network. Packaging for these items is bulk, however tape and reel packaging is readily available on special order. Also, any non-standard Part Number may always be ordered as a special.

**60Hz rms.



STANDARD RATINGS in inches [millimeters]				
CAPACITANCE (μ F)	PART NUMBER	SIZE		
		D		L
600 VDC/200 VAC*				
0.0027	192P272X9600	0.250 [6.350]		0.687 [17.450]
0.0033	192P332X9600	0.250 [6.350]		0.687 [17.450]
0.0039	192P392X9600	0.315 [8.00]		0.770 [19.558]
0.0047	192P472X9600	0.315 [8.00]		0.770 [19.558]
0.0056	192P562X9600	0.315 [8.00]		0.770 [19.558]
0.0068	192P682X9600	0.315 [8.00]		0.770 [19.558]
0.0082	192P822X9600	0.343 [8.712]		0.770 [19.558]
0.01	192P103X9600	0.343 [8.712]		0.770 [19.558]
0.012	192P123X9600	0.343 [8.712]		1.020 [25.908]
0.015	192P153X9600	0.343 [8.712]		1.020 [25.908]
0.018	192P183X9600	0.343 [8.712]		1.020 [25.908]
0.022	192P223X9600	0.343 [8.712]		1.020 [25.908]
0.027	192P273X9600	0.343 [8.712]		1.332 [33.833]
0.033	192P333X9600	0.343 [8.712]		1.332 [33.833]

* 60Hz rms.

STANDARD MARKING FORMAT		
SAMPLE MARKING	DESCRIPTION	TOLERANCE CODES PER EIA STANDARDS

ORDERING INFORMATION				
192P TYPE	222 CAPACITANCE	X9 CAPACITANCE TOLERANCE	200 DC VOLTAGE RATING	T* XXXX

PACKAGING in inches [millimeters]		
IF THE "D" DIMENSION IS:	THEN ADD THE "P" SUFFIX	STANDARD QUANTITY PER REEL **
CLASS I, LEVEL 1, .200" [5.080] PITCH		
0.153 [3.886]	P303	3000
0.185 [4.699]	P304	3000
CLASS II, LEVEL 1, .400" [10.160] PITCH		
0.229 [5.817]	P305	1250
0.250 [6.350]	P384	1000
0.315 [8.00]	P347	1000
0.343 [8.712]	P347	750

** Specific quantities can be tape and reeled per EIA Standard RS-296-D. The 192P Pacer® is available in bulk pack or tape and reeled per EIA Standard RS-296-D. A suffix is not required for bulk packaging.



Disclaimer

All product specifications and data are subject to change without notice.

Vishay Intertechnology, Inc., its affiliates, agents, and employees, and all persons acting on its or their behalf (collectively, "Vishay"), disclaim any and all liability for any errors, inaccuracies or incompleteness contained herein or in any other disclosure relating to any product.

Vishay disclaims any and all liability arising out of the use or application of any product described herein or of any information provided herein to the maximum extent permitted by law. The product specifications do not expand or otherwise modify Vishay's terms and conditions of purchase, including but not limited to the warranty expressed therein, which apply to these products.

No license, express or implied, by estoppel or otherwise, to any intellectual property rights is granted by this document or by any conduct of Vishay.

The products shown herein are not designed for use in medical, life-saving, or life-sustaining applications unless otherwise expressly indicated. Customers using or selling Vishay products not expressly indicated for use in such applications do so entirely at their own risk and agree to fully indemnify Vishay for any damages arising or resulting from such use or sale. Please contact authorized Vishay personnel to obtain written terms and conditions regarding products designed for such applications.

Product names and markings noted herein may be trademarks of their respective owners.