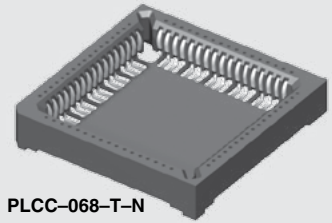


ICF-624-S-O



PLCC-068-T-N

(2.54 mm) .100" (ICF) (1.27 mm) .050" (PLCC)

ICF, PLCC SERIES

# SMT DIP & CHIP CARRIER SOCKETS

## SPECIFICATIONS

For complete specifications and recommended PCB layouts see [www.samtec.com?ICF](http://www.samtec.com?ICF) or [www.samtec.com?PLCC](http://www.samtec.com?PLCC)

**Insulator Material:**  
Black Liquid Crystal Polymer

**Contact Material:**

BeCu

**Plating:**

Sn or Au over

50 μ" (1.27 μm) Ni

**Operating Temp Range:**

-55 °C to +125 °C

**Contact Resistance:**

10 mΩ

**Insertion Depth (ICF):**

(2.54 mm) .100" to

(3.81 mm) .150"

**Insertion**

**Force/Contact (ICF):**

5 oz (1.39 N) average

**Withdrawal**

**Force/Contact (ICF):**

4 oz (1.11 N) average

**RoHS Compliant:**

Yes

## PROCESSING

**Lead-Free Solderable:**

Yes

**SMT Lead Coplanarity (ICF):**

.006" (0.15 mm) max

**Lead Coplanarity (PLCC):**

Less than 52 leads=

(0.15 mm) .006 max;

52 leads and more=

(0.20 mm) .008 max

## RECOGNITIONS

For complete scope of recognitions see [www.samtec.com/quality](http://www.samtec.com/quality)



FILE NO. E111594

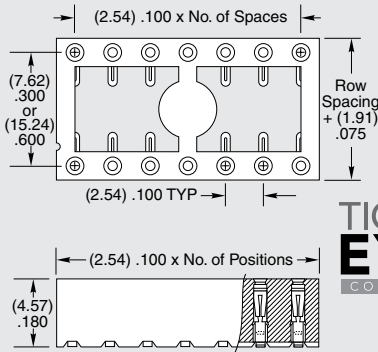
**Note:**  
Some sizes, styles and options are non-standard, non-returnable.

## ICF

## ROW SPACING & NO. OF CONTACTS

Specify from chart below

"-XXX"	Row Space	No. of Contacts
-308	(7.62) .300	08
-314		14
-316		16
-318		18
-320	(15.24) .600	20
-324		24
-328		28
-624		24
-628	(15.24) .600	28
-632		32
-640		40



## PLATING OPTION

**-S**  
=30 μ"  
(0.76 μm)  
Gold on contact,  
Matte Tin on tail

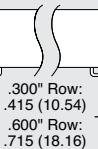
**-T**  
= Matte Tin

## TAIL OPTION

**-I**  
=Tails In



**-O**  
=Tails Out



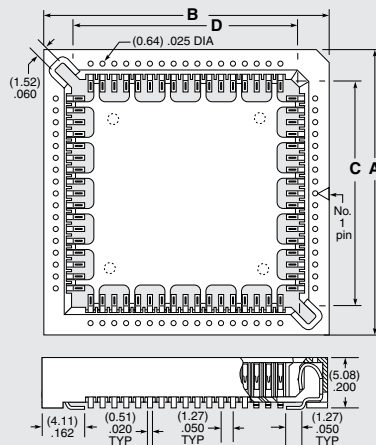
## OTHER OPTION

**-TR**  
=Tape & Reel Packaging

## PLCC

## NO. OF CONTACTS

-020, -032, -044, -068



\*32 position has (1.00 mm) .040 DIA x (0.76 mm) .030 high standoffs in corners.

NO. OF CONTACTS	A	B	C	D
-020	(15.24) .600	(15.24) .600	(9.40) .370	(9.40) .370
-032	(17.78) .700	(17.78) .700	(11.94) .470	(11.94) .470
-044	(22.86) .900	(22.86) .900	(17.02) .670	(17.02) .670
-068	(30.48) 1.200	(30.48) 1.200	(24.64) .970	(24.64) .970

## PLATING OPTION

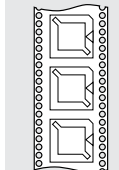
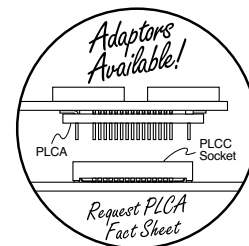
**-T**  
Matte Tin

## ALIGNMENT PIN OPTION

**-N**  
=No Alignment Pins

## PACKAGE OPTION

**-TR**  
=Tape & Reel Packaging



Leave package option blank for packaging in a tube.