




## 3UA7 Bimetallic Overload Relays

### Ordering Information


- 3UA70 21 and 3UA70 11** overload relays with
- ▶ Class 10 tripping characteristics
  - ▶ 1 NC trip contact
  - ▶ 1 NO isolated alarm contact
  - ▶ RESET-STOP button
  - ▶ Trip indicator
  - ▶ TEST button
  - ▶ Phase loss and unbalanced load protection

- 3UA70 20 and 3UA70 10** overload relays with
- ▶ Class 10 tripping characteristics
  - ▶ Contact arrangement 1 NC
  - ▶ RESET-STOP button
  - ▶ Phase loss and unbalanced load protection
  - ▶ Accessories see below.



### For Direct Mounting to 3TF2 and 3TD2 contactors

Illustration	Contactor Type	Setting Range <sup>①</sup> A	3UA7021 Overload Relays		3UA7020 Overload Relays	
			Catalog No	Price \$	Catalog No	Price \$
 <p>3UA7020</p>	3TF2, 3TD2	0.1–0.16 0.16–0.25 0.25–0.4 0.4–0.63 0.63–1 0.8–1.25 1–1.6 1.25–2 1.6–2.5 2–3.2 2.5–4 3.2–5 4–6.3 5–8 6.3–10	3UA7021-0A	78.00	3UA7020-0A	62.00
			3UA7021-0C		3UA7020-0C	
			3UA7021-0E		3UA7020-0E	
			3UA7021-0G		3UA7020-0G	
			3UA7021-0J		3UA7020-0J	
			3UA7021-0K		3UA7020-0K	
			3UA7021-1A		3UA7020-1A	
			3UA7021-1B		3UA7020-1B	
			3UA7021-1C		3UA7020-1C	
			3UA7021-1D		3UA7020-1D	
			3UA7021-1E		3UA7020-1E	
			3UA7021-1F		3UA7020-1F	
			3UA7021-1G		3UA7020-1G	
			3UA7021-1H		3UA7020-1H	
			3UA7021-1J		3UA7020-1J	

### For Separate Mounting on 35 mm DIN rail or panel mounting

Illustration	Contactor Type	Setting Range <sup>①</sup> A	3UA7011 Overload Relays		3UA7010 Overload Relays	
			Catalog No	Price \$	Catalog No	Price \$
 <p>3UA7011</p>	3TF2, 3TD2	0.1–0.16 0.16–0.25 0.25–0.4 0.4–0.63 0.63–1 0.8–1.25 1–1.6 1.25–2 1.6–2.5 2–3.2 2.5–4 3.2–5 4–6.3 5–8 6.3–10 8–12	3UA7011-0A	94.00	3UA7010-0A	78.00
			3UA7011-0C		3UA7010-0C	
			3UA7011-0E		3UA7010-0E	
			3UA7011-0G		3UA7010-0G	
			3UA7011-0J		3UA7010-0J	
			3UA7011-0K		3UA7010-0K	
			3UA7011-1A		3UA7010-1A	
			3UA7011-1B		3UA7010-1B	
			3UA7011-1C		3UA7010-1C	
			3UA7011-1D		3UA7010-1D	
			3UA7011-1E		3UA7010-1E	
			3UA7011-1F		3UA7010-1F	
			3UA7011-1G		3UA7010-1G	
			3UA7011-1H		3UA7010-1H	
			3UA7011-1J		3UA7010-1J	
3UA7011-1K	3UA7010-1K					

### Accessories for 3UA7 Overload Relays

Illustration	Description	For Overload Relays				Catalog No	Price \$
		3UA7020 3UA7010	3UA7011 3UA7010	3UA7020 3UA7021	3UA70		
 <p>3UA7901-0A    3UA7900-0A</p>	Module with auxiliary contact 1 NO, switching position indication, TEST button					3UA7901-0A	15.60
	Module for mounting onto contactors					3UA7900-0B	16.70 <sup>②</sup>
 <p>3UA7900-0B    3UA7901-1</p>	Module for installing as a single unit					3UA7900-0A	11.70
	Module for remote RESET, electrical					3UA7901-1A 3UA7901-1D 3UA7901-1E 3UA7901-1C	70.00 70.00 70.00 70.00
	Voltage tolerance 0.85 to 1.1 × U <sub>s</sub>						
	Power input 125VA, p.f. 0.86						
	AC 50Hz	AC 60Hz	AC 50/60Hz	DC			
—	—	24V	24V				
110–127V	120V	—	125V				
—	110–115V	—	110–115V				
—	—	220–250V	220–250V				

①When several overload relays are mounted side by side, energized simultaneously and the overload ambient temperature exceeds 25°C (77°F), a spacing of 0.2 (5) should be maintained between overload relays or the setting range must be increased by 0.5% per 1°C in excess of 25°C.

②Discount Code: Overload Relays