

Pushbutton, 22 mm, round, metal, shiny, black, pushbutton, flat, momentary contact type, with holder, 1 NO+1 NC, screw terminal



| | |
|--|--|
| Product brand name | SIRIUS ACT |
| Product designation | Pushbuttons |
| Design of the product | Complete unit |
| Product type designation | 3SU1 |
| Manufacturer's article number | |
| <ul style="list-style-type: none"> • 1 of supplied contact module • of the supplied holder • of the supplied actuator | 3SU1400-1AA10-1FA0 3SU1550-0AA10-0AA0 3SU1050-0AB10-0AA0 |
| Number of command points | 1 |

| Actuator | |
|--|------------------------|
| Design of the operating mechanism | Button, flat |
| Manner of function of the actuating element | Momentary contact type |
| Product extension optional Light source | No |
| Color | |
| <ul style="list-style-type: none"> • of the actuating element | black |
| Material of the actuating element | plastic |
| Shape of the actuating element | round |
| Outer diameter of the actuating element | 29.45 mm |
| Number of contact modules | 1 |

| Front ring | |
|------------------------------|-------------------|
| Product component front ring | Yes |
| Design of the front ring | Standard |
| Material of the front ring | Metal, high gloss |
| Color of the front ring | silver |

| Holder | |
|------------------------|-------|
| Material of the holder | Metal |

| Display | |
|-----------------------|---|
| Number of LED modules | 0 |

General technical data

| | |
|---|--|
| Product function | |
| • positive opening | Yes |
| Product component | |
| • Light source | No |
| Insulation voltage | |
| • rated value | 500 V |
| Degree of pollution | 3 |
| Type of voltage | |
| • of the operating voltage | AC/DC |
| Surge voltage resistance rated value | 6 kV |
| Protection class IP | IP66, IP67, IP69(IP69K) |
| • of the terminal | IP20 |
| Degree of protection NEMA rating | NEMA 1, 2, 3, 3R, 4, 4X, 12, 13 |
| Shock resistance | |
| • acc. to IEC 60068-2-27 | Sinusoidal half-wave 50 g / 11 ms |
| Operating frequency maximum | 3 600 1/h |
| Mechanical service life (switching cycles) | |
| • typical | 10 000 000 |
| Electrical endurance (switching cycles) | |
| • typical | 10 000 000 |
| Thermal current | 10 A |
| Reference code acc. to DIN EN 81346-2 | S |
| Reference code acc. to DIN EN 61346-2 | S |
| Continuous current of the C characteristic MCB | 10 A; for a short-circuit current smaller than 400 A |
| Continuous current of the quick DIAZED fuse link | 10 A |
| Continuous current of the DIAZED fuse link gG | 10 A |
| Operating voltage | |
| • at AC | |
| — at 50 Hz rated value | 5 ... 500 V |
| — at 60 Hz rated value | 5 ... 500 V |
| • at DC | |

— rated value

5 ... 500 V

Power Electronics

(contact reliability)

One maloperation per 100 million (17 V, 5 mA), one maloperation per 10 million (5 V, 1 mA)

Auxiliary circuit

| | |
|---|--------------|
| Design of the contact of auxiliary contacts | Silver alloy |
| Number of NC contacts for auxiliary contacts | 1 |
| Number of NO contacts for auxiliary contacts | 1 |
| Number of CO contacts | |
| • for auxiliary contacts | 0 |

Connections/Terminals

| | |
|---|------------------------------------|
| Type of electrical connection | |
| • of modules and accessories | Screw-type terminal |
| Type of connectable conductor cross-sections | |
| • solid with core end processing | 2x (0.5 ... 0.75 mm ²) |
| • solid without core end processing | 2x (1.0 ... 1.5 mm ²) |
| • finely stranded with core end processing | 2x (0.5 ... 1.5 mm ²) |
| • finely stranded without core end processing | 2x (1,0 ... 1,5 mm ²) |
| • at AWG conductors | 2x (18 ... 14) |
| Tightening torque of the screws in the bracket | 1 ... 1.2 N·m |
| Tightening torque | |
| • with screw-type terminals | 0.8 ... 0.9 N·m |

Ambient conditions

| | |
|---|--|
| Ambient temperature | |
| • during operation | -25 ... +70 °C |
| • during storage | -40 ... +80 °C |
| Environmental category during operation acc. to IEC 60721 | 3M6, 3S2, 3B2, 3C3, 3K6 (with relative air humidity of 10 ... 95 %, no condensation in operation permitted for all devices behind front panel) |

Installation/ mounting/ dimensions

| | |
|--|----------------------|
| • (mounting type) | front mounting |
| • Mounting type of modules and accessories | Front plate mounting |
| (height) | 40 mm |
| Width | 30 mm |
| Shape of the installation opening | round |
| (mounting diameter) | 22.3 mm |
| Positive tolerance of installation diameter | 0.4 mm |
| Mounting height | 11 mm |
| Installation width | 29.5 mm |
| Installation depth | 71.7 mm |

Certificates/approvals

General Product Approval

Declaration of Conformity



CCC



CSA



UL



EG-Konf.

[Miscellaneous](#)

Test Certificates

Marine / Shipping

[Type Test Certificates/Test Report](#)



ABS



LRS



PRS



RINA



RMRS

Marine / Shipping

other



[Confirmation](#)

Further information

Information- and Downloadcenter (Catalogs, Brochures,...)

<http://www.siemens.com/industrial-controls/catalogs>

Industry Mall (Online ordering system)

<https://mall.industry.siemens.com/mall/en/en/Catalog/product?mfb=3SU1150-0AB10-1FA0>

Cax online generator

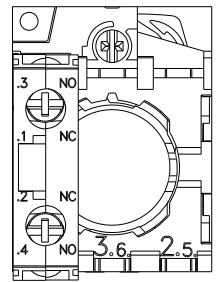
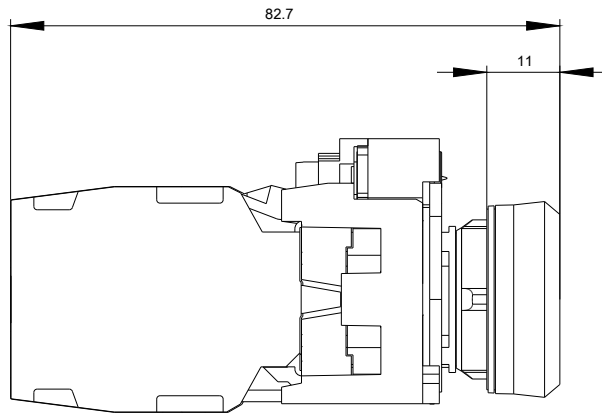
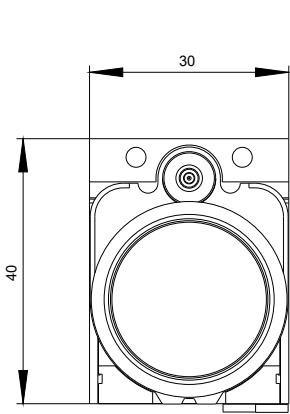
<http://support.automation.siemens.com/WW/CAXorder/default.aspx?lang=en&mfb=3SU1150-0AB10-1FA0>

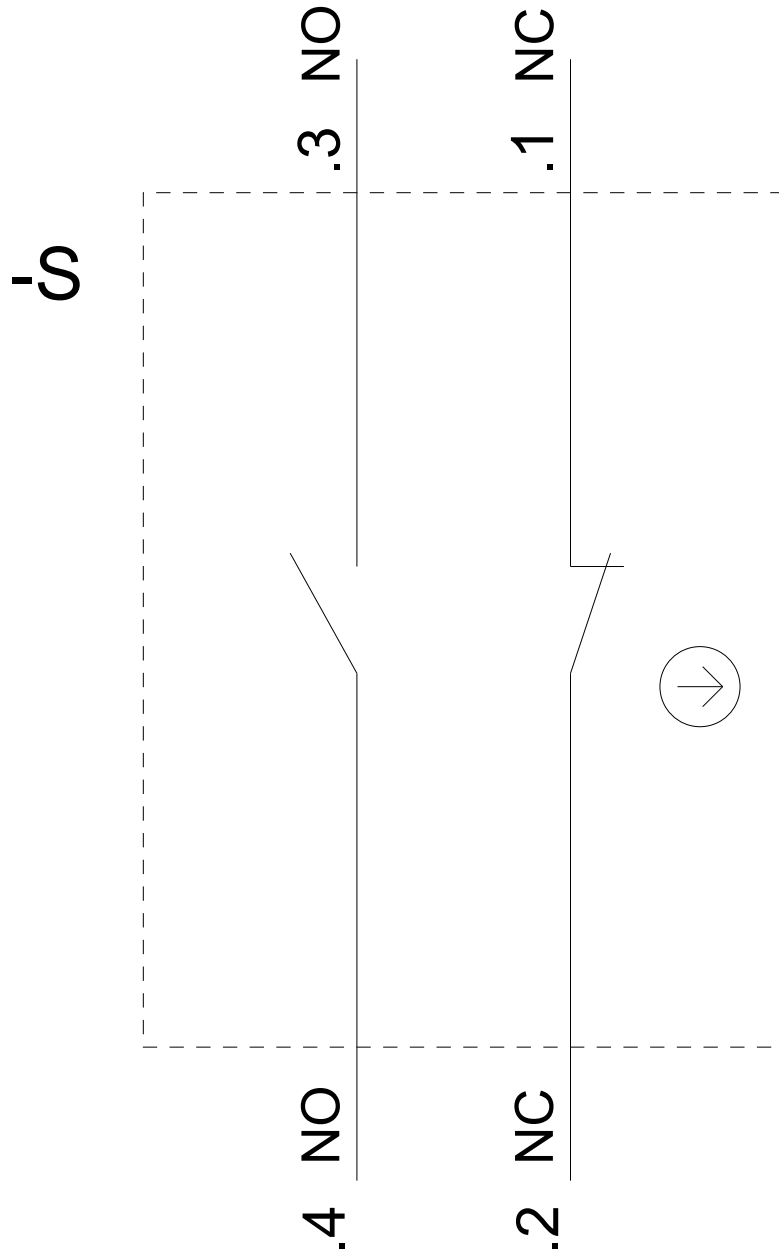
Service&Support (Manuals, Certificates, Characteristics, FAQs,...)

<https://support.industry.siemens.com/cs/ww/en/ps/3SU1150-0AB10-1FA0>

Image database (product images, 2D dimension drawings, 3D models, device circuit diagrams, EPLAN macros, ...)

http://www.automation.siemens.com/bilddb/cax_de.aspx?mfb=3SU1150-0AB10-1FA0&lang=en





last modified:

07/25/2019