

Overload relay 1.8...2.5 A For motor protection Size S0, Class 10
 Contactor mounting Main circuit: screw terminal Auxiliary circuit:
 screw terminal Manual-Automatic-Reset !!! Phased-out product !!!
 Successor is SIRIUS 3RU2 Preferred successor type is >>3RU2126-
 1CB0<<



Product brand name	SIRIUS
Product designation	thermal overload relay

General technical data	
Size of overload relay	S0
Size of contactor can be combined company-specific	S0
Power loss [W] total typical	6 W
Insulation voltage with degree of pollution 3 rated value	690 V
Surge voltage resistance rated value	6 kV
Protection class IP <ul style="list-style-type: none"> • on the front 	IP20
Shock resistance	8g / 10 ms
Type of protection	DMT 98 ATEX G 001
Protection against electrical shock	finger-safe
Reference code acc. to DIN EN 81346-2	F

Ambient conditions	
Installation altitude at height above sea level <ul style="list-style-type: none"> • maximum 	2 000 m
Ambient temperature	

<ul style="list-style-type: none"> • during operation 	-20 ... +70 °C
<ul style="list-style-type: none"> • during storage 	-55 ... +80 °C
<ul style="list-style-type: none"> • during transport 	-55 ... +80 °C
Relative humidity during operation	100 %

Main circuit

Number of poles for main current circuit	3
Adjustable pick-up value current of the current-dependent overload release	1.8 ... 2.5 A
Operating voltage	
<ul style="list-style-type: none"> • at AC-3 rated value maximum 	690 V

Auxiliary circuit

Number of NC contacts for auxiliary contacts	1
Number of NO contacts for auxiliary contacts	1
Number of CO contacts	
<ul style="list-style-type: none"> • for auxiliary contacts 	0
Operating current of auxiliary contacts at AC-15	
<ul style="list-style-type: none"> • at 24 V • at 110 V • at 120 V • at 125 V • at 230 V • at 400 V 	3 A 3 A 3 A 3 A 2 A 1 A
Operating current of auxiliary contacts at DC-13	
<ul style="list-style-type: none"> • at 24 V • at 110 V • at 125 V • at 220 V 	1 A 0.22 A 0.22 A 0.11 A

Protective and monitoring functions

Trip class	CLASS 10
-------------------	----------

Short-circuit protection

Design of the fuse link	
<ul style="list-style-type: none"> • for short-circuit protection of the auxiliary switch required 	fuse gL/gG: 6 A, quick: 10 A

Installation/ mounting/ dimensions

Mounting position	with vertical mounting surface +/-135° rotatable, with vertical mounting surface +/- 45° tiltable to the front and back
Mounting type	Contactors mounting
Height	97 mm
Width	45 mm
Depth	96 mm
Required spacing	

• with side-by-side mounting	
— forwards	0 mm
— Backwards	0 mm
— upwards	0 mm
— downwards	0 mm
— at the side	0 mm
• for grounded parts	
— forwards	0 mm
— Backwards	0 mm
— upwards	0 mm
— at the side	6 mm
— downwards	0 mm
• for live parts	
— forwards	0 mm
— Backwards	0 mm
— upwards	0 mm
— downwards	0 mm
— at the side	6 mm

Connections/ Terminals

Product function	
• removable terminal for auxiliary and control circuit	No
Type of electrical connection	
• for main current circuit	screw-type terminals
• for auxiliary and control current circuit	screw-type terminals
Type of connectable conductor cross-sections	
• for main contacts	
— solid	2x (1 ... 2.5 mm ²), 2x (2.5 ... 10 mm ²)
— finely stranded with core end processing	2x (1 ... 2.5 mm ²), 2x (2.5 ... 6 mm ²), 1x 10 mm ²
• at AWG conductors for main contacts	2x (16 ... 12), 2x (14 ... 8)
Type of connectable conductor cross-sections	
• for auxiliary contacts	
— solid	2x (0.5 ... 1.5 mm ²), 2x (0.75 ... 2.5 mm ²)
— finely stranded with core end processing	2x (0.5 ... 1.5 mm ²), 2x (0.75 ... 2.5 mm ²)
• at AWG conductors for auxiliary contacts	2x (20 ... 16), 2x (18 ... 14)

Certificates/ approvals

General Product Approval	For use in hazardous locations
--------------------------	--------------------------------



Declaration of Conformity	Test Certificates	Marine / Shipping
---------------------------	-------------------	-------------------



[Miscellaneous](#)

[Type Test Certificates/Test Report](#)

[Special Test Certificate](#)



Marine / Shipping	other
-------------------	-------



[Miscellaneous](#)

[Confirmation](#)

Further information

Information- and Downloadcenter (Catalogs, Brochures,...)

www.siemens.com/sirius/catalogs

Industry Mall (Online ordering system)

<https://mall.industry.siemens.com/mall/en/en/Catalog/product?mlfb=3RU1126-1CB0>

Cax online generator

<http://support.automation.siemens.com/WW/CAXorder/default.aspx?lang=en&mlfb=3RU1126-1CB0>

Service&Support (Manuals, Certificates, Characteristics, FAQs,...)

<https://support.industry.siemens.com/cs/ww/en/ps/3RU1126-1CB0>

Image database (product images, 2D dimension drawings, 3D models, device circuit diagrams, EPLAN macros, ...)

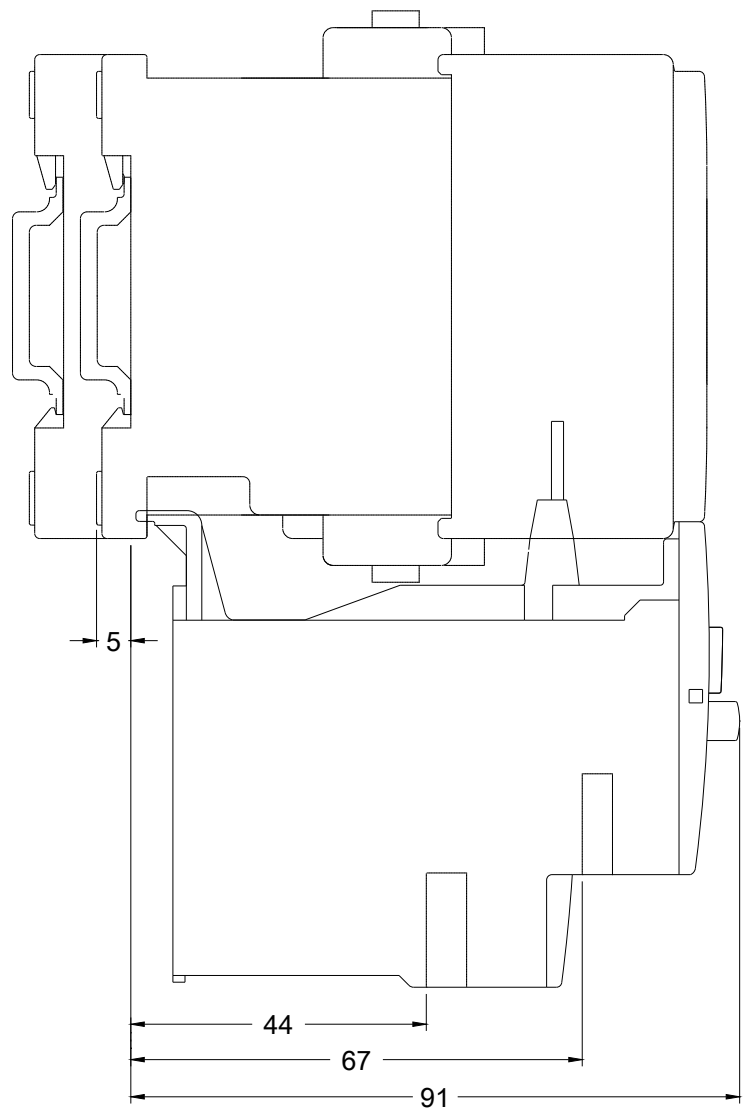
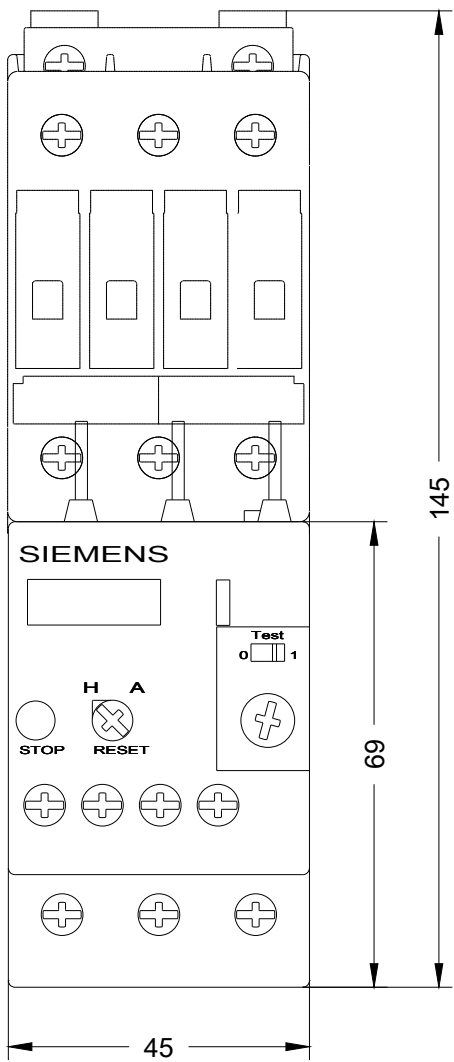
http://www.automation.siemens.com/bilddb/cax_de.aspx?mlfb=3RU1126-1CB0&lang=en

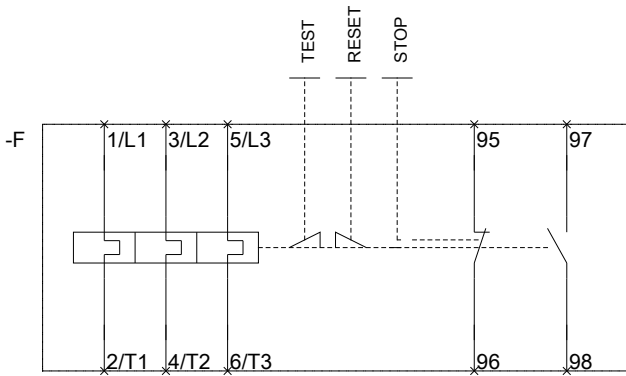
Characteristic: Tripping characteristics, I²t, Let-through current

<https://support.industry.siemens.com/cs/ww/en/ps/3RU1126-1CB0/char>

Further characteristics (e.g. electrical endurance, switching frequency)

<http://www.automation.siemens.com/bilddb/index.aspx?view=Search&mlfb=3RU1126-1CB0&objecttype=14&gridview=view1>





last modified:

08/01/2019