



# Supplementary Protectors

## New 5SY4 Supplementary Protectors

### Overview

#### Features of 5SY supplementary protectors





#### Easier, faster, enlarged wiring space

- Identical top and bottom terminals
- Connection of incoming cables vis-à-vis of the busbar
- Enlarged and easily accessible wiring space for the feeder cables
- Comfortable insertion of the incoming cables into the terminal
- Defined, visible and controllable connection of the feeder cables
- Universal infeed with top and bottom busbar mounting options.

#### Protection against contact with clear advantages

- Integrated movable terminal covers located at the feeder cable input section
- The terminals are completely closed when screws are fully tightened
- Effective protection against contact, also when the device is fully grabbed



#### Flexible and no use of tools required

- Manually operable quick-assembly and disassembly systems requiring no use of tools
- Fast assembly and disassembly of the 5SY supplementary protectors to and from the standard mounting rail acc. to DIN EN 50 022
- All devices can be easily and comfortably replaced at any time.

#### Removal from the assembly

Thanks to the combination of the various features stated above, the 5SY supplementary protectors can be easily and rapidly removed from the assembly when circuits need to be changed - with these devices, a removal of the busbar is no longer necessary.

# Supplementary Protectors







## New 5SY4 Supplementary Protectors

5SY4 70 mm mounting depth

### Features

All 5SY4 designs have been approved acc. to UL 1077 and CSA 22.2 No. 235-M 89 and can therefore be used as "supplementary protectors" for applications of up to 277 V AC (1-pole and 1-pole + N designs) and 480 V AC (2-pole, 3-pole, 3-pole + N and 4-pole designs).

### Selection and ordering data

	$I_n$	MW	Characteristic A		Characteristic B		Characteristic C		Characteristic D		Weight 1 item kg	Pack. unit Items
			Order No.	Price 1 item	Order No.	Price 1 item	Order No.	Price 1 item	Order No.	Price 1 item		
 <p><b>1-pole</b></p> 	A	1	-	-	-	-	5SY4 114-7	5SY4 114-8	0.165	12		
		0.3	-	-	-	-	5SY4 105-7	5SY4 105-8				
		0.5	5SY4 101-5	-	-	-	5SY4 101-7	5SY4 101-8				
		1	5SY4 115-5	-	-	-	5SY4 115-7	5SY4 115-8				
		1.6	5SY4 102-5	-	-	-	5SY4 102-7	5SY4 102-8				
		2	5SY4 103-5	-	-	-	5SY4 103-7	5SY4 103-8				
		3	5SY4 104-5	-	-	-	5SY4 104-7	5SY4 104-8				
		4	5SY4 106-5	5SY4 106-6	-	-	5SY4 106-7	5SY4 106-8				
		6	5SY4 108-5	-	-	-	5SY4 108-7	5SY4 108-8				
		8	5SY4 110-5	5SY4 110-6	-	-	5SY4 110-7	5SY4 110-8				
		10	5SY4 113-5	5SY4 113-6	-	-	5SY4 113-7	5SY4 113-8				
		13	5SY4 116-5	5SY4 116-6	-	-	5SY4 116-7	5SY4 116-8				
		16	5SY4 120-5	5SY4 120-6	-	-	5SY4 120-7	5SY4 120-8				
		20	5SY4 125-5	5SY4 125-6	-	-	5SY4 125-7	5SY4 125-8				
		25	5SY4 132-5	5SY4 132-6	-	-	5SY4 132-7	5SY4 132-8				
	32	5SY4 140-5	5SY4 140-6	-	-	5SY4 140-7	5SY4 140-8					
	40	5SY4 150-5	5SY4 150-6	-	-	5SY4 150-7	5SY4 150-8					
	50	5SY4 163-5	5SY4 163-6	-	-	5SY4 163-7	5SY4 163-8					
	63	5SY4 163-5	5SY4 163-6	-	-	5SY4 163-7	5SY4 163-8					
 <p><b>1-pole + N</b></p> 	A	2	-	-	-	5SY4 514-7	5SY4 514-8	0.330	6			
		0.3	-	-	-	-	5SY4 505-7	5SY4 505-8				
		0.5	5SY4 501-5	-	-	-	5SY4 501-7	5SY4 501-8				
		1	5SY4 515-5	-	-	-	5SY4 515-7	5SY4 515-8				
		1.6	5SY4 502-5	-	-	-	5SY4 502-7	5SY4 502-8				
		2	5SY4 503-5	-	-	-	5SY4 503-7	5SY4 503-8				
		3	5SY4 504-5	-	-	-	5SY4 504-7	5SY4 504-8				
		4	5SY4 506-5	5SY4 506-6	-	-	5SY4 506-7	5SY4 506-8				
		6	5SY4 508-5	-	-	-	5SY4 508-7	5SY4 508-8				
		8	5SY4 510-5	5SY4 510-6	-	-	5SY4 510-7	5SY4 510-8				
		10	5SY4 513-5	5SY4 513-6	-	-	5SY4 513-7	5SY4 513-8				
		13	5SY4 516-5	5SY4 516-6	-	-	5SY4 516-7	5SY4 516-8				
		16	5SY4 520-5	5SY4 520-6	-	-	5SY4 520-7	5SY4 520-8				
		20	5SY4 525-5	5SY4 525-6	-	-	5SY4 525-7	5SY4 525-8				
		25	5SY4 532-5	5SY4 532-6	-	-	5SY4 532-7	5SY4 532-8				
	32	5SY4 540-5	5SY4 540-6	-	-	5SY4 540-7	5SY4 540-8					
	40	5SY4 550-5	5SY4 550-6	-	-	5SY4 550-7	5SY4 550-8					
	50	5SY4 563-5	5SY4 563-6	-	-	5SY4 563-7	5SY4 563-8					
	63	5SY4 563-5	5SY4 563-6	-	-	5SY4 563-7	5SY4 563-8					
 <p><b>2-pole</b></p> 	A	2	-	-	-	5SY4 214-7	5SY4 214-8	0.330	6			
		0.3	-	-	-	-	5SY4 205-7	5SY4 205-8				
		0.5	5SY4 201-5	-	-	-	5SY4 201-7	5SY4 201-8				
		1	5SY4 215-5	-	-	-	5SY4 215-7	5SY4 215-8				
		1.6	5SY4 202-5	-	-	-	5SY4 202-7	5SY4 202-8				
		2	5SY4 203-5	-	-	-	5SY4 203-7	5SY4 203-8				
		3	5SY4 204-5	-	-	-	5SY4 204-7	5SY4 204-8				
		4	5SY4 206-5	5SY4 206-6	-	-	5SY4 206-7	5SY4 206-8				
		6	5SY4 208-5	-	-	-	5SY4 208-7	5SY4 208-8				
		8	5SY4 210-5	5SY4 210-6	-	-	5SY4 210-7	5SY4 210-8				
		10	5SY4 213-5	5SY4 213-6	-	-	5SY4 213-7	5SY4 213-8				
		13	5SY4 216-5	5SY4 216-6	-	-	5SY4 216-7	5SY4 216-8				
		16	5SY4 220-5	5SY4 220-6	-	-	5SY4 220-7	5SY4 220-8				
		20	5SY4 225-5	5SY4 225-6	-	-	5SY4 225-7	5SY4 225-8				
		25	5SY4 232-5	5SY4 232-6	-	-	5SY4 232-7	5SY4 232-8				
	32	5SY4 240-5	5SY4 240-6	-	-	5SY4 240-7	5SY4 240-8					
	40	5SY4 250-5	5SY4 250-6	-	-	5SY4 250-7	5SY4 250-8					
	50	5SY4 263-5	5SY4 263-6	-	-	5SY4 263-7	5SY4 263-8					
	63	5SY4 263-5	5SY4 263-6	-	-	5SY4 263-7	5SY4 263-8					

1 MW = modular width of 18 mm  
Depth 70 mm = device mounting depth of 70 mm







# Supplementary Protectors

## New 5SY4 Supplementary Protectors

5SY4 70 mm mounting depth

### Selection and ordering data

All 5SY4 designs have been approved acc. to UL 1077 and CSA 22.2 No. 235-M 89 and can therefore be used as "supplementary protectors" for applications of up to 277 V AC (1-pole and 1-pole + N designs) and 480 V AC (2-pole, 3-pole, 3-pole + N and 4-pole designs).

	$I_n$	MW	Characteristic A		Characteristic B		Characteristic C		Characteristic D		Weight 1 item	Pack. unit
			Order No.	Price 1 item	Order No.	Price 1 item	Order No.	Price 1 item	Order No.	Price 1 item		
 <p><b>3-pole</b></p> 	0.3	-	-	-	5SY4 314-7	5SY4 314-8	0.495	4				
	0.5	-	-	-	5SY4 305-7	5SY4 305-8						
	1	3	5SY4 301-5	-	-	5SY4 301-7			5SY4 301-8			
	1.6	-	5SY4 315-5	-	-	5SY4 315-7			5SY4 315-8			
	2	-	5SY4 302-5	-	-	5SY4 302-7			5SY4 302-8			
	3	-	5SY4 303-5	-	-	5SY4 303-7			5SY4 303-8			
	4	-	5SY4 304-5	-	-	5SY4 304-7			5SY4 304-8			
	6	-	5SY4 306-5	5SY4 306-6	-	5SY4 306-7			5SY4 306-8			
	8	-	5SY4 308-5	-	-	5SY4 308-7			5SY4 308-8			
	10	-	5SY4 310-5	5SY4 310-6	-	5SY4 310-7			5SY4 310-8			
	13	-	5SY4 313-5	5SY4 313-6	-	5SY4 313-7			5SY4 313-8			
	16	-	5SY4 316-5	5SY4 316-6	-	5SY4 316-7			5SY4 316-8			
	20	-	5SY4 320-5	5SY4 320-6	-	5SY4 320-7			5SY4 320-8			
	25	-	5SY4 325-5	5SY4 325-6	-	5SY4 325-7			5SY4 325-8			
	32 <sup>1)</sup>	-	5SY4 332-5	5SY4 332-6	-	5SY4 332-7			5SY4 332-8			
	40	-	5SY4 340-5	5SY4 340-6	-	5SY4 340-7			5SY4 340-8			
50	-	5SY4 350-5	5SY4 350-6	-	5SY4 350-7	5SY4 350-8						
63	-	5SY4 363-5	5SY4 363-6	-	5SY4 363-7	5SY4 363-8						
 <p><b>3-pole + N</b></p> 	0.3	-	-	-	5SY4 614-7	5SY4 614-8	0.660	3				
	0.5	-	-	-	5SY4 605-7	5SY4 605-8						
	1	4	5SY4 601-5	-	-	5SY4 601-7			5SY4 601-8			
	1.6	-	5SY4 615-5	-	-	5SY4 615-7			5SY4 615-8			
	2	-	5SY4 602-5	-	-	5SY4 602-7			5SY4 602-8			
	3	-	5SY4 603-5	-	-	5SY4 603-7			5SY4 603-8			
	4	-	5SY4 604-5	-	-	5SY4 604-7			5SY4 604-8			
	6	-	5SY4 606-5	5SY4 606-6	-	5SY4 606-7			5SY4 606-8			
	8	-	5SY4 608-5	-	-	5SY4 608-7			5SY4 608-8			
	10	-	5SY4 610-5	5SY4 610-6	-	5SY4 610-7			5SY4 610-8			
	13	-	5SY4 613-5	5SY4 613-6	-	5SY4 613-7			5SY4 613-8			
	16	-	5SY4 616-5	5SY4 616-6	-	5SY4 616-7			5SY4 616-8			
	20	-	5SY4 620-5	5SY4 620-6	-	5SY4 620-7			5SY4 620-8			
	25	-	5SY4 625-5	5SY4 625-6	-	5SY4 625-7			5SY4 625-8			
	32	-	5SY4 632-5	5SY4 632-6	-	5SY4 632-7			5SY4 632-8			
	40	-	5SY4 640-5	5SY4 640-6	-	5SY4 640-7			5SY4 640-8			
50	-	5SY4 650-5	5SY4 650-6	-	5SY4 650-7	5SY4 650-8						
63	-	5SY4 663-5	5SY4 663-6	-	5SY4 663-7	5SY4 663-8						
 <p><b>4-pole</b></p> 	0.3	-	-	-	5SY4 414-7	5SY4 414-8	0.660	3				
	0.5	-	-	-	5SY4 405-7	5SY4 405-8						
	1	4	5SY4 401-5	-	-	5SY4 401-7			5SY4 401-8			
	1.6	-	5SY4 415-5	-	-	5SY4 415-7			5SY4 415-8			
	2	-	5SY4 402-5	-	-	5SY4 402-7			5SY4 402-8			
	3	-	5SY4 403-5	-	-	5SY4 403-7			5SY4 403-8			
	4	-	5SY4 404-5	-	-	5SY4 404-7			5SY4 404-8			
	6	-	5SY4 406-5	5SY4 406-6	-	5SY4 406-7			5SY4 406-8			
	8	-	5SY4 408-5	-	-	5SY4 408-7			5SY4 408-8			
	10	-	5SY4 410-5	5SY4 410-6	-	5SY4 410-7			5SY4 410-8			
	13	-	5SY4 413-5	5SY4 413-6	-	5SY4 413-7			5SY4 413-8			
	16	-	5SY4 416-5	5SY4 416-6	-	5SY4 416-7			5SY4 416-8			
	20	-	5SY4 420-5	5SY4 420-6	-	5SY4 420-7			5SY4 420-8			
	25	-	5SY4 425-5	5SY4 425-6	-	5SY4 425-7			5SY4 425-8			
	32	-	5SY4 432-5	5SY4 432-6	-	5SY4 432-7			5SY4 432-8			
	40	-	5SY4 440-5	5SY4 440-6	-	5SY4 440-7			5SY4 440-8			
50	-	5SY4 450-5	5SY4 450-6	-	5SY4 450-7	5SY4 450-8						
63	-	5SY4 463-5	5SY4 463-6	-	5SY4 463-7	5SY4 463-8						

1 MW = modular width of 18 mm  
 Depth 70 mm = device mounting depth of 70 mm





# Supplementary Protectors High-Current Product Range

5SY4 70 mm mounting depth

## Features

All the new 5SP4 designs have been approved acc. to UL 1077 and CSA 22.2 No. 235-M 89 and can therefore be used as "supplementary protectors" for applications of up to 277 V AC (1-pole designs) and 480 V AC (2-pole, 3-pole, and 4-pole designs).

## Selection and ordering data

	$I_n$	MW	Characteristic B		Characteristic C		Characteristic D		Weight 1 item kg	Pack. unit Items
			Order No.	Price 1 item	Order No.	Price 1 item	Order No.	Price 1 item		
	A	1.5	1-pole		5SP4 180-6 5SP4 191-6 5SP4 192-6	5SP4 180-7 5SP4 191-7 5SP4 192-7	5SP4 180-8 5SP4 191-8 -	0.260	6	
			*1	80						
			2	100 125						
	A	3	2-pole		5SP4 280-6 5SP4 291-6 5SP4 292-6	5SP4 280-7 5SP4 291-7 5SP4 292-7	5SP4 280-8 5SP4 291-8 -	0.510	3	
			*1 *3	80						
			2 4	100 125						
	A	4.5	3-pole		5SP4 380-6 5SP4 391-6 5SP4 392-6	5SP4 380-7 5SP4 391-7 5SP4 392-7	5SP4 380-8 5SP4 391-8 -	0.760	2	
			*1 *3 *5	80						
			2 4 6	100 125						
	A	6	4-pole		5SP4 480-6 5SP4 491-6 5SP4 492-6	5SP4 480-7 5SP4 491-7 5SP4 492-7	5SP4 480-8 5SP4 491-8 -	1.000	1	
			*1 *3 *5 *7	80						
			2 4 6 8	100 125						

1 MW = modular width of 27 mm  
Depth 70 mm = device mounting  
depth of 70 mm





# Supplementary Protectors AC/DC Product Range

## 5SY5 70 mm mounting depth

### Features

- $U_n$ : 230/400 V, 50-60 Hz, 220 V DC per pole, applicable in networks up to: 250/440 V AC
  - 220 V DC: 1-pole
  - 440 V DC: 2-pole
- Standards: EN 60 898-2, DIN VDE 0641 Part 12, IEC 60 898-2
- Additional components can be retrofitted.
- Devices do not comply with UL1077

### Selection and ordering data

	$I_n$	MW	Characteristic B		Characteristic C		Weight 1 item kg	Pack. unit Items
			Order No.	Price 1 item	Order No.	Price 1 item		
 <p><b>1-pole</b></p> 	A							
	0.3	1	-		5SY5 114-7		0.147	12
	0.5		-		5SY5 105-7			
	1		-		5SY5 101-7			
	1.6		-		5SY5 115-7			
	2		-		5SY5 102-7			
	3		-		5SY5 103-7			
	4		-		5SY5 104-7			
	6		5SY5 106-6		5SY5 106-7			
	8		-		5SY5 108-7			
	10		5SY5 110-6		5SY5 110-7			
	13		5SY5 113-6		5SY5 113-7			
	16		5SY5 116-6		5SY5 116-7			
	20		5SY5 120-6		5SY5 120-7			
	25		5SY5 125-6		5SY5 125-7			
	32 <sup>1)</sup>		5SY5 132-6		5SY5 132-7			
40		5SY5 140-6		5SY5 140-7				
50		5SY5 150-6		5SY5 150-7				
63		5SY5 163-6		5SY5 163-7				
 <p><b>2-pole</b></p> 	A							
	0.3	2	-		5SY5 214-7		0.304	6
	0.5		-		5SY5 205-7			
	1		-		5SY5 201-7			
	1.6		-		5SY5 215-7			
	2		-		5SY5 202-7			
	3		-		5SY5 203-7			
	4		-		5SY5 204-7			
	6		5SY5 206-6		5SY5 206-7			
	8		-		5SY5 208-7			
	10		5SY5 210-6		5SY5 210-7			
	13		5SY5 213-6		5SY5 213-7			
	16		5SY5 216-6		5SY5 216-7			
	20		5SY5 220-6		5SY5 220-7			
	25		5SY5 225-6		5SY5 225-7			
	32		5SY5 232-6		5SY5 232-7			
40		5SY5 240-6		5SY5 240-7				
50		5SY5 250-6		5SY5 250-7				
63		5SY5 263-6		5SY5 263-7				

1 MW = modular width of 18 mm  
Depth 70 mm = device mounting depth of 70 mm