

Seeeduino XIAO Expansion board

SKU 103030356



A powerful functional expansion board for Seeeduino XIAO of only half Raspberry Pi 4 size. It enables build prototype and project in easy and quick way. With its rich peripherals including OLED, RTC, expandable memory, passive buzzer, RESET/User button, 5V servo connector, multiple data interfaces... you could explore infinite possibilities of Seeeduino XIAO. Circuit python is also well supported by this board.

[Grove Shield For XIAO](#)

[Seeeduino XIAO Expansion board](#)

- 1 +

CN Warehouse



Pre Order

Seeeduino XIAO - Arduino Microcontroller - SAMD21 Cortex M0+

Seeeduino XIAO (Pre-Soldered)

Tags: [Arduino board](#) [Seeeduino board](#)

[Expansion board](#) [Arduino compatible board](#)

[Seeeduino XIAO board](#)

[Product Details](#)

[Learn and Documents](#)

[Shared by Users](#)

[Reviews](#)

[FAQ](#)

PRODUCT DETAILS

Promotion

To thank for your support, the first 200 customers who place an order for Seeeduino XIAO Expansion Board during the pre-order period are entitled to a **Early Bird Price**. Pre-order now and apply the coupon code **LoveXiao** when checkout to enjoy the price!

Key Features



- **Quick Prototyping:** Easy debug and Reset with RESET button and SWD pin led out to the male header. 0.96" OLED, enables visual data to display without PC serial monitor.
- **Rich peripherals:** OLED display, RTC, expandable memory space, passive buzzer, user button, on board battery management chip... One board on hand to explore infinite possibilities of Seeeduino XIAO.
- **No Soldering Needed:** All pin led out. Convenient plug and play Grove connectors support multiple data protocols, including IIC, Uart, Analog/Digital.
- **Circuit Python Supported:** Well supports circuit python. Mini SD card slot enables memory space expand, making it possible to allocate more libraries needed in prototyping and project building.
- **Mini Size:** Compact and elegant with only half Raspberry Pi 4 size, perfect for tiny and wearable projects.

Description

Seeeduino XIAO Expansion Board is a powerful functional expansion board for [Seeeduino XIAO](#) of only half Raspberry Pi 4 size. It enables build prototype and project in an easy and quick way. With its rich peripherals, you could explore infinite possibilities of Seeeduino XIAO. Circuit python is also well supported by this board.

Hardware Overview





Many users adore Seeeduino XIAO because of its mini size and elegant design, so we try our best to keep the size as mini as we could when pursuing the powerful function and rich interfaces. As you could see, the board is of only half Raspberry Pi 4 size.

Rich peripherals on board including:

- **OLED display:** Visual data display without connecting to PC, which enables debug in a more efficient way, and builds application such as a sensor hub, data monitor system, .etc
- **RESET button:** No more jumper wire and short circuit, easy reset with just one click.
- **SWD debug:** SWD pin led out as male pin header, making debugger connection and firmware download much easier.
- **High precision RTC:** High precision real-time clock with battery backup, enable maintain accurate time when the main power is turned off.
- **Expandable memory:** With a mini SD card slot on the back, no worry on memory limit any more when adding libraries and using circuit python.
- **User button:** Besides the RESET button, also provide with another user-defined button.
- **Passive buzzer:** Same passive buzzer on Wio Terminal, with which you could change the PWM frequency to award different beep sound to get a "buzzer music".
- **Grove connectors:** All pin led out, plug and play grove connectors support common data protocols (Grove IIC2, Grove UART1, A0/D0 Grove*1)
- **Lipo Battery Charging:** JST2.0mm standard lipo battery connector and battery management system, supports both USB and lipo battery power supply, and easy onboard battery recharge.
- **5V servo connector:** 5V output led out to male header for 5V servo and sensor connection.



Though with all these rich peripherals, you may find Seeeduino XIAO Expansion Board also has very high cost performance as Seeeduino XIAO does.



Seeeduino XIAO has become one of the hottest products in the Seeeduino series since its release. You may adore its small size and elegant design, powerful CPU powered by SAMD21, or rich interfaces of GPIOs, but no matter what reason makes Seeeduino XIAO attract to you, now you have one more reason now - Seeeduino XIAO Expansion Board, which will definitely help you to explore infinite possibilities with Seeeduino XIAO.

Application

- SWD debug
- Rapid prototyping
- Data display
- Mini Size Project




An error occurred.

[Try watching this video on www.youtube.com](#), or enable JavaScript if it is disabled in your browser.

An error occurred.

[Try watching this video on www.youtube.com](#), or enable JavaScript if it is disabled in your browser.

More Accessories are on the way




Acrylic Case for Seeeduino XIAO Expansion Board

Specification


Item	Detail
Power Supply	5v / 3.7V Lithium Battery
RTC chip	PCF8563T/5
RTC battery	CR1220
Expandable memory	Mini SD Card
Screen	0.96 OLED display
Other External	Passive buzzer, user button, 5Vservo

Item	Detail
Equipment	connector
charging current	Max: 460mA
Grove Interface	Grove I2C *2, Grove UART *1, A0/D0 Grove *1

Pinout



Supported Boards



Part list

Seeeduino XIAO expansion board	X 1
--------------------------------	-----

Note

Seeeduino XIAO and battery is not included in this product, please click [here](#) if you need to get a Seeeduino XIAO.

LEARN AND DOCUMENTS

Learn

[\[Project\] Smart Home: IR Remote Control Fan - based on Seeeduino XIAO & Expansion Board](#)

Let's learn how to make a remote control fan using Seeeduino XIAO expansion board

[\[Project\] Remote control car-based on Seeeduino XIAO expansion board](#)

Remote control car based on Seeeduino XIAO, and the new product Seeeduino XIAO Expansion board!!

SHARED BY USERS

← Share your Project

REVIEWS

Only registered users can write reviews. Please [Sign in](#) or [create an account](#)

FAQ

Please enable JavaScript to view the comments powered by Disqus.

Company

- [About seeed](#)
- [Distributors](#)
- [Join us](#)
- [Contact](#)
- [Press](#)

Help Center

- [How to Get Help](#)
- [FAQ](#)
- [Technical Support](#)
- [Shipping & Order](#)
- [Warranty & Returns](#)
- [Payment Information](#)

Community

- [Forum](#)
- [News](#)
- [Project Hub](#)
- [x.factory in Shenzhen](#)

Stay Tuned