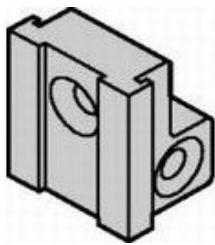


## Printed board bracket



5c

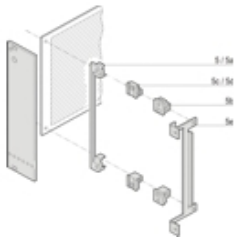
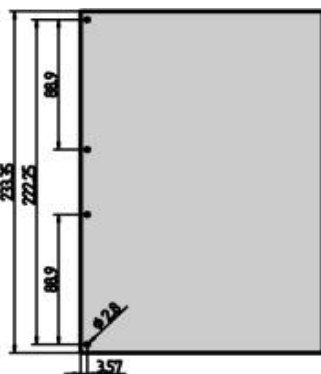
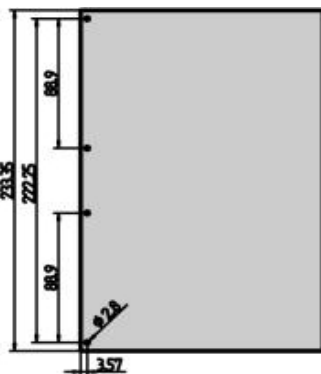


Diagram shows all PCB brackets



Drill hole dimensions on PCB, 3 U



Drill hole dimensions on PCB, 6 U

Part no.: 60807-181

### Features:

- For fixing PCB to front panel
- For plug-in units with:
  - IEL/IET insertion/extractor handles
  - XL insertion/extractor handles
  - Extractor handle, trapeziform, type 2
  - Extractor handle in trapezoidal form
  - Extractor handle in key form 1
  - Extractor handle in key form 2
  - Trapeziform handles without extraction function

Add to basket

Standard pack quantity 10



### Technical information:

| Description                                                      | Qty              | Required number at 3 U | Required number at 6 U |
|------------------------------------------------------------------|------------------|------------------------|------------------------|
| 2 thread M2.5 for front panel/PCB fixing, die-cast zinc, 1 piece | 1 piece (SPQ 10) | 2 3 U                  | 4 6 U                  |

### Downloads:

3D PDF with CAD data (STEP/DWG/DXF/PDF) ([Log in](#) Required)

To gain access to the additional information you must [Log in](#).  
If you do not yet have a user name, you may [Register here](#).

### Delivery comprises:

| Item | Qty | Description                                                                      |
|------|-----|----------------------------------------------------------------------------------|
| 5c   | 1   | PCB support, die-cast zinc, with M2.5 thread for fixing to front panel and board |

### Accessories:

| Part no.                  | Description                                                           |                               |
|---------------------------|-----------------------------------------------------------------------|-------------------------------|
| <a href="#">21101-069</a> | Pozidrive panhead screw<br>M2.5 × 8, St, nickel-plated, PU 100 pieces | <a href="#">Add to basket</a> |
| <a href="#">21100-710</a> | Assembly parts<br>2.5 × 8, St, zinc-plated, PU 100 pieces             | <a href="#">Add to basket</a> |
| <a href="#">21100-721</a> | Washer<br>2.7 DIN 125, St, nickel-plated, 100 pieces                  | <a href="#">Add to basket</a> |
| <a href="#">21100-144</a> | Hexagonal nut<br>A 2.5, nickel-plated, PU 100 pieces                  | <a href="#">Add to basket</a> |

### Technical Data:

#### Required number

| For plug-in units with                | 3 U | 6 U |
|---------------------------------------|-----|-----|
| IEL/IET insertion/extractor handle    | 1   | –   |
| XL insertion/extractor handle         | 1   | –   |
| Extractor handle, trapeziform, type 2 | 1   | –   |
| Extractor handle in trapezoidal form  | 1   | 2   |
| Extractor handle in key form 1        | 1   | –   |
| Extractor handle in key form 2        | 1   | 2   |
| Fixed trapeziform handle              | 2   | 2   |

### Note:

- Delivery is exclusively in standard pack quantity
- 6 U mounting: To increase stability it may be necessary to drill holes on the PCB. Similarly, holes must be drilled in the front panel and additional PCB supports ordered with fixing materials