

Enhanced Eurocard packaging: Card Frame Components

CARD GUIDES - SINGLE

Ordering information

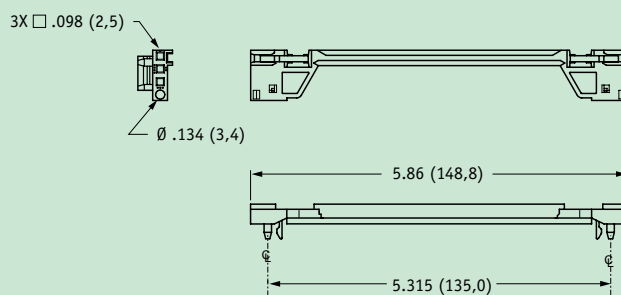
Card Guide-Single. (2 required per slot.)

	Model Number		
	Black	Tan	Red
(single)	61310-01-B	61310-01-NB	61310-01-R
(single, half length)			
“ABC” half	61311-01-B	61311-01-NB	61311-01-R
“DEF” half	61311-02-B	61311-02-NB	1311-02-R

NOTE: Other sizes available



Single Card Guides




Card guide specifications

Material:	nylon, black only, 25% glass filled
Specification:	UL Yellow card #E43392(N) UL flammability Rate: 94V-0
Standards:	ASTM D-4066

ESD CLIPS

Ordering information

ESD Clips	Model Number
ESD Clip - Card Guide. Mounted in the front of the card guide for PCB ESD discharge.	
(each)	61317-01
(Sold in sets of 25)	ESD-CG
ESD Clip - Alignment Pin. Located in the alignment pin mounting hole in front of card guide.	
(each)	61318-01
(Sold in sets of 25)	ESD-AP



ESD Clips, right (shown inserted in guides on left)

ESD clip specifications

Material:	BeCu Alloy 25, 1/4 hard, 0.012 thick (ESD-CG/61317-01) BeCu Alloy 25, 1/4 hard, 0.008 thick (ESD-AP/61318-01)
Finish:	Sulfamate Nickel per MIL-P-27418, matte texture



Enhanced Eurocard packaging: Card Frame Components

UNIT PROGRAMMING KEYS


Unit Programming Key ordering information –

Sold in sets of 12.

Color	Model Number
Black	PK-B
Tan	PK-NB
Red	PK-R

Unit Programming Key specifications

Material:	nylon, black only, 25% glass filled
Specification:	UL Yellow card #E43392(N) UL flammability Rate: 94V-0
Standards:	ASTM D-4066



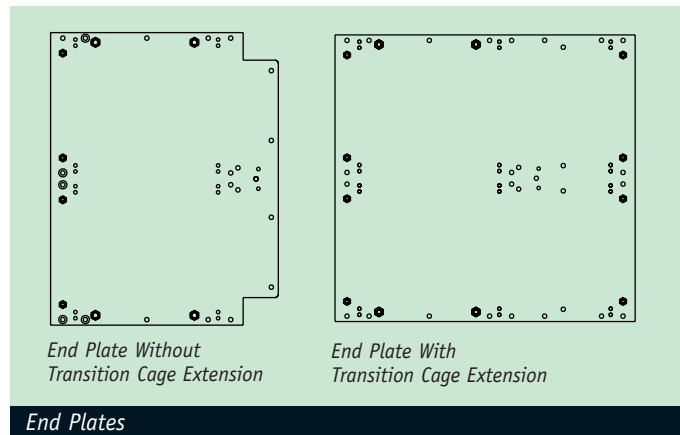
Unit Programming Keys

END PLATES

Ordering information

(2 required per frame)

Model Number		Extension:		Style
3U	6U	9U		
61350-160	61351-160	61352-160	None	1101.10
61355-161	61356-161	61357-161	160 + 80	1101.11
61355-162	61356-162	61357-162	160 + 100	1101.11
61355-163	61356-163	61357-163	160 + 120	1101.11
61355-164	61356-164	61357-164	160 + 140	1101.11
61355-165	61356-165	61357-165	160 + 160	1101.11



End Plate Without Transition Cage Extension

End Plate With Transition Cage Extension

End Plates

HORIZONTAL RACK MOUNTING FLANGES

Horizontal Rack mounting Flanges


No of slots	6U		9U		Mounting Bar
	Left	Right	Left	Right	
6	61054-11	61054-13	61054-11	61054-12	61052-11
8	61054-14	61054-16	61054-14	61054-15	61052-12
10	61054-17	61054-19	61054-17	61054-18	61052-13

See "Card Cage Drawings" in Eurocard Packaging Products Section

EMC GASKETS

fits bars 61360 thru 61368, Dot•Ten Eurocard Front Panels and Dot•Ten filler panel

	3U	6U	9U	Size/Style:
Model Number	61316-01	61316-03	61316-05	Front Panel
Dimension	4.000(101,60)	9.000(228,60)	14.250(361,95)	
Model Number	61316-02	61316-04	61316-06	Filler Panel
Dimension	4.250(107,95)	9.500(241,30)	14.750(374,65)	



EMC gasket

EMC Gasket specifications

Material:	BeCu Alloy 25
Finish:	Nickel, bright QQ-N-290