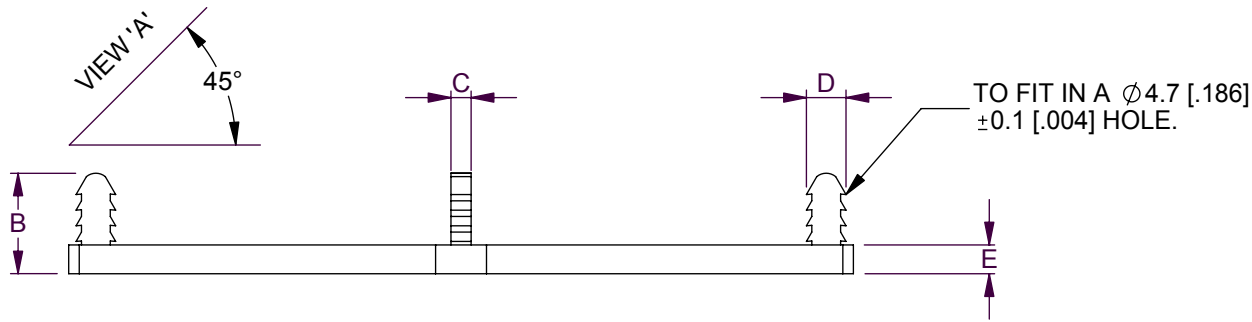
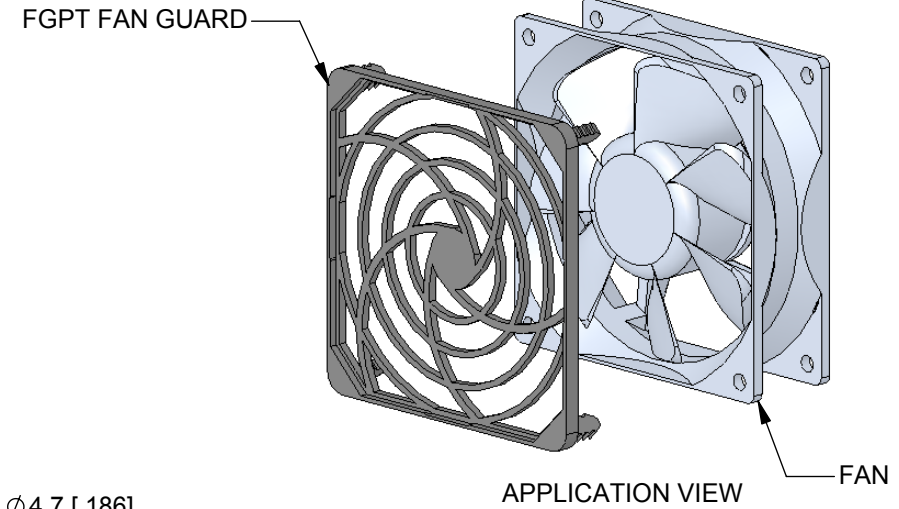
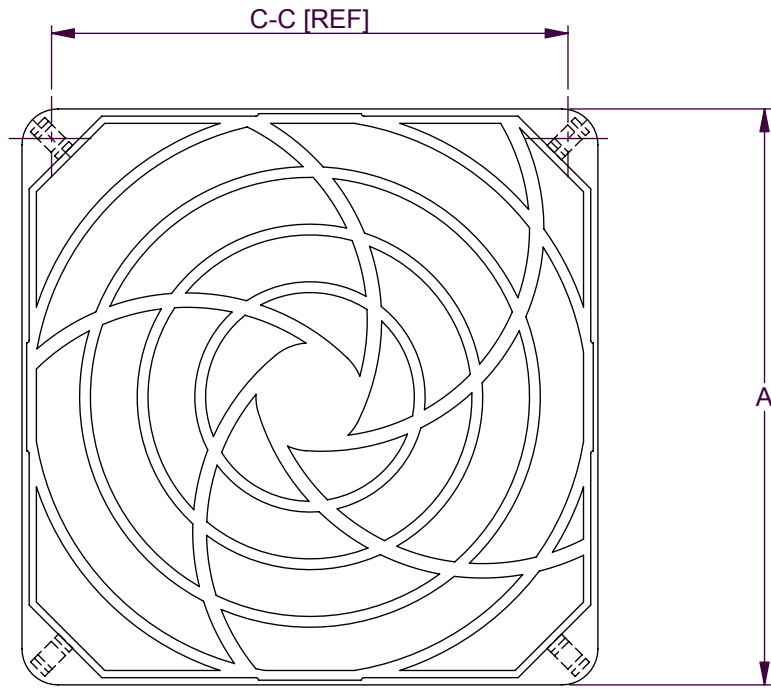


REV.	MODIFICATION.	DATE	DRN
01	NEW DRAWING	24/09/04	NJB
02	APPLICATION VIEW & SECONDARY DIMS ADDED	04/10/04	NJB
03	ECN 04-228	10/12/04	NJB
04	ECN 05-053	21/04/05	OW
05	ECN 06-259	07/12/06	SF
06	ECN 07-014	17/01/07	SF



VIEW 'A'

NOTES:
1) ALL PRIMARY DIMENSIONS IN mm,
SECONDARY DIMENSIONS IN [INCHES].

INFORMATION CONTAINED IN THIS DOCUMENT IS CONFIDENTIAL TO RICHCO INTERNATIONAL Co. Ltd. AND MAY NOT BE DISCLOSED OR REPRODUCED IN WHOLE OR PART WITHOUT THEIR WRITTEN CONSENT



METRIC GENERAL TOLERANCES ±0.25
ARE PRIMARY UNLESS OTHERWISE STATED
1 DECIMAL PLACE ±
2 DECIMAL PLACES ±
ANGULAR ±1°

IMPERIAL GENERAL TOLERANCES ±0.010
ARE FOR REFERENCE UNLESS OTHERWISE
1 DECIMAL PLACE ±
2 DECIMAL PLACES ±
ANGULAR ±1°

MATERIAL: ABS (RMS-171)		COLOUR: BLACK	
DESCRIPTION: FAN GUARDS		PART No: SEE TABLE	
DRG No: 04-103			SIZE A4
DRN NJB	DATE 24/09/04		CHKD OW
SCALE NTS		SHEET No 1 OF 1	

PART No.	DIM 'A'	DIM 'B'	DIM 'C'	DIM 'D'	DIM 'E'	C-C [REF] [Mounting hole]
FGPT-80	80 [3.150]	14.5 [.571]	2.8 [.111]	5.5 [.217]	4.0 [.158]	71.0 [2.795]
FGPT-92	92 [3.623]	15.0 [.591]	2.6 [.103]	5.5 [.217]	4.15 [.164]	82.0 [3.228]
FGPT-120	119 [4.685]	16.5 [.650]	3.0 [.119]	5.5 [.217]	4.5 [.178]	104.0 [4.094]