



RAYCHEM AS85049 ADAPTERS AND BAND STRAPS

THE INDUSTRY STANDARD FOR RUGGED, RELIABLE SHIELD
TERMINATIONS . . . NOW WITH BLACK ZINC NICKEL PLATING

AS85049 ADAPTERS AND BAND STRAPS

The Industry Standard for Rugged Reliable Shield Termination



INDUSTRY STANDARD

- Meets AS85049 NAVAIR standards

RELIABLE

- Self-coupling locking nut provides an improved mechanical protection against loosening under vibration
- Corrosion resistant

EASY TO USE

- Band straps available flat for side entry or precoiled for end entry
- Side-entry band straps allow easier installation and repair

VERSATILE

- Three band strap widths
- Cadmium, electroless nickel, or black zinc nickel plating

The AS85049 industry standard is used on most military circular connectors, including M38999. TE Connectivity (TE) offers a wide selection of sizes, materials and platings to meet your application needs.

The band strap termination system provides ease of installation and repair. TE offers the corrosion-resisting steel bands in three styles to help meet our customer's shield termination needs and termination tool of their choice.

Product Performance

APPLICATIONS

- Aerospace
- Marine
- Military Ground Vehicles
- Space-Based Systems

MECHANICAL AND ELECTRIC PERFORMANCE

- **Qualification:** Meets AS85049 performance requirements

MATERIALS

- **Bands Straps:** Stainless steel
- **Adapters:** Aluminum
- **Plating:** Cadmium, electroless nickel, or black zinc nickel

STANDARDS AND SPECIFICATIONS

- **Application Specification:** MIP 102
- **Product Specification:** R85049
- **Military Specification:** AS85049/82 through /90 and /128

APPLICATION TOOLING

- M85049/128-7 & 8 AS81306/1-02
- M85049/128-3 & 4 AS81306/1-01
- M85049/128-1 & 2 AS81306/2-01

TE Components ... TE Technology ... TE Know-how ...

AMP | Agastat | CII | Hartman | Kilovac | Microdot | Nanonics | Raychem | Rochester | DEUTSCH

Get your product to market faster with a smarter, better solution.

AS85049 Adapters And Band Straps

BAND STRAP PART NUMBERING

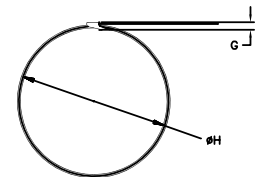
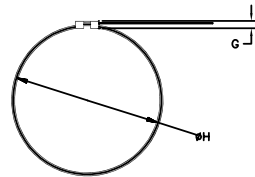
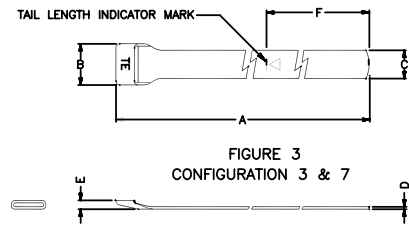
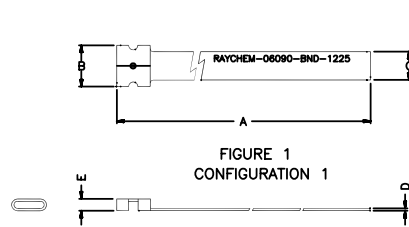
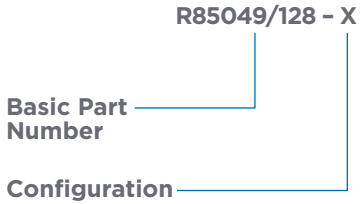
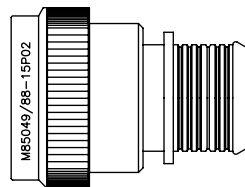
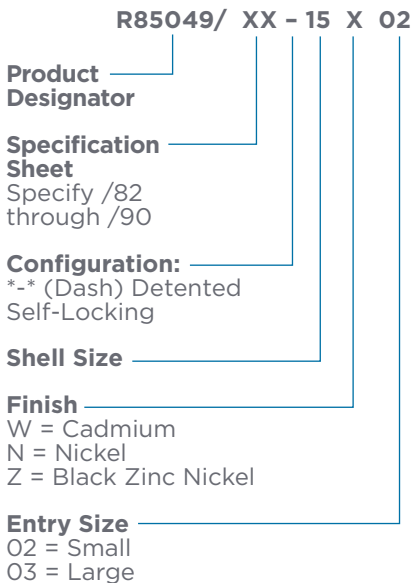


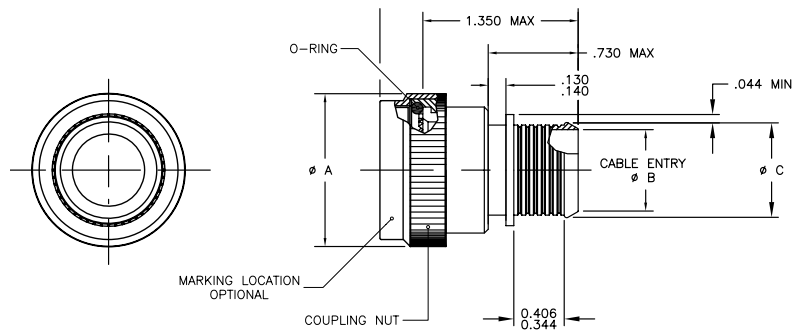
TABLE 1 — FIGURES 1, 2, 3, AND 4 CONFIGURATIONS AND DIMENSIONS

| Config | Figure | A ± .060 | B ± .031 | C ± .010 | D Ref | E Ref | F Ref | G Max | H Ref |
|--------|--------|--------------------|----------------|----------------|----------------|----------------|------------------|----------------|------------------|
| 1 | 1 | 14.00 (355.60) | .328 (8.33) | .245 (6.22) | .019 (0.48) | .100 (2.54) | — | — | — |
| 2 | 2 | — | — | — | — | — | — | .140 (3.56) | 1.750 (44.46) |
| 3 | 3 | 14.256 (362.10) | .350 (8.89) | .250 (6.35) | .020 (0.51) | .130 (3.30) | 2.031 (51.59) | — | — |
| 4 | 4 | — | — | — | — | — | — | .150 (3.81) | 1.750 (44.45) |
| 7 | 3 | 8.125 (206.38) | .195 (4.95) | .120 (3.05) | .015 (0.38) | .053 (1.35) | 2.031 (51.59) | — | — |
| 8 | 4 | — | — | — | — | — | — | .073 (1.85) | .860 (21.8) |

ADAPTER PART NUMBERING



SELF-LOCKING SHIELD BAND TERMINATION SHRINK BOOT ACCOMMODATION ADAPTER



For More Information

TE Technical Support Center

| | |
|----------------|--------------------|
| North America | +1 800 522 6752 |
| Asia Pacific | +86 0 400 820 6015 |
| Austria | +43 1 905 601 228 |
| Baltic Regions | +46 8 5072 5000 |
| Benelux | +31 73 6246 999 |
| Czech Republic | +420 800 701 462 |
| France | +33 1 34 20 86 86 |
| Germany | +49 6251 133 1999 |
| Hungary | +36 809 874 04 |
| Italy | +39 011 401 2632 |
| Nordic | +46 8 5072 5000 |
| Poland | +48 800 702 309 |
| Russia | +7495 790 790 2 |
| Spain/Portugal | +34 93 2910366 |
| Switzerland | +41 52 633 66 26 |
| United Kingdom | +44 800 267 666 |

Follow us on Twitter for all the latest product news
@TEConnectivity, and on Facebook, TEConnectivity.

te.com

© 2014 TE Connectivity Ltd. family of companies. All Rights Reserved.

1-1773720-2 ADM/RRD 2.5M 12/2014

TE Connectivity and the TE connectivity (logo) are trademarks of the TE Connectivity Ltd. family of companies.

Other product or company names mentioned herein may be trademarks of their respective owners.

While TE has made every reasonable effort to ensure the accuracy of the information herein, nothing herein constitutes any guarantee that such information is error-free, or any other representation, warranty or guarantee that the information is accurate, correct, reliable or current. The TE entity issuing this publication reserves the right to make any adjustments to the information contained herein at any time without notice. All implied warranties regarding the information contained herein, including, but not limited to, any implied warranties of merchantability or fitness for a particular purpose are expressly disclaimed. The dimensions herein are for reference purposes only and are subject to change without notice. Specifications are subject to change without notice.

Consult TE for the latest dimensions and design specifications.