


# Physical Network Security Solutions

## RJ45 Plug Lock-In Device

Reduce network downtime, data security breaches, and hardware theft with the RJ45 plug lock-in device. The versatile design works with most patch cords, faceplates, patch panels, IP cameras and other IP devices. It is also compatible with VoIP phones helping to prevent unauthorized removal and ensure E911 continuity.



RJ45 Plug Lock-In Device


RJ45 Jack Blockout Device

### Key Features

### Benefits

<b>Tamper-resistant</b>	Prevents unauthorized removal of cable, IP phone, other networking equipment or critical connection; compatible with VoIP phones to deter unauthorized users from moving or stealing phones, helping maintain E911 availability and compliance
<b>Compact design</b>	Can be installed without interfering with adjacent jacks and plugs, even in high-density applications
<b>Installation/removal tool</b>	Allows plug to be locked into or released from jack for enhanced physical security
<b>Color assortment</b>	Enables color-coding for visual identification; available in eight colors


## Installation and Removal Instructions



**To install device onto plug:** Insert the tool and rotate clockwise 90°. Snap the plug into the device. Rotate tool back to original position and remove it.



**To install into jack:** Insert plug into the jack as usual.




**To remove plug from jack:** Insert the tool into the device and rotate clockwise 180°. Remove the plug from the jack. Rotate the tool back to original position and remove it from the device.

# RJ45 Plug Lock-In Device


## Ordering Information

Part Number‡	Part Description	Color	Std. Pkg. Qty.^	Std. Ctn. Qty.
<b>Flush – Works with Flush Mount Jacks</b>				
PSL-DCPLX	Package of ten RJ45 plug lock-in devices and one installation/removal tool.	Red	1	20
PSL-DCPLX-BL	Package of ten RJ45 plug lock-in devices and one installation/removal tool.	Black	1	20
PSL-DCPLX-BU	Package of ten RJ45 plug lock-in devices and one installation/removal tool.	Blue	1	20
PSL-DCPLX-YL	Package of ten RJ45 plug lock-in devices and one installation/removal tool.	Yellow	1	20
PSL-DCPLX-IW	Package of ten RJ45 plug lock-in devices and one installation/removal tool.	International White	1	20
PSL-DCPLX-GR	Package of ten RJ45 plug lock-in devices and one installation/removal tool.	Green	1	20
PSL-DCPLX-OR	Package of ten RJ45 plug lock-in devices and one installation/removal tool.	Orange	1	20
PSL-DCPLX-IG	Package of ten RJ45 plug lock-in devices and one installation/removal tool.	International Gray	1	20
<b>Recessed – Works with Recessed Jacks</b>				
PSL-DCPLRX	Package of ten recessed RJ45 plug lock-in devices and one installation/removal tool.	Red	1	20
PSL-DCPLRX-BL	Package of ten recessed RJ45 plug lock-in devices and one installation/removal tool.	Black	1	20
PSL-DCPLRX-BU	Package of ten recessed RJ45 plug lock-in devices and one installation/removal tool.	Blue	1	20
PSL-DCPLRX-YL	Package of ten recessed RJ45 plug lock-in devices and one installation/removal tool.	Yellow	1	20
PSL-DCPLRX-IW	Package of ten recessed RJ45 plug lock-in devices and one installation/removal tool.	International White	1	20
PSL-DCPLRX-GR	Package of ten recessed RJ45 plug lock-in devices and one installation/removal tool.	Green	1	20
PSL-DCPLRX-OR	Package of ten recessed RJ45 plug lock-in devices and one installation/removal tool.	Orange	1	20
PSL-DCPLRX-IG	Package of ten recessed RJ45 plug lock-in devices and one installation/removal tool.	International Gray	1	20

## 2 Styles



For flush mount applications



For recessed applications

It is recommended to test your specific patch cords and jacks before implementing widespread usage.

‡Available in bulk packages of 100 devices and five removal tools. To order bulk package add -C to the suffix of part number. The RJ45 plug lock-in device may not be compatible with all jacks, overmolded cables, or PanView™ Cables.  
^Order number of pieces required, in multiples of Standard Package Quantity.

## Related Products

### Panduit Patch Cords

- Each patch cord is 100% performance tested
- Patented tangle free latch prevents snags and provides easy release, saving time on frequent moves, adds, and changes
- Labels on patch cords provide identification of performance level, length, and quality control number



Part Number	Part Description	Flame Rating	Length	Cable Color	Std. Pkg. Qty.	Std. Ctn. Qty.
<b>Category 6A</b>						
UTP28X^A	Category 6A Performance 28AWG UTP Patch Cord	CM/LSZH Dual Rated	3 Feet	Off White	1	10
UTP28X^M^A			1 Meter	Off White	1	10
<b>Category 6</b>						
UTP28SP^A	Category 6 Performance 28AWG UTP Patch Cord	CM/LSZH Dual Rated	3 Feet	Off White	1	10
UTP28SP^M^A			1 Meter	Off White	1	10
UTPSP3Y	TX6™ PLUS UTP Copper Patch Cord with TX6™ PLUS Modular Plugs on each end.	CM	3 Feet**	Off White^	1	10
UTPSP1MY		CM	1 Meter^^			
UTPSPL1MY		LSZH	1 Meter^^			
<b>Category 5e</b>						
UTPCH3Y	TX5e™ UTP Copper Patch Cord with Pan-Plug® Modular Plugs on each end.	CM	3 Feet**	Off White^	1	10
UTPCH1MY		CM	1 Meter^^			
UTPCHL1MY		LSZH	1 Meter^^			

\*For lengths 1 to 50 feet (increments of one foot) and five-foot increments 55-130 feet, and half-meter increments 0.5-10 meters, one-meter increments 11-20 meters, and five-meter increments 25-40 meters, change the length designation in the part number to the desired length.


^For standard cable colors other than Off White, Add suffix BL (Black), BU (Blue), RD (Red), YL (Yellow), GR (Green), OR (Orange), GY (Gray), or VL (Violet).

\*\*For lengths 1 to 20 feet (increments of one foot) and 25, 30, 35, 40 feet change the length designation in the part number to the desired length.

^^For lengths 1 to 10 meters (increments of 1 meter) and 0.5, 1.5, 2.5, 15, 20, 25, 30, 35, 40 meters, change the length designation in the part number to the desired length.

# RJ45 Jack Blockout Device

Protect network integrity and prevent unauthorized access to the network by securing open jacks with a simple and secure blockout device. The jack module blockout device saves time and money associated with downtime, data security breaches, hardware replacement and infrastructure repair. The innovative design snaps into RJ45 jacks and is released with the removal tool, ensuring the safety and security of your network infrastructure.



## Key Features

## Benefits

<b>Tamper-resistant</b>	Device blocks unauthorized access to jacks and potentially harmful foreign objects, saving time and money associated with data security breaches, network downtime, repair and hardware replacement
<b>Versatile functionality</b>	Compatible with most RJ45 jacks to accommodate a variety of applications and does not interfere with jack contacts
<b>Compact, low profile design</b>	Device can be installed or removed without interfering with adjacent jacks or hardware
<b>Removal tool</b>	Device may only be released with the special removal tool, ensuring the safety and security of your network infrastructure
<b>Color assortment</b>	Enables color-coding for visual identification; available in eight colors


## Ordering Information

Part Number‡	Part Description	Color	Std. Pkg. Qty. <sup>^</sup>	Std. Ctn. Qty.
PSL-DCJB	Package of ten RJ45 jack blockout devices and one removal tool.	Red	1	20
PSL-DCJB-BL	Package of ten RJ45 jack blockout devices and one removal tool.	Black	1	20
PSL-DCJB-BU	Package of ten RJ45 jack blockout devices and one removal tool.	Blue	1	20
PSL-DCJB-YL	Package of ten RJ45 jack blockout devices and one removal tool.	Yellow	1	20
PSL-DCJB-IW	Package of ten RJ45 jack blockout devices and one removal tool.	Off White	1	20
PSL-DCJB-GR	Package of ten RJ45 jack blockout devices and one removal tool.	Green	1	20
PSL-DCJB-OR	Package of ten RJ45 jack blockout devices and one removal tool.	Orange	1	20
PSL-DCJB-IG	Package of ten RJ45 jack blockout devices and one removal tool.	International Gray	1	20


‡Available in bulk packages of 100 devices and five removal tools. To order bulk package add -C to the suffix of part number.

<sup>^</sup>Order number of pieces required, in multiples of Standard Package Quantity.

## Installation and Removal Instructions



**To install:** Snap the RJ45 blockout device into the jack module.



**To release:** Insert the special removal tool which attaches to the RJ45 blockout device.




**To remove:** Retract the device.

# Typical Applications



Faceplates




VoIP Phone



IP Camera



Zone Cable Boxes



Patch Panels

## Related Products


Panduit also offers various physical network security products for fiber applications:



USB Type A  
Blockout Device  
(PSL-USBA and  
PSL-PERM-USBA)




USB Type B  
Blockout Device  
(PSL-USBB and  
PSL-PERM-USBB)



LC Duplex Adapter  
Blockout Device  
(PSL-LCAB)



LC Duplex Lock-In Clip  
(FLCCLIW-X)



SC Adapter  
Blockout Device  
(PSL-SCBD)

## WORLDWIDE SUBSIDIARIES AND SALES OFFICES

PANDUIT CANADA  
Markham, Ontario  
cs-cdn@panduit.com  
Phone: 800.777.3300

PANDUIT EUROPE LTD.  
London, UK  
cs-emea@panduit.com  
Phone: 44.20.8601.7200

PANDUIT SINGAPORE PTE. LTD.  
Republic of Singapore  
cs-ap@panduit.com  
Phone: 65.6305.7575

PANDUIT JAPAN  
Tokyo, Japan  
cs-japan@panduit.com  
Phone: 81.3.6863.6000

PANDUIT LATIN AMERICA  
Guadalajara, Mexico  
cs-la@panduit.com  
Phone: 52.33.3777.6000

PANDUIT AUSTRALIA PTY. LTD.  
Victoria, Australia  
cs-aus@panduit.com  
Phone: 61.3.9794.9020

For a copy of Panduit product warranties, log on to [www.panduit.com/warranty](http://www.panduit.com/warranty)

For more information

Visit us at [www.panduit.com](http://www.panduit.com)

Contact Customer Service by email: [cs@panduit.com](mailto:cs@panduit.com)  
or by phone: 800.777.3300

**PANDUIT**<sup>®</sup>

©2016 Panduit Corp.  
ALL RIGHTS RESERVED.  
Printed in the U.S.A.  
IDCB85--WW-ENG  
replaces SA-IDCB57  
3/2016