


StructuredGround™ Grounding Kits for Net-Access™ Cabinets and 4 Post Racks



SPECIFICATION SHEET

specifications

Structured grounding kits shall be UL Listed, CSA Certified, and RoHS compliant. Grounding strip and connectors shall be tin-plated. Grounding strip shall comply with EIA universal mounting hole spacing and mount to standard racks and cabinets. All components shall be bonded to the rails with paint piercing hardware. Electrostatic discharge (ESD) ports shall be mounted to both the front and back of the rack or cabinet. Equipment shall be bonded to the grounding strip with a discreet jumper and two-hole long barrel compression lugs. There shall be a #6 AWG copper code discreet jumper that terminates on the mesh common bonding network (MCBN) with a copper compression HTAP and attaches to the grounding strip using a two-hole, long barrel compression lug. The compression lugs shall meet NEBS Level 3 criteria and have inspection windows. All jumpers shall have green-and-yellow VW-1 rated insulation. If the 4 post rack or cabinet is not fully bonded, where rack or cabinet sections bolt together a provision must be made to ensure metal-to-metal contact. An acceptable means of creating this metal-to-metal contact is deploying a tin-plated copper busbar and front to back grounding jumpers to bond to all mounting rails.



technical information

Performance level:	UL Listed, CSA Certified, RoHS Compliant
Packaging:	Common bonding network (CBN) jumper kit is supplied with one copper compression HTAP, mounting hardware, and antioxidant
	Grounding strip kits are supplied with mounting hardware and antioxidant
	Equipment jumper kits are supplied with mounting hardware and antioxidant
	Surge suppressor jumper kit is supplied with mounting hardware and antioxidant
	Grounding busbar kit is supplied with 20 hex head screws pre-installed, mounting hardware, and flat washers for mounting
	Front to back rail jumper kits are supplied with mounting hardware, two grounding stickers, and antioxidant

key features and benefits

Visually verifiable ground system	Provides a dedicated, low resistance, and visually verifiable ground system to maintain system performance, protect network equipment, and maximize uptime
Paint piercing components and thread-forming screws	Eliminate the need to manually remove paint from the rack or cabinet, saving labor and cost and minimizing metal shavings
Flexible design	Can be installed on readily available, new and existing racks and cabinets that meet EIA-310-D; allows up to 45 units to be grounded
Complete system of matched components	Saves labor and cost by making it easy to select components and kits for the particular rack grounding application

applications

Because data center racks and cabinets are typically painted and bolted together, electrical continuity throughout the rack or cabinet is not assured. Panduit® StructuredGround™ Grounding System Kits provide a solution for properly grounding racks, cabinets, and housed equipment. Paint piercing components are available to provide continuity between frame members. Thread-forming screws or bonding studs are supplied with the grounding kits to provide a bond between the grounding strip and the rack or cabinet by removing paint from thread holes and minimizing metal shavings. The grounding strip can be connected to the raised floor or overhead system ground using the common bonding network (CBN) jumper. Network equipment is bonded to the grounding strip using available equipment jumpers and paint piercing hardware.

For the complete StructuredGround™ Grounding System offering, refer to www.panduit.com/dcgrounding

Common Bonding Network (CBN) Jumper Kit

#6 – #2 AWG (16 – 35mm²) HTAP, 60" (1.52m) L, #6 AWG (16mm²), factory terminated on one end: RGCBNJ660P22

Grounding Strip Kits

One strip for threaded rail fasteners: RGS134-1Y

One strip for cage nut rail fasteners: RGS134B-1

Equipment Jumper Kits

#6 AWG (16mm²), factory terminated on one end 57" (1.45m) L, 90° bent: RGEJ657PFY

Surge Suppressor Jumper Kit

#10 AWG (16mm²), factory terminated on both ends: SSGK-1

Electrostatic Discharge (ESD) Port Kit

Two-hole for threaded rail fasteners: RGESD2-1

Two-hole for cage nut rail fasteners: RGESD2B-1

Grounding Busbar Kit

19" (.48m) L, for threaded: RGRB19U

19" (.48m) L, for cage nut: RGRB19CN

Front to Back Rail Jumper Kits

#6 AWG (16mm²), factory terminated on both ends 30" (.75m) length: CGJ630UB

Bonding Screws

#12 – 24 x 1/2": RGTBSG-C

Bonding Hardware Kit

Bonding stud kit for cage nut rail fasteners: CGNBSK

4 Post Racks

Threaded 84.00"H x 23.25"W x 30.00"D (2.13m x .59m x .76m): CMR4P84

Cage nut 84.00"H x 23.25"W x 30.00"D (2.13m x .59m x .76m): CMR4P84CN

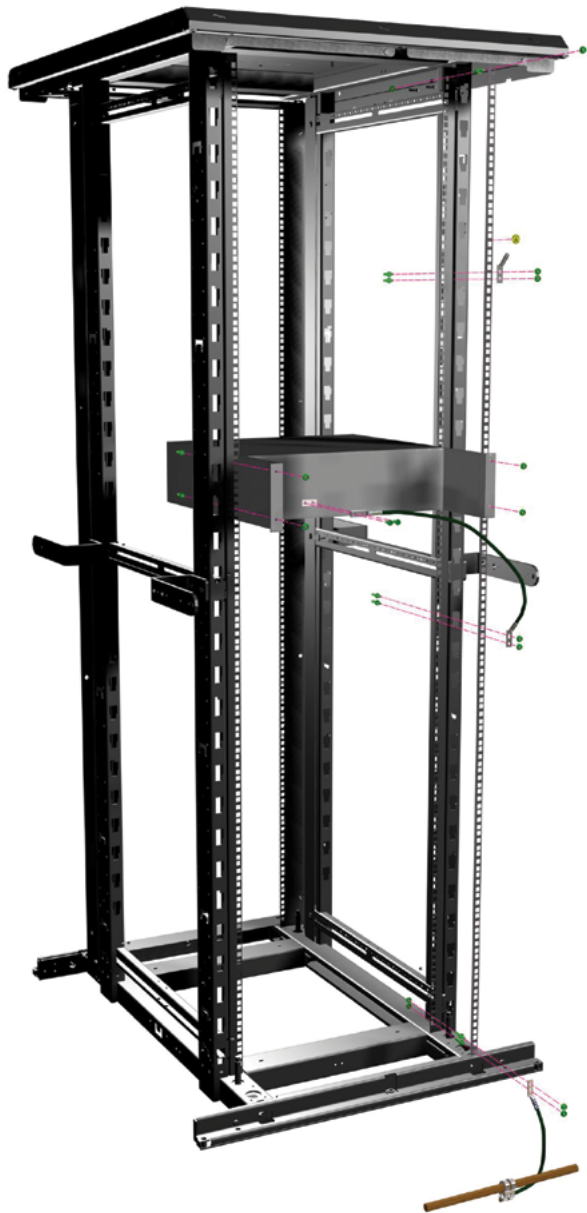
Net-Access™ Cabinets

N-Type Network Cabinets are available with threaded rails or cage nut rails - consult factory. S-Type Server Cabinets are available only with cage nut rails. See www.panduit.com/Cabinets

Hardware is also available for mounting to thru-hole, M5, and M6 rails.--

All Panduit® Net-Access™ and 4 Post Racks Cabinets are fully bonded and compatible with StructuredGround™ Grounding System.


StructuredGround™ Grounding Kits for Net-Access™ Cabinets and 4 Post Racks



Cage nut hardware shown, kits also available for threaded rails.

Grounding Strip Kit:

- Provides a bond between the grounding strip and rack or cabinet, eliminating the need to scrape paint



Bonding Hardware Kit:

- Patent pending, bonds equipment and patch panels to the front or back of the rack or cabinet




Electrostatic Discharge (ESD) Port Kit:

- Bent 45° acts as a hook to hold ESD wrist strap



Equipment Jumper Kit:

- Bonds network equipment to the grounding strip or grounding busbar




Common Bonding Network (CBN) Jumper Kit:

- Connects grounding strip or grounding busbar to MCBN in underfloor and overhead grounding applications



*Front to Back Rail Jumper Kit:

- Patent pending hardware bonds the front and back cabinet rails to the cabinet grounding busbar



*Grounding Busbar Kit:

- Provides the common grounding point within the cabinet



*For use with unbonded cabinet; not required for Panduit Net-Access™ Cabinets or 4 Post Racks

WORLDWIDE SUBSIDIARIES AND SALES OFFICES

PANDUIT CANADA
Markham, Ontario
cs-cdn@panduit.com
Phone: 800.777.3300

PANDUIT EUROPE LTD.
London, UK
cs-emea@panduit.com
Phone: 44.20.8601.7200

PANDUIT SINGAPORE PTE. LTD.
Republic of Singapore
cs-ap@panduit.com
Phone: 65.6305.7575

PANDUIT JAPAN
Tokyo, Japan
cs-japan@panduit.com
Phone: 81.3.6863.6000

PANDUIT LATIN AMERICA
Guadalajara, Mexico
cs-la@panduit.com
Phone: 52.33.3777.6000

PANDUIT AUSTRALIA PTY. LTD.
Victoria, Australia
cs-aus@panduit.com
Phone: 61.3.9794.9020

For a copy of Panduit product warranties, log on to www.panduit.com/warranty

For more information

Visit us at www.panduit.com

Contact Customer Service by email: cs@panduit.com
or by phone: 800.777.3300 and reference GRSP15

PANDUIT®

©2016 Panduit Corp.
ALL RIGHTS RESERVED.
Printed in the U.S.A.
GRSP15--WW-ENG
Replaces SA-GRSP03
6/2016