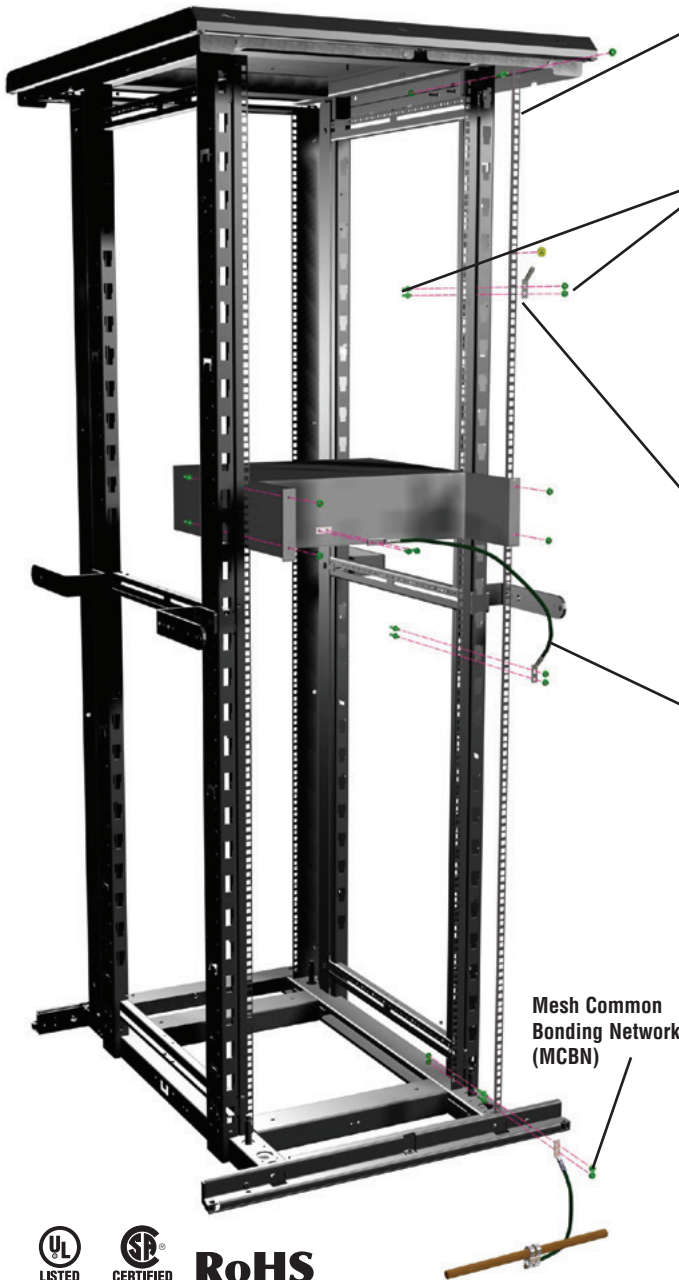


# StructuredGround™ Kits for Data Center Cabinet Grounding Selection Guide


## Complete Grounding Solution

- Maximize uptime, maintains systems performance, and protects network equipment
- Provides a dedicated, low resistance, and visually verifiable ground system
- Flexible design for use on EIA-310 compliant cabinet



### Grounding Strip Kit: RGS

- Patented hardware provides a bond between grounding strip and cabinet, eliminating the need to scrape paint



### Bonding Cage Nut: CNBK

- Patented, bonds equipment and patch panels to cabinet rails



### Electrostatic Discharge (ESD) Port Kit: RGEDS

- Bent 45° acts as a hook to hold ESD wrist strap




### Electrostatic Discharge (ESD) Wrist Strap Kits: RGEDWS

- Prevents damaging electrostatic discharge to equipment and personnel




### Equipment Jumper Kit: RGEJ

- Bonds network equipment to the grounding strip or grounding busbar



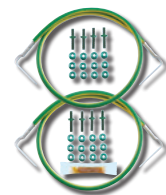
### Common Bonding Network (CBN) Jumper Kit: RGCBN

- Connects grounding busbar to MCBN in access floor and overhead grounding applications




### \*Front to Back Rail Jumper Kit: CGJ

- Patent pending hardware bonds the front and back cabinet rails to the cabinet grounding busbar



### \*Grounding Busbar Kit: RGRB19

- Provides the common grounding point within the cabinet



**RoHS**

\*For use with unbonded cabinet; not required for Panduit® Net-Access™ Cabinets or 4 Post Racks

# StructuredGround™ Kits for Data Center Cabinet Grounding Selection Guide

## Cabinet Grounding Selection in 2 Easy Steps:

1. What type of fasteners do your mounting rails require?
2. What is the maximum depth of the equipment being mounted?

Selection Criteria	Grounding Strip Kit <sup>^</sup>	ESD Port Kit (2 required) <sup>‡</sup>	ESD Wrist Strap	Grounding Busbar Kit <sup>^</sup>	Front to Back Rail Jumper Kit <sup>^</sup>	Common Bonding Network (CBN) Jumper Kit <sup>*</sup>	Equipment Jumper Kit <sup>**</sup>	Bonding Hardware <sup>***</sup>
<b>Panduit® Net-Access™ Cabinets: CN1, CN2, CN4, CN5, CN1CN, CN2CN, CS1, CS2 and CS3</b>	<b>StructuredGround™ Kits for Data Center Cabinet Grounding</b>							
<b>1. Rail Fasteners</b>								
Threaded #12-24 <sup>•</sup>	RGS134-1Y	RGESD2-1*	RGESDWS	—	—	RGCBNJ660P22	GJS660U	RGTBSG-C (Bonding Screw)
Cage Nut <sup>••</sup>	RGS134B-1	RGESD2B-1*						CGNBSK (Bonding Stud)
<b>EIA-310-D Compliant Cabinets</b>	<b>StructuredGround™ Kits for Data Center Cabinet Grounding</b>							
<b>1. Rail Fasteners</b>	<b>2. Rail Depth up to</b>							
Threaded #12-24 or M6	20" (.5m)	RGS134-1Y	RGESD2-1	RGRB19U	RGESDWS	RGCBNJ660P22	GJS660U	RGTBSG-C or RGTBSM6G-C
	30" (.75m)							
	40" (1m)							
Threaded #10-32 or M5	20" (.5m)	RGS134B-1	RGESD2A-1*	RGRB19CN	RGESDWS	RGCBNJ660P22	GJS660U	RGTBS1032G-C or RGTBSM5G-C
	30" (.75m)							
	40" (1m)							
Cage Nut	20" (.5m)	RGS134B-1	RGESD2B-1*	RGRB19CN	RGESDWS	RGCBNJ660P22	GJS660U	CNBK (Bonding Cage Nut)
	30" (.75m)							
	40" (1m)							
1/4" Thru-Hole	20" (.5m)	RGS134C-1	RGESD2C-1	RGRB19U	RGESDWS	RGCBNJ660P22	GJS660U	THBSK (Bonding Stud)
	30" (.75m)							
	40" (1m)							

<sup>^</sup>Grounding strip kits, grounding busbar kits, and front to back rail jumper kits are supplied with mounting hardware based upon rail type.

<sup>•</sup>Grounding strip kits include 45 RU strip lengths, additional kits for 42 RU and 47 RU also available. Grounding strip kits also available in packages of ten.

<sup>‡</sup>ESD port recommended for use on front and back of cabinet.

<sup>\*</sup>CBN jumper kit supports MCBN connection up to #2 AWG (35mm<sup>2</sup>). Use RGCBNJ660PY for cable sizes up to 250kcmil (120mm<sup>2</sup>).

<sup>\*\*</sup>Additional equipment jumper kits available in different sizes with different termination options. One equipment jumper kit is required per component.

<sup>\*\*\*</sup>Use bonding hardware to mount and bond equipment to the cabinet.

<sup>•</sup>Threaded #12-24 rails are included with the CN1, CN2, CN4 and CN5 cabinets.

<sup>••</sup>Cage nut equipment rails are sold in pairs for the cabinets, order part numbers CNRC, CN1CN, CN2CN, CS1, CS2 and CS3.

## WORLDWIDE SUBSIDIARIES AND SALES OFFICES

PANDUIT CANADA  
Markham, Ontario  
cs-cdn@panduit.com  
Phone: 800.777.3300

PANDUIT EUROPE LTD.  
London, UK  
cs-emea@panduit.com  
Phone: 44.20.8601.7200

PANDUIT SINGAPORE PTE. LTD.  
Republic of Singapore  
cs-ap@panduit.com  
Phone: 65.6305.7575

PANDUIT JAPAN  
Tokyo, Japan  
cs-japan@panduit.com  
Phone: 81.3.6863.6000

PANDUIT LATIN AMERICA  
Guadalajara, Mexico  
cs-la@panduit.com  
Phone: 52.33.3777.6000

PANDUIT AUSTRALIA PTY. LTD.  
Victoria, Australia  
cs-aus@panduit.com  
Phone: 61.3.9794.9020

For a copy of Panduit product warranties, log on to [www.panduit.com/warranty](http://www.panduit.com/warranty)

For more information

Visit us at [www.panduit.com](http://www.panduit.com)

Contact Customer Service by email: [cs@panduit.com](mailto:cs@panduit.com)  
or by phone: 800-777-3300



©2016 Panduit Corp.  
ALL RIGHTS RESERVED.  
Printed in the U.S.A.  
GRSG01--SA-ENG  
6/2016