

Modular Patch Panels

SELECTION GUIDE



An Extensive Selection of Patch Panels Supports Your Application

Panduit offers an extensive selection of modular patch panels, with various styles and port densities and an assortment of labeling options making them ideal for any installation. Select patch panels are available in a standard White color option.

Modular patch panels accept all Mini-Com® Modules in copper, fiber, and A/V, which snap in and out for easy moves, adds, and changes. This modular system is ideal for multimedia applications, providing flexibility to customize any installation. All patch panels mount to standard EIA 19-inch or 23-inch racks with optional extender brackets.

A variety of accessories are available to optimize the installation. Strain relief bars are recommended for all installations to properly support cables exiting the back of the panel. Covers and blank panels promote proper airflow and cooling by filling unused rack openings.

Unshielded and Shielded

Unshielded Patch Panels

Unshielded patch panels consist of a metal panel and molded snap-in faceplates. Removable faceplates on select panels allow front access to installed modules.

Available features:

- Label pockets for easy identification; designs without a label pocket accommodate optional adhesive labeling
- Standard and high density
- Flush mount and front access
- Flat, angled, and recessed designs



Shielded Patch Panels

Shielded patch panels are recommended for high RFI/EMI environments, where interference is a risk. Panduit's shielded offering includes integrated shielding which allows seamless integration with the Panduit® Structured Ground™ Grounding System.

Available features:

- Stainless steel construction (48-port High Density includes a molded faceplate)
- Dedicated areas for port identification which accept adhesive labels
- Accept Mini-Com® Shielded Jack Modules
- Standard and High Density
- Flat and angled designs
- Select models include built-in strain relief bar



Style

Flat

Flat panels require horizontal cable managers to help organize and route cables into vertical managers. Extended strain relief bars are recommended to allow proper cable support.

Angled

Angled panels enable higher density by allowing cables to flow to each side of the rack, thus minimizing the need for horizontal cable managers and allowing patch cords to be routed directly into vertical cable managers. Straight strain relief bars are recommended, as closer mounting to the panel eliminates sagging and provides improved cable support.


High-Density Patch Panels

High-density patch panels are an ideal solution for installations with space constraints, are available in flat and angled designs, with 48 ports in one rack space and 72 ports in two rack spaces. The angled design increases rack density, managing high-density applications in one-fourth the area needed for conventional cable management systems. (High capacity vertical managers are recommended.)

Strain Relief Bars

Strain relief bars (SRB) are used to support and manage cables in telecommunication rooms. Panduit's extensive selection offers the flexibility to fit in a variety of applications, and ranges from a simple straight bar to one with distinctive features such as integrated adjustable clips.

In single rail cabinets or racks, the strain relief bar with direct patch panel mount and quick release bracket is recommended; it attaches directly to most Panduit patch panels providing integrated support.

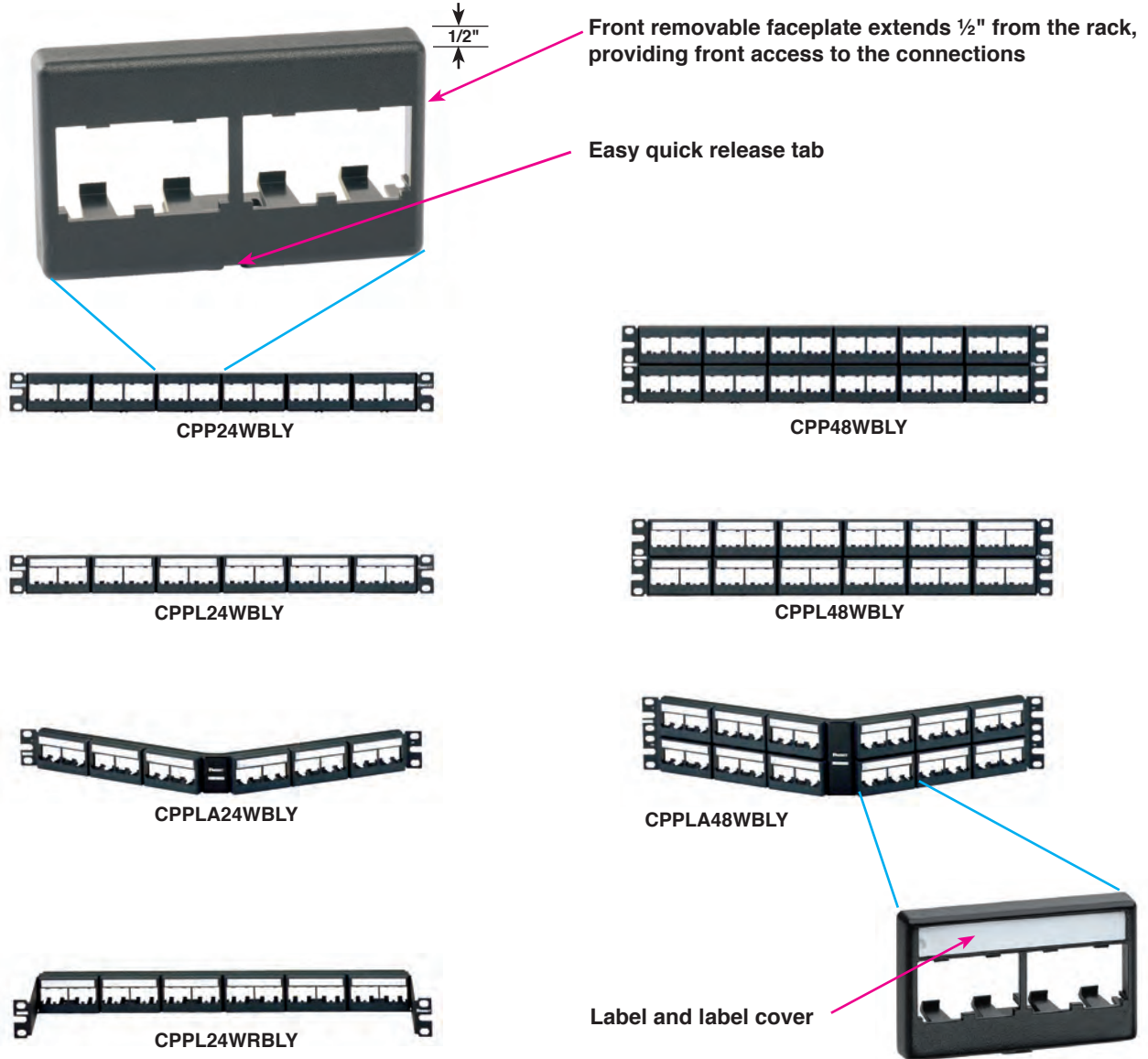


DISCLAIMER: The information contained herein is intended as a guide for use by persons having technical skill. Buyer shall determine the suitability of the Panduit product for his intended use and Buyer assumes all risk and liability whatsoever in connection therewith.

Unshielded

Front Access

- Recommended for installations where access to the back of the rack is limited
- Label feature available, includes label and cover



Part Number	Style	Ports	RU	Recommended SRB	Replacement Faceplate	Replacement Label	Label	Label (see page 19)
CPP24WBLY	Flat	24	1	Extended	CFFP4BL	—	Adhesive	A
CPP48WBLY		48	2			—		
CPPL24WBLY		24	1		CFFPL4BL	C4PPLK	Pocket	
CPPL48WBLY		48	2					
CPPLA24WBLY	Angled	24	1	Straight	CFFPL4BL	C4PPLK	Pocket	A, B
CPPLA48WBLY		48	2					
CPPL24WRBLY	Recessed	24	1	—				

Unshielded

Ultimate ID® Patch Panels

- Recommended for installations that follow common labeling standard or where multiple labeling areas are needed
- Meet TIA-606-B labeling standards with ease



UICMPP24BLY



UICMPP48BLY



UICMPPA24BLY



UICMPPA48BLY




UICPPL4BL




UICPP2L4BL

Extends 1/8" from the rack

Single or dual label pockets with clear snap-in cover (labels sold separately)



UICMPPT24BLY



UICMPPT48BLY



UICMPPTA24BLY




UICMPPTA48BLY

Part Number	Style	Ports	RU	Recommended SRB	Replacement Faceplate	Replacement Cover	Label	Label (see page 19)
UICMPP24BLY	Flat	24	1	Extended	UICPPL4BL UICPP2L4BL UICPP2L4BL	UILC4CL-X	Pocket	E, H
UICMPP48BLY		48	2					
UICMPPT24BLY		24	1					
UICMPPT48BLY		48	2					
UICMPPA24BLY	Angled	24	1	Straight	UICPPL4BL UICPP2L4BL UICPP2L4BL			
UICMPPA48BLY		48	2					
UICMPPTA24BLY		24	1					
UICMPPTA48BLY		48	2					

Unshielded

Flush Mount

- Mount flush with the rack to match other product or equipment installed
- Optional vertical number sequence simplifies installation by mimicking common switch-port numbering
- Pre-printed numbers above each port
- White write-on areas for port or panel identification
- Select part numbers available in standard White color option on page 20



Pre-printed numbers for easy identification

Write on areas for custom adhesive labels

Flush mount design allows panel to align with other rack-mountable products



CPP24FMWBLY



CPPA24FMWBLY



CPP48FMWBLY



CPPA48FMWBLY

Part Number	Style	Ports	RU	Recommended SRB	Label	Label (see page 19)
CPP24FMWBLY	Flat	24	1	Extended	Adhesive	A
CPP48FMWBLY		48	2			
CPP48FMVNSWBLY						
CPPA24FMWBLY	Angled	24	1	Straight		
CPPA48FMWBLY		48	2			

Unshielded

6-Port Configuration

- Modules arranged in groups of six to match the layout of select switches
- Faceplate style (M6) includes label pocket with preprinted labels and cover
- Flush mount style (FM6) mounts flush with the rack to match other product or equipment installed

Faceplate Style



CPPL24M6BLY



CPPL48M6BLY

Extends 1/8" from the rack



Pre-printed labels included

6-port configuration

Part Number	Style	Ports	RU	Recommended SRB	Replacement Faceplate	Replacement Label	Label	Label (see page 19)
CPPL24M6BLY	Flat	24	1	Extended	CFPLM6BLY	C6PPLK1-24	Pocket	C
CPPL48M6BLY	Flat	48	2			C6PPLK1-24 C6PPLK25-48		

Flush Mount Style



CPP48FM6BL




CPP48FM6VNSBL



CPPA48FM6BL

Vertical number sequence mimics common switch port numbering



Write-on area for custom adhesive labeling


Part Number	Style	Ports	RU	Recommended SRB	Label	Labels (page 19)
CPP48FM6BL	Flat	48	2	Extended	Adhesive	G
CPP48FM6VNSBL						
CPPA48FM6BL	Angled	48	2	Straight	Adhesive	G
CPPA48FM6VNSBL						

Unshielded

High Density


- Recommended for installations with limited real estate
- Allows up to 48 unshielded connections per rack unit
- Select part numbers available in standard White color option on page 20

Standard number sequence (no labeling)




CPP48HDWBLY

Enhanced label area accepts custom adhesive labeling



CPP48HDEWBL

Vertical number sequence mimics common switch port numbering (no labeling)



CPP48HDVNSWBL



Part Number	Style	Ports	RU	Recommended SRB	Label	Label (see page 19)
CPP48HDWBLY	Flat	48	1	Extended	—	—
CPP48HDEWBL					Adhesive	E
CPP48HDVNSWBL					—	—
CPPA48HDWBLY	Angled	48	1	SRBM19BLY	—	—
CPPA48HDEWBL					Adhesive	E
CPPA48HDVNSWBL					—	—

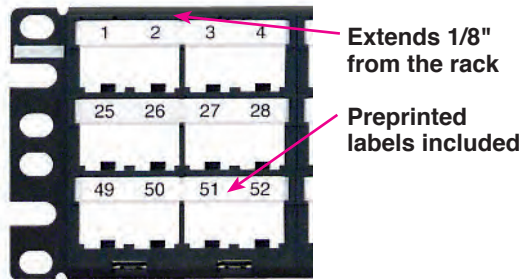
Unshielded

High Density

- Recommended for installations with limited real estate; allows up to 72 connections in 2 rack units

Faceplate Design

- Faceplate can be removed from the front of the panel, allowing easy access to the connections
- Recommended for installations with space limitation that need labeling
- Includes label pocket with labels and label covers

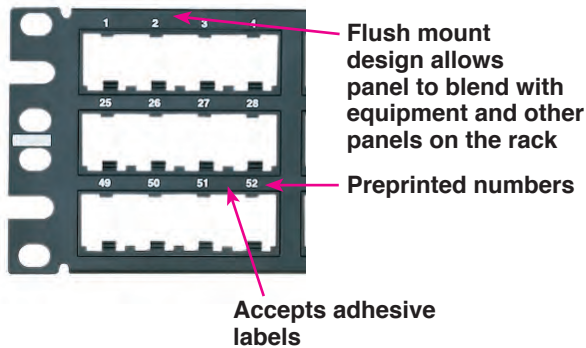


CPPL72WBLY



CPPLA72WBLY

Flush Mount Design



CPP72FMWBLY



CPPA72FMWBLY

Part Number	Style	Ports	RU	Recommended SRB	Replacement Label	Label	Label (see page 19)
Flush Mount Design							
CPP72FMWBLY	Flat	72	2	Extended	NA	Adhesive	E
CPPA72FMWBLY	Angled			SRBM19BLY			
Faceplate Design							
CPPL72WBLY	Flat	72	2	Extended	C72PPLK	Pocket	D
CPPLA72WBLY	Angled			SRBM19BLY			

Unshielded

32 Port


- Recommended for installations in need of a semi-high-density panel in 1 RU



CPP32WBLY

Arranged in groups of 8

Extends 1/8" from the rack



Jacks mount in 90° orientation

Part Number	Style	Ports	RU	Recommended SRB	Label	Label (see page 19)
CPP32WBLY	Flat	32	1	Extended	Adhesive	E

Wall Mount

- Recommended for wall mount applications with limited space, when few ports are required
- Accepts custom adhesive labels
- Front access for easier access to connections



CPP12WBL (WB89D bracket not included)



89D bracket for use with CPP12WBL

WB89D



Built-in mounting frame

3"

CWPP12WBL

Part Number	Style	Ports	RU	Replacement Faceplate	Label	Label (see page 19)
CPP12WBL	89D	12	—	CFFP4BL	Adhesive	A
CWPP12WBL	Wall Mount		—			

Shielded

Standard Density


- Recommended for environments with potential RFI/EMI interference
- Shielded jack module removal tool included



CP16BLY



CP24BLY



CP48BLY




CPA24BLY



CPA48BLY

All stainless steel construction allows shielded jacks to bond directly to panels



Built in grounding lug bonds panel to rack

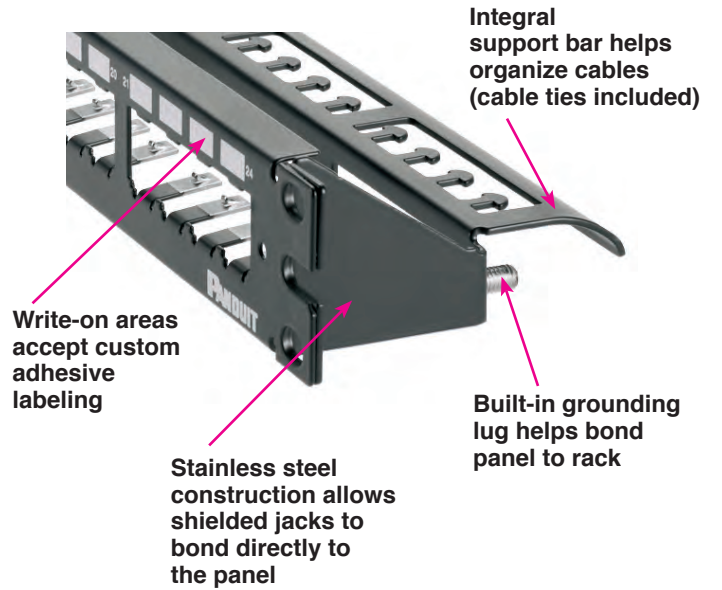

Write-on areas accept custom adhesive labeling

Part Number	Style	Ports	RU	Recommended SRB	Label	Label (see page 19)
CP16BLY	Flat	16	1	Extended	Adhesive	F
CP24BLY		24				A
CP48BLY		48				2
CPA24BLY	Angled	24	1	Straight		
CPA48BLY		48	2			

Shielded

Standard Density with Integral Support

- Recommended for environments with potential RFI/EMI interference
- Shielded jack module removal tool included



Part Number	Style	Ports	RU	Label	Label (see page 19)
CP16WSBLY	Flat	16	1	Adhesive	F
CP24WSBLY		24			A
CP48WSBLY		48	2		

Shielded

High Density

- Recommended for installations with limited real estate and potential RFI/EMI interference
- 48 ports in 1 RU

Preprinted numbers for easy port identification; accepts custom adhesive labeling



Stainless steel construction with metal bonding strip properly bonds shielded jack modules



CP48HDBL



CPA48HDBL


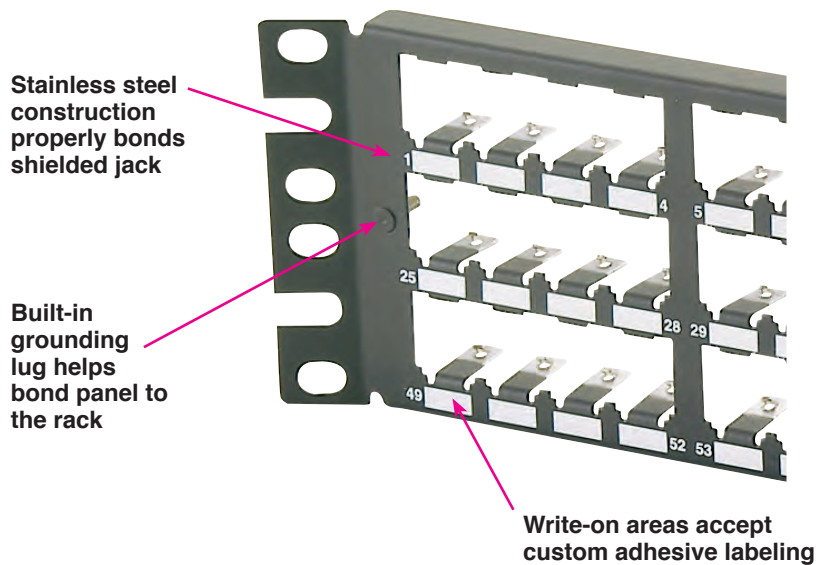
Part Number	Style	Ports	RU	Recommended SRB	Label	Label (see page 19)
CP48HDBL	Flat	48	1	Extended	Adhesive	E
CPA48HDBL	Angled			Straight		

*Includes trilobular screws to properly bond the panel to the rack

Shielded

High Density

- Recommended for installations with limited real estate and potential RFI/EMI interference
- 72 ports in 2 RU
- Shielded jack module removal tool included



CP72BLY



CPA72BLY

Part Number	Style	Ports	RU	Recommended SRB	Label	Label (see page 19)
CP72BLY	Flat	72	2	Extended	Adhesive	E
CPA72BLY	Angled			Straight		

QuickNet™ Patch Panels

- Designed to work with Panduit's preterminated Copper and Fiber systems
- High density available for areas with limited real estate
- For shielded or unshielded applications
- Select part numbers available in standard White color option on page 21



QPP24BL
QSP24BL^




QPP48HDBL
QPP48HDVNSBL**
QSP48HDBL^



QAPP24BL
QASP24BL^



QAPP48HDBL
QAPP48HDVNSBL**
QASP48HDBL^



****Vertical numbering sequence**

Part Number	Style	Ports	RU	Recommended SRB	Label	Label (see page 19)
QPP24BL	Flat	24	1	Extended	Adhesive/ QPPLC24	G
QSP24BL^					Adhesive/ QPPLC24	
QPP48HDBL					—	—
QPP48HDVNSBL		—			—	
QSP48HDBL^		—			—	
QAPP24BL	Angled	24		Straight	Adhesive/ QPPLC24	G
QASP24BL^					Adhesive/ QPPLC24	
QAPP48HDBL		48			—	—
QAPP48HDVNSBL					—	—
QASP48HDBL^					—	—

^Shielded

Patch Panel Kits

- One easy-to-order part number with all necessary components
- Select kits available in flat or angled style, in multiple performance levels



Unshielded

Supplied with black Mini-Com® Giga-TX™ Jack Modules



Category 6A
CJ6X88TGBL

Part Number	Category	Ports	Patch Panel	Style	RU	Labeling	Label (see page 19)
CPPKL6ATG24WBL	6A	24	CPPL24WBLY	Flat	1	Pocket	A, B
CPPKL6ATG48WBL		48	CPPL24WBLY		2		A, B
CPPKLA6ATG24WBL		24	CPPLA24WBLY	Angled	1		A, B
CPPKLA6ATG48WBL		48	CPPLA24WBLY		2		A, B



Category 6
CJ688TGBL

CPPK6G24WBL	6	24	CPP24WBLY	Flat	1	Adhesive	A
CPPKL6G24WBL			CPPL24WBLY			Pocket	A, B
UICMPPK6G24BL			UICMPP24BLY				E, H
CPPKA6G24WBL			CPPA24WBL*	Angled		Adhesive	A
CPPKLA6G24WBL			CPPLA24WBLY			Pocket	A, B
UICMPPKA6G24BL			UICMPPA24BLY	E, H			
CPPKL6G48WBL		48	CPPL24WBLY	Flat		2	A, B



Category 5e
CJ5E88TGBL

CPPKL5EG24WBL	5e	24	CPPL24WBLY	Flat	1	Pocket	A, B
CPPKL5EG48WBL		48	CPPL24WBLY				2

* This patch panel only available in this kit

Shielded

Supplied with Mini-Com® Giga-TX™ Shielded Jack Modules and strain relief bars.



Category 6
CJS688TGY

Part Number	Category	Ports	Patch Panel	Included SRB	Style	RU	Labeling	Label (see page 19)
CP24WSK6TGLGY	6	24	CP24WSLGY^	Integrated	Flat	1	Adhesive	A
CP24WSBBK6TGBL			CP24BLY	SRBBRCT-KIT				

^ The color of this patch panel is light gray. All other panels are black.

Coupler panels

Supplied with preinstalled couplers



Category 6A
CC6X88BL
Category 6
CC688BL
Category 5e
CC5E88BL

Part Number	Category	Ports	Patch Panel	Style	RU	Labeling	Label (see page 19)
CP246X88BL	6A	24	CPP24WBLY	Flat	1	Adhesive	A
CP24688BL	6		CPP24WBLY				
CP245E88BLY	5e		CPP24WBLY				

Accessories



SRBS19BL-XY



SRBWCY



SRBM19BLY



SRBCT




SRB19BLY




SRB19D5BL



SRB19D7BL



SRB19MDBL



SRBPBL



SRBPPQBRKT

Strain Relief Bars

Straight

SRBS19BL-XY	Straight strain relief bar. Package of 10.
SRBWCY	Straight strain relief bar with clips
SRBM19BLY	Straight strain relief bar with Tak-Ty® Hook & Loop Cable Ties
SRBCT	Straight strain relief bar with cable ties

Extended

SRB19BLY	Extended strain relief bar — 2.8"
SRB19D5BL	Extended strain relief bar — 4.5"
SRB19D7BL	Extended strain relief bar — 7.6"
SRB19MDBL	Extended multi-depth strain relief bar — 7"
SRBPBL	Extended pivoting strain relief bar
SRBPPQBRKT	Direct mount PP strain relief bar

Accessories



SRBBRKT



SRBBRCT-KIT



SRBBRM-KIT



SRBBRWC-KIT



WMBZ



CPATCBL



CPAF1BL



CPAF2BL

Strain Relief Bars

Quick Release Bracket Kits

SRBBRKT	Quick release brackets
SRBBRCT-KIT	Quick release bracket + SRB with cable ties (SRBBRKT + SRBCT)
SRBBRM-KIT	Quick release bracket + SRB with Tak-Ty® Cable Ties (SRBBRKT + SRBM19BLY)
SRBBRWC-KIT	Quick release bracket + SRB with clips (SRBBRKT + SRBWCY)

Front Manager

WMBZ	Strain relief bar with bend radius clips, front mountable zero RU
------	-------------------------------------------------------------------

Angled Covers

CPATCBL	Transitional cover
CPAF1BLY	Blank angled cover — 1 RU
CPAF2BLY	Blank angled cover — 2 RU

Accessories (continued)



DPFP1



DPFP2



DPFP4



DPFP8



FLBSIM-Y



TLBP1S-V, TLBP1R-V



TLBP2S-V, TLBP2R-V



PEB1



PEB2

Flat Covers

DPFP1	Blank flat cover — 1 RU
DPFP2	Blank flat cover — 2 RU
DPFP4	Blank flat cover — 4 RU
DPFP8	Blank flat cover — 8 RU
FLBSIM-Y	Full length blanking shade 4-45 RU

Tool-Less Blanking Panels

TLBP1S-V	For 3/8" cage nut holes — 1 RU
TLBP2S-V	For 3/8" cage nut holes — 2 RU
TLBP1R-V	For tapped rails — 1 RU
TLBP2R-V	For tapped rails — 2 RU

Extender Brackets

PEB1	Converts 19" panels to 23" panels — 1 RU
PEB2	Converts 19" panels to 23" panels — 2 RU

Mounting Screws

	Standard	Bonding Green	Bonding Black
Imperial size #12-24 x 0.5" round head	S1224-C	RGTBSG-C	RGTSB-C
Metric size #M6-1.0mm x 0.15mm	SCREWM6-C	RGTBSM6G-C	RGTSBM6-C
M6 screw with cage nut	CNWSM6-C	—	—

Standard White Products

Patch Panels



CPP24FMWWH



CPP48FMWWH



CPPA24FMWWH



CPPA48FMWWH

Part Number	Style	Ports	RU	Recommended SRB's	Label Type	Label Options
CPP24FMWWH	Flat	24	1	Extended	Adhesive	A
CPP48FMWWH		48	2			
CPPA24FMWWH	Angled	24	1	Straight		
CPPA48FMWWH		48	2			

High Density Patch Panels



CPP48HDWWH



CPPA48HDWWH

Part Number	Style	Ports	RU	Recommended SRB's	Label Type	Label Options
CPP48HDWWH	Flat	48	1	Extended	—	—
CPPA48HDWWH	Angled			Straight		

Standard White Products

Quick-Net™ Patch Panels



QPP24WH



QSP24WH



QPP48HDWH



QPP48HDVNSWH



QSP48HDWH



QAPP24WH



QASP24WH



QAPP48HDWH



QAPP48HDVNSWH



QASP48HDWH

Part Number	Style	Ports	RU	Recommended SRB's	Label Type	Label Options
QPP24WH	Flat	24	1	Extended	Adhesive/ QPPLC24	G
QSP24WH [^]						
QPP48HDWH		48				
QPP48HDVNSWH		48				
QSP48HDWH [^]		48				
QAPP24WH		Angled				
QASP24WH [^]						
QAPP48HDWH	48					
QAPP48HDVNSWH						
QASP48HDWH [^]						

[^]Shielded

Standard White Products

Accessories



CPATCWH



CPAF1WH



CPAF2WH



DPFP1WH



DPFP2WH

CPATCWH	Transitional Cover
CPAF1WH	Blank angled cover - 1 RU
CPAF2WH	Blank angled cover - 2 RU
DPFP1WH	Blank flat cover - 1 RU)
DPFP2WH	Blank flat cover - 2 RU

Labeling

Labeling Options		
	Laser/Ink	LS8E
A	C252X030FJJ	C252X030FJC
B	C261X035Y1J	C261X035Y1C
C	C390X030Y1J	C390X030Y1C
D	C282X030Y1J	C282X030Y1C
E	—	T024X000VPC-BK
F	C061X030FJJ	C061X030FJC
G	C379X030FJJ	C379X030FJC
H	UILJ4	UILS8BW

denotes Adhesive labels

Permanent labeling is critical for all network cabling system installations. Panduit labeling solutions provide clean and efficient labeling of the network physical infrastructure in accordance with TIA/EIA-606-B.



TDP43ME

Part Number	Description
TDP43ME	300 dpi printer; includes printer, Panduit® Easy-Mark™ Labeling Software, RMEH4BL hybrid black ribbon, AC power adapter with US power cord, USB cable, user manual, quick start card, and driver disk.

Labeling (continued)



LS8EQ



LS8E

Part Number	Description
LS8EQ	Includes LS8EQ printer with QWERTY keyboard, one cassette of S100X150VAC self-laminating labels, six AA alkaline batters and quick reference card.

Part Number	Description
LS8E	Includes LS8E printer, one cassette of S100X150VAC self-laminating labels, six AA alkaline batteries and quick reference card.

Unshielded

Ports	Part Number	Original Recommendation
24	CPP24WBLY	A
	CPPL24WBLY	A, B
	CPPL24M6BLY	C
	CPPL24WRBLY	A, B
	CPP24FMWBLY	A
	CPPA24FMWBLY	A
	CPPLA24WBLY	A, B
	UICMPP24BLY	E, H
	UICMPPA24BLY	E, H
	UICMPPT24BLY	E, H
	UICMPPTA2BLY	E, H
48	CPP48WBLY	A
	CPPL48WBLY	A, B
	CPPL48M6BLY	C
	CPP48FMWBLY	A
	CPPA48FMWBLY	A
	CPPLA48WBLY	A, B
	CPP48HDWBLY	-
	CPPA48HDWBLY	-
	CPP48HDEWBLY	E
	CPPA48HDEWBLY	E
	CPP48FM6BL	G
	CPPA48FM6BL	G
	CPP48FM6VNSBL	G
	CPPA48FM6VNSBL	G
	UICMPP48BLY	E, H
	UICMPPA48BLY	E, H
UICMPPT48BLY	E, H	
UICMPPTA48BLY	E, H	
MISC	CPPL72WBLY	D
	CPPLA72WBLY	D
	CPP32WBLY	E
	CWPP12WBL	A
	CPP12WBL	A
	CPP72FMWBLY	E
	CPPA72FMWBLY	E

Shielded

Ports	Part Number	Recommended Labels
16	CP16BLY	F
	CP16WSBLY	
24	CP24BLY	A
	CP24WSBLY	
	CPA24BLY	
48	CP48BLY	A
	CP48WSBLY	
72	CPA48BLY	E
	CP72BLY	
48HD	CPA72BLY	E
	CP48HDBL	
	CPA48HDBL	

Standard White

Ports	Part Number	Recommended Labels
24	CPP24FMWWH	A
	CPPA24FMWWH	
	QPP24WH	G
	QSP24WH	
	QAPP24WH	
QASP24WH^		
48	CPP48FMWWH	A
	CPPA48FMWWH	



PANDUIT®

Panduit Corp.
World Headquarters
Tinley Park, IL 60487

cs@panduit.com
US and Canada: 800.777.3300
Europe, Middle East, and Africa:
44.20.8601.7200
Latin America: 52.33.3777.6000
Asia Pacific: 65.6305.7575

www.panduit.com