

# Single relay - REL-MR- 24DC/21-21 - 2961192

Please be informed that the data shown in this PDF Document is generated from our Online Catalog. Please find the complete data in the user's documentation. Our General Terms of Use for Downloads are valid (<http://phoenixcontact.com/download>)




Plug-in miniature power relay, with power contact, 2 PDTs, input voltage 24 V DC

## Why buy this product

- RT III-proof (wash-proof)
- Switching current of up to 8 A

## Key Commercial Data

Packing unit	10 STK
Minimum order quantity	10 STK
GTIN	 4 017918 158019
Sales Key	08

## Technical data

### Dimensions

Width	12.7 mm
Height	29 mm
Depth	15.7 mm

### Ambient conditions

Ambient temperature (operation)	-40 °C ... 85 °C
Ambient temperature (storage/transport)	-40 °C ... 85 °C

### Coil side

Nominal input voltage $U_N$	24 V DC
Typical input current at $U_N$	17 mA
Typical response time	7 ms
Typical release time	3 ms
Coil resistance	1440 $\Omega$ $\pm$ 10 % (at 20 °C)
Power dissipation for nominal condition	0.41 W

### Contact side

Contact type	2 PDT
--------------	-------

# Single relay - REL-MR- 24DC/21-21 - 2961192

## Technical data

### Contact side

Contact material	AgNi
Maximum switching voltage	250 V AC/DC
Minimum switching voltage	5 V (at 10 mA)
Min. switching current	10 mA (At 5 V)
Maximum inrush current	25 A (20 ms)
Limiting continuous current	8 A
Interrupting rating (ohmic load) max.	190 W (at 24 V DC)
	85 W (at 48 V DC)
	60 W (at 60 V DC)
	44 W (at 110 V DC)
	60 W (at 220 V DC)
	2000 VA (for 250 V AC)
Switching capacity in acc. with DIN VDE 0660/IEC 60947	2 A (at 24 V, DC13)
	0.2 A (at 250 V, DC13)
	3 A (at 24 V, AC15)
	3 A (at 120 V, AC15)
	3 A (at 250 V, AC15)

### General

Test voltage relay winding/relay contact	5 kV AC (50 Hz, 1 min.)
Test voltage relay contact/relay contact	2.5 kV AC (50 Hz, 1 min.)
Operating mode	100% operating factor
Degree of protection	RT III (wash-proof)
Mechanical service life	3 x 10 <sup>7</sup> cycles
Standards/regulations	IEC 60664
	EN 50178
	IEC 62103
Rated surge voltage/insulation	Basic insulation
Degree of pollution	3
Overvoltage category	III
Mounting position	any
Assembly instructions	Can be aligned without spacing (> 70 °C ≥ 2.5 mm)

### Standards and Regulations

Connection in acc. with standard	CUL
Standards/regulations	IEC 60664
	EN 50178
	IEC 62103
Rated surge voltage/insulation	Basic insulation
Degree of pollution	3
Overvoltage category	III

# Single relay - REL-MR- 24DC/21-21 - 2961192

## Classifications

### eCl@ss

eCl@ss 4.0	27371104
eCl@ss 4.1	27371104
eCl@ss 5.0	27371001
eCl@ss 5.1	27371001
eCl@ss 6.0	27371001
eCl@ss 7.0	27371001
eCl@ss 8.0	27371601
eCl@ss 9.0	27371601

### ETIM

ETIM 2.0	EC000196
ETIM 3.0	EC000196
ETIM 4.0	EC000196
ETIM 5.0	EC001437

### UNSPSC

UNSPSC 6.01	30211916
UNSPSC 7.0901	39121515
UNSPSC 11	39121515
UNSPSC 12.01	39121515
UNSPSC 13.2	39121515

## Approvals

### Approvals

---

#### Approvals

UL Recognized / VDE Gutachten mit Fertigungsüberwachung / cUL Recognized / GL / EAC / EAC / UL Recognized / cUL Recognized / cULus Recognized

---

#### Ex Approvals

---

#### Approvals submitted

---

### Approval details

UL Recognized
---------------

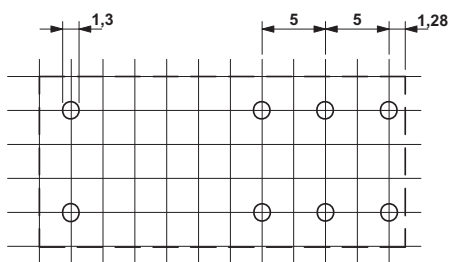
# Single relay - REL-MR- 24DC/21-21 - 2961192

## Approvals

VDE Gutachten mit Fertigungsüberwachung
cUL Recognized
GL
EAC
EAC
UL Recognized
cUL Recognized
cULus Recognized

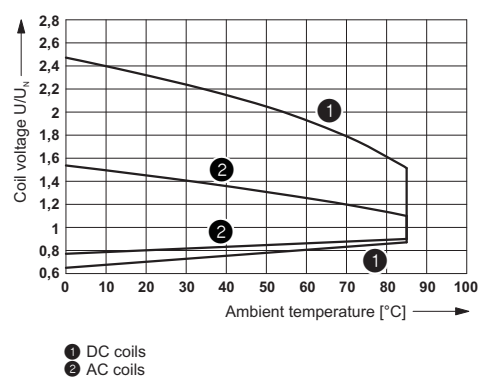
## Drawings

Drilling diagram



Basic pitch 2.5 mm

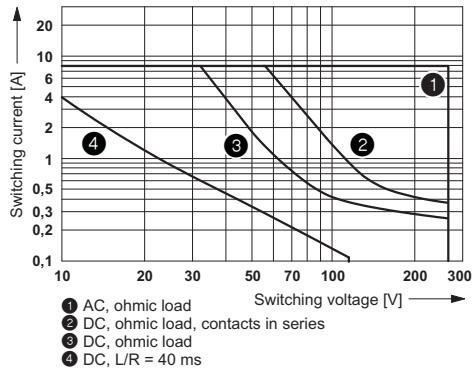
Diagram



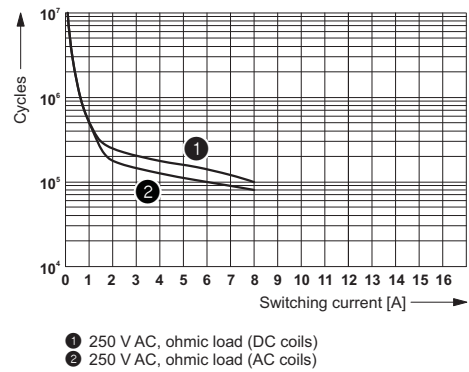
Operating voltage range

# Single relay - REL-MR- 24DC/21-21 - 2961192

Diagram



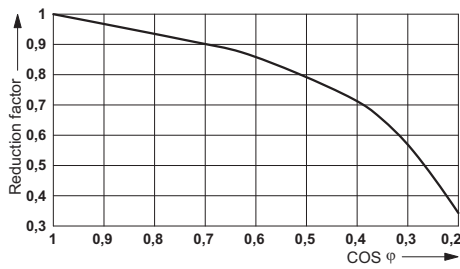
Diagram



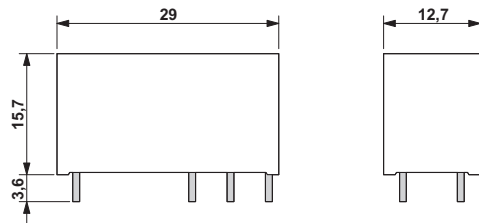
Interrupting rating

Electrical service life

Diagram

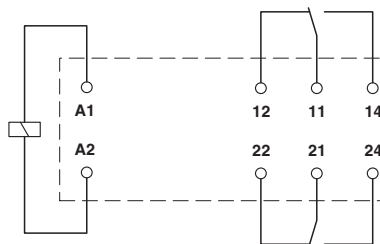


Dimensional drawing



Service life reduction factor with various cos phi

Circuit diagram



Phoenix Contact 2016 © - all rights reserved  
<http://www.phoenixcontact.com>

PHOENIX CONTACT GmbH & Co. KG  
Flachsmarktstr. 8  
32825 Blomberg  
Germany  
Tel. +49 5235 300  
Fax +49 5235 3 41200  
<http://www.phoenixcontact.com>