

Solid-state relay module - PLC-OPT- 24DC/ 24DC/10/R - 2900398

Please be informed that the data shown in this PDF Document is generated from our Online Catalog. Please find the complete data in the user's documentation. Our General Terms of Use for Downloads are valid (<http://phoenixcontact.com/download>)



PLC-INTERFACE with confirmation contact, consisting of basic terminal block with push-in connection and integrated miniature solid-state relay, for mounting on DIN rail NS 35/7,5, 1 N/O contact, input: 24 V DC, output: 3 - 33 V DC/10 A

The figure shows a version with a screw connection

Why buy this product

- Resistant to vibrations and shocks
- Wear-free switching with no contact bounce
- Protective circuit in input and output
- Status indicator
- Option of bridging adjacent modules



Key Commercial Data

Packing unit	10 STK
GTIN	4 046356 506960

Technical data

Note

Utilization restriction	EMC: class A product, see manufacturer's declaration in the download area
-------------------------	---

Dimensions

Width	6.2 mm
Height	80 mm
Depth	86 mm

Ambient conditions

Ambient temperature (operation)	-25 °C ... 60 °C
Ambient temperature (storage/transport)	-40 °C ... 85 °C
Degree of protection	IP20

Solid-state relay module - PLC-OPT- 24DC/ 24DC/10/R - 2900398

Technical data

Input data

Nominal input voltage U_N	24 V DC
Input voltage range in reference to U_N	0.8 ... 1.2
Input voltage range	19.2 V DC ... 28.8 V DC
Switching threshold "0" signal in reference to U_N	≤ 0.4
Switching threshold "1" signal in reference to U_N	≥ 0.8
Typical input current at U_N	3 mA
Typical response time	0.15 ms
Typical turn-off time	1 ms
Operating voltage display	Yellow LED
Type of protection	Protection against polarity reversal
	Surge protection
Protective circuit/component	Polarity protection diode
Transmission frequency	100 Hz

Output data

Designation	short-circuit-proof DC voltage output
Output voltage range	5 V DC ... 33 V DC
Limiting continuous current	10 A (see derating curve)
Maximum inrush current	100 A ($t = 20$ ms)
Voltage drop at max. limiting continuous current	≤ 50 mV
Output circuit	3-conductor, ground-referenced
Type of protection	Protection against polarity reversal
	Surge protection
Protective circuit/component	Polarity protection diode
Designation	Alarm output
Limiting continuous current	100 mA
Voltage drop at max. limiting continuous current	< 1.2 V
Indication	Red LED
Type of protection	Protection against polarity reversal
	Surge protection
Protective circuit/component	Polarity protection diode
	Suppressor diode

Connection data, input side

Connection name	Input side
Connection method	Push-in connection
Stripping length	8 mm
Conductor cross section solid	0.14 mm ² ... 2.5 mm ²
Conductor cross section flexible	0.14 mm ² ... 2.5 mm ²
Conductor cross section AWG	26 ... 14

Connection data, output side

Solid-state relay module - PLC-OPT- 24DC/ 24DC/10/R - 2900398

Technical data

Connection data, output side

Connection name	Output side
Connection method	Push-in connection
Stripping length	8 mm
Conductor cross section solid	0.14 mm ² ... 2.5 mm ²
Conductor cross section flexible	0.14 mm ² ... 2.5 mm ²
Conductor cross section AWG	26 ... 14

General

Mounting position	any
Assembly instructions	In rows with zero spacing
Operating mode	100% operating factor
Flammability rating according to UL 94	V0
Designation	Standards/regulations
Standards/regulations	IEC 60664
	EN 50178
	IEC 62103
Rated surge voltage/insulation	4 kV / basic insulation
Rated insulation voltage	300 V
Degree of pollution	2
Overvoltage category	III

Standards and Regulations

Connection in acc. with standard	CUL
Designation	Standards/regulations
Standards/regulations	IEC 60664
	EN 50178
	IEC 62103
Rated insulation voltage	300 V
Rated surge voltage/insulation	4 kV / basic insulation
Degree of pollution	2
Overvoltage category	III
Flammability rating according to UL 94	V0

Classifications

eCl@ss

eCl@ss 4.0	27371102
eCl@ss 4.1	27371102
eCl@ss 5.0	27371001
eCl@ss 5.1	27371001
eCl@ss 6.0	27371001
eCl@ss 7.0	27371001

Solid-state relay module - PLC-OPT- 24DC/ 24DC/10/R - 2900398

Classifications

eCl@ss

eCl@ss 8.0	27371604
------------	----------

ETIM

ETIM 2.0	EC001504
ETIM 3.0	EC001504
ETIM 4.0	EC000196
ETIM 5.0	EC001504

UNSPSC

UNSPSC 6.01	30211916
UNSPSC 7.0901	39121542
UNSPSC 11	39121542
UNSPSC 12.01	39121542
UNSPSC 13.2	39121542

Approvals

Approvals

Approvals

UL Listed / cUL Listed / UL Recognized / cUL Recognized / EAC / cULus Recognized / cULus Listed

Ex Approvals

Approvals submitted

Approval details



UL Listed

cUL Listed

UL Recognized

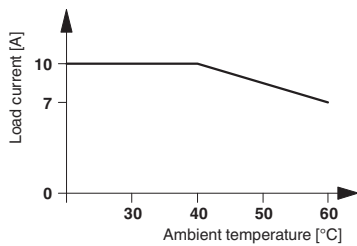
Solid-state relay module - PLC-OPT- 24DC/ 24DC/10/R - 2900398

Approvals

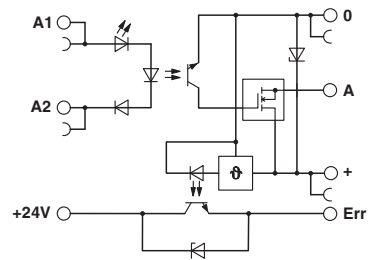


Drawings

Diagram



Circuit diagram



Phoenix Contact 2016 © - all rights reserved
<http://www.phoenixcontact.com>

PHOENIX CONTACT GmbH & Co. KG
Flachsmarktstr. 8
32825 Blomberg
Germany
Tel. +49 5235 300
Fax +49 5235 3 41200
<http://www.phoenixcontact.com>