

# Industrial Ethernet Switch - FL SWITCH 1824 - 2891041

Please be informed that the data shown in this PDF Document is generated from our Online Catalog. Please find the complete data in the user's documentation. Our General Terms of Use for Downloads are valid (<http://phoenixcontact.com/download>)

Ethernet switch, 24 Ethernet ports on the front in RJ45 format, automatic detection of 10 or 100 Mbps data transmission rate, coupling of network segments with different transmission speeds, auto crossing function, installs in 19-in. (482 mm) rack



## Product Description

### Ethernet interface

The FL SWITCH 1824 has 24 Ethernet ports in RJ45 format. It is mounted in a 19-in. (482 mm) rack with AC power. The data transmission speed is 10 Mbps or 100 Mbps. In addition, each port has an auto crossing function at 100 Mbps: It is not necessary to make a distinction between 1:1 or crossover Ethernet cables. Mounting brackets and a German power cord are included. User supplies screws for bracket to rack connection.

### Switching properties of FL SWITCH 1824

#### -Store-and-forward:

All data telegrams that are received by the switch are saved and their validity is checked. Invalid or faulty data packets (>1522 bytes or CRC errors) and fragments (<64 bytes) are rejected. Valid data telegrams are forwarded by the switch. The switch always forwards the data using the data transmission speed that is used in the destination network segment.

#### -Multi-address function:

The switch independently learns the addresses for termination devices, which are connected via a port, by evaluating the source addresses in the data telegrams. Only packets with unknown addresses, with a source address of this port or with a multicast/broadcast address in the destination address field are forwarded via the corresponding port. The switch can store up to 8192 MAC addresses in its address table.

## Ethernet

### Key Commercial Data

Packing unit	1 STK
GTIN	 4 046356 587952

### Technical data

#### Note

Utilization restriction	EMC: class A product, see manufacturer's declaration in the download area
-------------------------	---

#### Dimensions

Width	440 mm
Height	44 mm
Depth	173 mm

#### Ambient conditions

Degree of protection	IP20
Ambient temperature (operation)	0 °C ... 60 °C
Ambient temperature (storage/transport)	-25 °C ... 70 °C

# Industrial Ethernet Switch - FL SWITCH 1824 - 2891041

## Technical data

### Ambient conditions

Permissible humidity (operation)	5 % ... 95 % (non-condensing)
Air pressure (operation)	86 kPa ... 108 kPa (1500 m above sea level)

### Interfaces

Interface 1	Ethernet
No. of ports	24 (RJ45 ports)
Connection method	RJ45
Transmission physics	Twisted pair connection
Transmission speed	10/100 MBit/s
Transmission length	100 m (per segment)
Signal LEDs	Data receive, link status

### Function

Basic functions	Unmanaged switch / auto negotiation, complies with IEEE 802.3, store and forward switching mode
Status and diagnostic indicators	LEDs: U <sub>s</sub> , link and activity per port

### Network expansion parameters

Cascading depth	Network, linear, and star structure: any
Maximum conductor length (twisted pair)	100 m

### Supply voltage

Supply voltage	120 V AC
	220 V AC
Supply voltage range	100 V AC ... 240 V AC (50/60 Hz)
Typical current consumption	270 mA (100 V AC)
Max. current consumption	1 A (maximum)
Inrush surge current	29 A (80 μs @ 230 V AC)

### General

Mounting type	Rack mount, includes brackets
Type AX	Stand-alone
Net weight	2110 g

### Standards and Regulations

Electromagnetic compatibility	Conformance with EMC directive 2004/108/EC and for low-voltage directive 2006/95/EC
Test standard	EN 61000-4-2 (ESD)
Test result	Criterion B
Test standard	EN 61000-4-3 (radiated noise immunity)
Test result	Criterion A
Test standard	EN 61000-4-4 (EFT burst)
Test result	Criterion B
Test standard	EN 61000-4-5 (surge)
Test result	Criterion B

# Industrial Ethernet Switch - FL SWITCH 1824 - 2891041

## Technical data

### Standards and Regulations

Test standard	EN 61000-4-6 (line noise immunity)
Test result	Criterion A
Test standard	EN 61000-4-8 (electromagnetic fields)
Test result	Criterion A
Test standard	EN 61000-4-11
Type of test	Shock in acc. with EN 60068-2-27/IEC 60068-2-27
Test result	Operation: 15g, 11 ms period, half-sine shock pulse Storage/transport: 20g, 11 ms period, half-sine shock pulse
Type of test	Vibration resistance in acc. with EN 60068-2-6/IEC 60068-2-6
Test result	Operation: 1g, 10-150 Hz Storage/transport: 2g, 10-150 Hz
Noise emission	EN 61000-6-4
Noise immunity	EN 61000-6-2:2005

## Classifications

### eCl@ss

eCl@ss 4.0	24010504
eCl@ss 4.1	24010504
eCl@ss 5.0	19030117
eCl@ss 5.1	19030117
eCl@ss 6.0	19170106
eCl@ss 7.0	19170106
eCl@ss 8.0	19170106

### ETIM

ETIM 3.0	EC000734
ETIM 4.0	EC000734
ETIM 5.0	EC000734

### UNSPSC

UNSPSC 6.01	43172015
UNSPSC 7.0901	43201404
UNSPSC 11	43172015
UNSPSC 12.01	43201410
UNSPSC 13.2	43201410

## Approvals

### Approvals

# Industrial Ethernet Switch - FL SWITCH 1824 - 2891041

## Approvals

Approvals

UL Listed / cUL Listed / EAC / EAC / KC / cULus Listed

---

Ex Approvals

---

Approvals submitted

---

## Approval details

UL Listed 

cUL Listed 

EAC

EAC

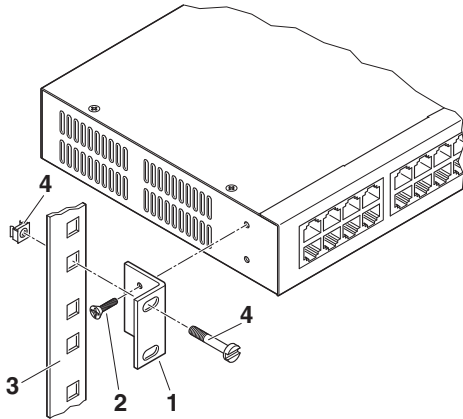
KC

cULus Listed 

## Drawings

# Industrial Ethernet Switch - FL SWITCH 1824 - 2891041

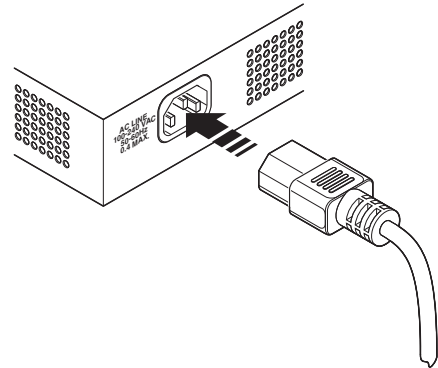
Application drawing



Attach the brackets to each side of the switch with the included screws (as shown).

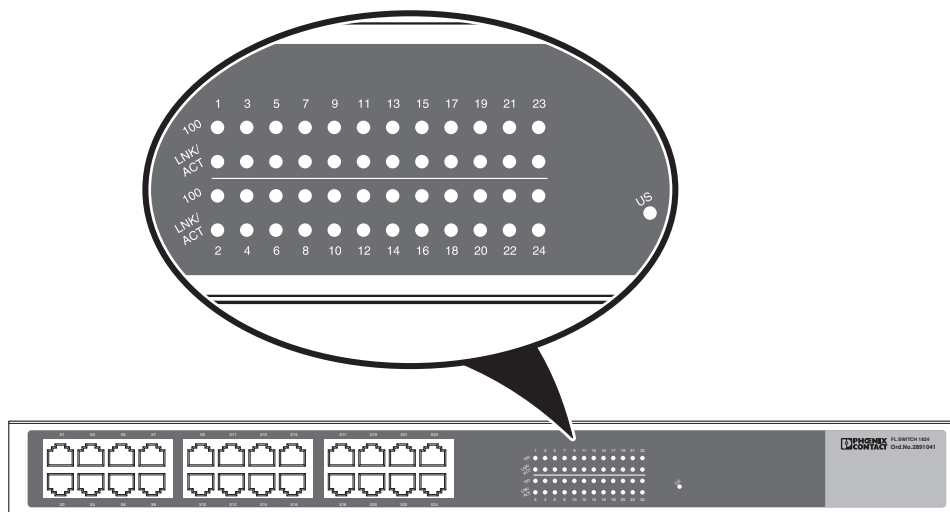
Install the switch in the rack using the rack hardware.

Schematic diagram



Two power cords are included and provide line, neutral and ground conductors:  
For North American markets the power cord uses a NEMA 5-15 plug.  
For European markets the power cord uses a CEE 7/4 plug.  
Both power cords use a common plug (IEC 60320-1 type C13) for connecting to the FL SWITCH 1824.

Diagnostics drawing



The US LED indicates power is present.

Each port has 2 LEDs:

- When the 100 LED is illuminated, the port is operating at 100 Mbps. When off, it is operating at 10 Mbps.
- The LNK/ACT LED is illuminated when the port is connected and off when not connected. Flashing indicates data transfer (RX or TX).

Phoenix Contact 2016 © - all rights reserved  
<http://www.phoenixcontact.com>

PHOENIX CONTACT GmbH & Co. KG  
Flachmarktstr. 8  
32825 Blomberg  
Germany  
Tel. +49 5235 300  
Fax +49 5235 3 41200  
<http://www.phoenixcontact.com>