

# Uninterruptible power supply - TRIO-UPS/1AC/24DC/ 5 - 2866611

Please be informed that the data shown in this PDF Document is generated from our Online Catalog. Please find the complete data in the user's documentation. Our General Terms of Use for Downloads are valid (<http://phoenixcontact.com/download>)



Uninterruptible power supply with integrated power supply unit, 5A, in combination with MINI-BAT/24/DC/1.3 AH, QUINT-BAT/24DC 3,4AH, 7,2AH or 12 AH



## Key Commercial Data

Packing unit	1 STK
GTIN	 4 046356 311809

## Technical data

### Dimensions

Width	60 mm
Height	130 mm
Depth	118 mm

### Ambient conditions

Degree of protection	IP20
Ambient temperature (operation)	-25 °C ... 70 °C (> 55° C derating : 2.5%/K)
Ambient temperature (storage/transport)	-40 °C ... 80 °C
Max. permissible relative humidity (operation)	95 % (at 25 °C, non-condensing)
Noise immunity	EN 61000-6-2:2005

### Input data

Nominal input voltage range	100 V AC ... 240 V AC
AC input voltage range	85 V AC ... 264 V AC (Derating < 90 V AC: 2.5%V)
Input voltage range DC	100 V DC ... 350 V DC (UL508: 100 ... 250 V)
Buffer time	adjustable: 0.5 min; 1 min; 2 min; 3 min; 5 min; 10 min; 15 min; 20 min; PC-Mode
Current consumption	1.1 A (230 V AC, maximum)
	1.8 A (120 V AC, maximum)
Inrush current limiting/I <sup>2</sup> t	< 1.3 A <sup>2</sup> s

# Uninterruptible power supply - TRIO-UPS/1AC/24DC/ 5 - 2866611

## Technical data

### Input data

Power failure bypass	see diagram
Typical response time	150 ms (230 V AC)
	200 ms (120 V AC)
Power factor (cos phi)	approx. 0.5
Protective circuit	Transient surge protection Varistor
Input fuse, integrated	6.3 A (slow-blow, internal)

### Output data

Nominal output voltage	24 V DC
Setting range of the output voltage ( $U_{Set}$ )	22.5 V DC ... 29.5 V DC (Network operation; in the buffer mode, dependent on the battery voltage of 27.9 V DC ... 19.2 V DC)
Nennausgangsstrom ( $I_N$ )	5 A (-25°C ... 55°C)
Derating	55 °C ... 70 °C (2.5%/K)
Output current limit	max. 6 A (Mains operation)
Control deviation	< 1 % (change in load, static 10 % ... 90 %)
Efficiency	> 88 % (230 V AC, network operation)
	> 86 % (120 V AC, network operation)
	> 86 % (Battery operation)
Residual ripple	< 10 mV <sub>PP</sub>
Peak switching voltages nominal load	< 25 mV <sub>PP</sub>
Connection in parallel	Yes, 2
Surge protection against internal surge voltages	Yes, < 35 V DC
Feedback resistance	35 V DC

### General

IQ technology	No
Net weight	1.1 kg
Memory medium	External, battery 1.3 Ah / 3.4 Ah / 7.2 Ah / 12 Ah
Operating mode	
Insulation voltage input/output	4 kV (type test)
	2 kV (Routine test)
Protection class	I
	> 596000 h (40°C)
Mounting position	horizontal DIN rail NS 35, EN 60715
Assembly instructions	Can be aligned: Horizontally 0 mm, vertically 50 mm

### Connection data, input

Connection method	Screw connection
Conductor cross section solid min.	0.2 mm <sup>2</sup>
Conductor cross section solid max.	2.5 mm <sup>2</sup>
Conductor cross section flexible min.	0.2 mm <sup>2</sup>
Conductor cross section flexible max.	2.5 mm <sup>2</sup>

# Uninterruptible power supply - TRIO-UPS/1AC/24DC/ 5 - 2866611

## Technical data

### Connection data, input

Conductor cross section AWG min.	24
Conductor cross section AWG max.	12
Screw thread	M3

### Connection data, output

Connection method	Screw connection
Conductor cross section solid min.	0.2 mm <sup>2</sup>
Conductor cross section solid max.	2.5 mm <sup>2</sup>
Conductor cross section flexible min.	0.2 mm <sup>2</sup>
Conductor cross section flexible max.	2.5 mm <sup>2</sup>
Conductor cross section AWG min.	24
Conductor cross section AWG max.	12
Stripping length	8 mm
Screw thread	M3

### Connection data for signaling

Conductor cross section solid min.	0.2 mm <sup>2</sup>
Conductor cross section solid max.	2.5 mm <sup>2</sup>
Conductor cross section flexible min.	0.2 mm <sup>2</sup>
Conductor cross section flexible max.	2.5 mm <sup>2</sup>
Conductor cross section AWG min.	24
Conductor cross section AWG max.	12
Screw thread	M3

### Charging process

Charge characteristic curve	I/U characteristic curve
Battery presence check/time interval	60 s
Charge current	0.2 A ... 1.5 A (Default 1.0 A)
End-of-charge voltage	25 V DC ... 30 V DC (Default 27.6 V DC)
Temperature compensation	0 mV/K ... 200 mV/K (42 mV/K by default)
Quality check of battery	4 h ... 200 h (Default 12 h)
Deep discharge protection	18 V DC ... 21 V DC (Default 19.2 V DC)
Alarm signaling threshold	18 V DC ... 30 V DC (Default 20.4 V DC)

### Standards and Regulations

Electromagnetic compatibility	Conformance with EMC Directive 2004/108/EC
Shock	30g in each direction, according to IEC 60068-2-27
Noise emission	EN 55011 (EN 55022)
Noise immunity	EN 61000-6-2:2005
Connection in acc. with standard	CUL
Standards/regulations	EN 61000-4-3
	EN 61000-4-4
	EN 61000-4-6

# Uninterruptible power supply - TRIO-UPS/1AC/24DC/ 5 - 2866611

## Technical data

### Standards and Regulations

Standard – Electrical equipment of machines	EN 60204-1
Standard - Electrical safety	EN 60950-1/VDE 0805 (SELV)
Standard – Electronic equipment for use in electrical power installations and their assembly into electrical power installations	EN 50178/VDE 0160 (PELV)
Standard – Safety extra-low voltage	EN 60950-1 (SELV)
	EN 60204 (PELV)
Standard - Safe isolation	DIN VDE 0100-410
Standard – Protection against shock currents, basic requirements for protective separation in electrical equipment	EN 50178
Standard – Limitation of mains harmonic currents	EN 61000-3-2
Shipbuilding approval	Germanischer Lloyd (EMC 1)
UL approvals	UL/C-UL listed UL 508
	UL/C-UL Recognized UL 60950
Vibration (operation)	< 15 Hz, amplitude ±2.5 mm (according to IEC 60068-2-6)
Low Voltage Directive	Conformance with LV directive 2006/95/EC
Rail applications	EN 50121-4

### Classifications

#### eCl@ss

eCl@ss 4.0	27040603
eCl@ss 4.1	27040603
eCl@ss 5.0	27040603
eCl@ss 5.1	27040603
eCl@ss 6.0	27040603
eCl@ss 7.0	27040603
eCl@ss 8.0	27040603

#### ETIM

ETIM 2.0	EC000382
ETIM 3.0	EC000382
ETIM 4.0	EC000382
ETIM 5.0	EC000382

#### UNSPSC

UNSPSC 6.01	30211510
UNSPSC 7.0901	39121011
UNSPSC 11	39121011
UNSPSC 12.01	39121011
UNSPSC 13.2	39121011

# Uninterruptible power supply - TRIO-UPS/1AC/24DC/ 5 - 2866611

## Approvals

### Approvals

---

#### Approvals

UL Recognized / UL Listed / cUL Recognized / cUL Listed / EAC / EAC / cULus Recognized / cULus Listed

---


#### Ex Approvals

---


#### Approvals submitted

---

### Approval details

UL Recognized 


UL Listed 

cUL Recognized 

cUL Listed 

EAC

EAC

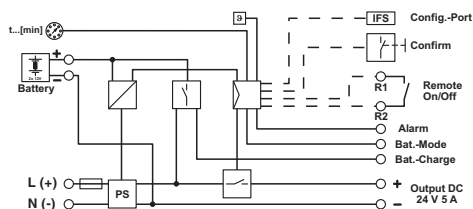
cULus Recognized 

cULus Listed 

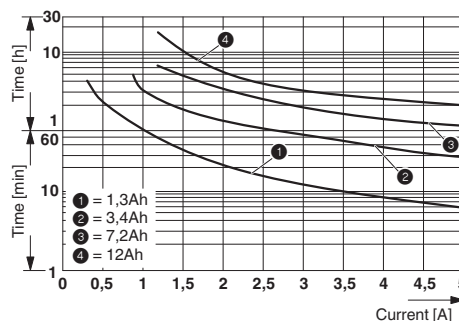
## Drawings

# Uninterruptible power supply - TRIO-UPS/1AC/24DC/ 5 - 2866611

Block diagram

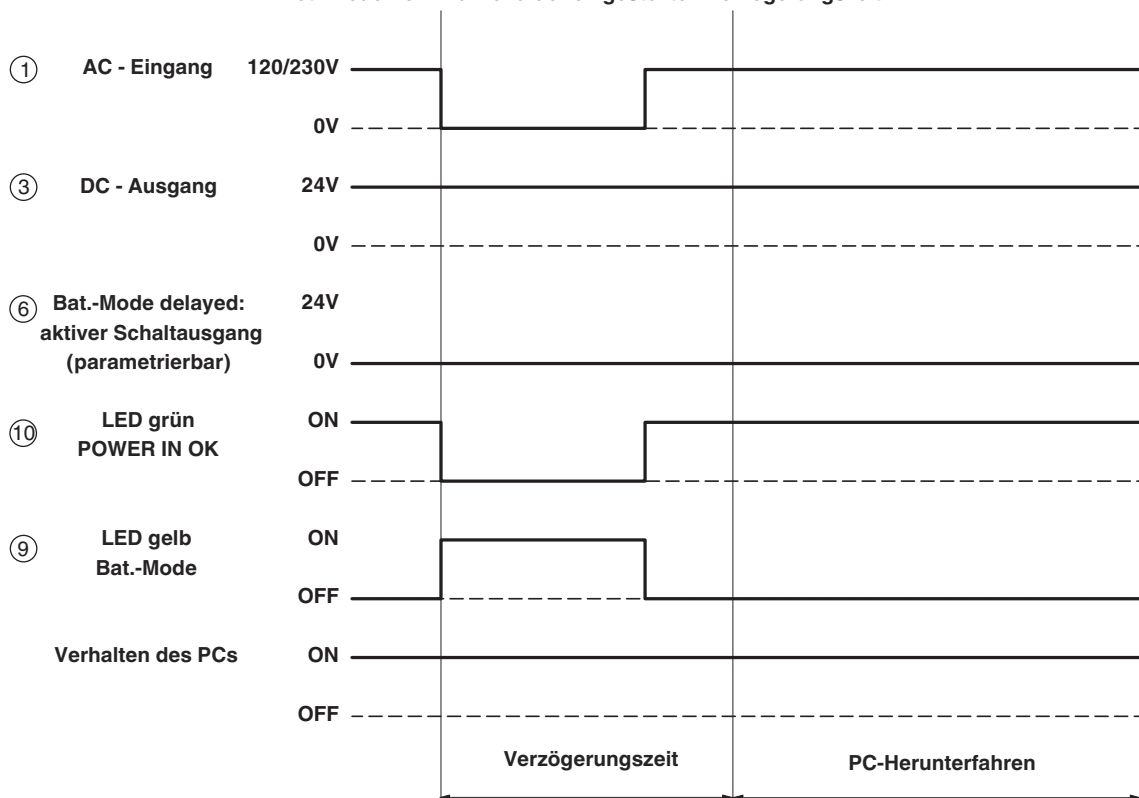


Diagram



Diagram

## Netzwiederkehr während der eingestellten Verzögerungszeit



# Uninterruptible power supply - TRIO-UPS/1AC/24DC/ 5 - 2866611

Diagram

