

Inline ME terminal - IB IL AI 2/SF-ME - 2863944

Please be informed that the data shown in this PDF Document is generated from our Online Catalog. Please find the complete data in the user's documentation. Our General Terms of Use for Downloads are valid (<http://phoenixcontact.com/download>)



Inline analog input terminal, Inline ME variants (Machine Edition) complete with accessories (connector and labeling field), 2 inputs, 0-20 mA, 4-20 mA, ± 20 mA, 0-10 V, ± 10 V, 2-conductor connection system

Why buy this product

- Connection of sensors in 2 or 3-wire technology



Key Commercial Data

Packing unit	1 STK
GTIN	 4 017918 962654

Technical data

Note

Utilization restriction	EMC: class A product, see manufacturer's declaration in the download area
-------------------------	---

Dimensions

Width	12.2 mm
Height	119.8 mm
Depth	71.5 mm

Ambient conditions

Ambient temperature (operation)	-25 °C ... 55 °C
Ambient temperature (storage/transport)	-25 °C ... 85 °C
Permissible humidity (operation)	10 % ... 95 % (according to DIN EN 61131-2)
Permissible humidity (storage/transport)	10 % ... 95 % (according to DIN EN 61131-2)
Air pressure (operation)	70 kPa ... 106 kPa (up to 3000 m above sea level)
Air pressure (storage/transport)	70 kPa ... 106 kPa (up to 3000 m above sea level)
Degree of protection	IP20

General

Net weight	47 g
Mounting type	DIN rail

Inline ME terminal - IB IL AI 2/SF-ME - 2863944

Technical data

Interfaces

Fieldbus system	Lokalbus
Designation	Inline local bus
Connection method	Inline data jumper
Transmission speed	500 kBit/s
Transmission physics	Copper

Inline potentials

Communications power U_L	7.5 V DC (via voltage jumper)
Current consumption from U_L	max. 60 mA
	typ. 45 mA
Current consumption from U_S	0 A DC
I/O supply voltage U_{ANA}	24 V DC
Current consumption from U_{ANA}	max. 18 mA
	typ. 13 mA

Analog inputs

Input name	Analog inputs
Number of inputs	max. 2 (single ended)
Connection method	Inline shield connector
	2, 3-wire
A/D conversion time	approx. 120 μ s (per channel)
Resolution A/D	16 bit
Limit frequency (3 dB)	40 Hz
Data formats	IL, IB ST, IB RT, standardized representation
Measured value resolution	13 bits (12 bits + sign bit)
Current input signal	0 mA ... 20 mA
	4 mA ... 20 mA
	-20 mA ... 20 mA
Voltage input signal	0 V ... 10 V
	-10 V ... 10 V
Input resistance of voltage input	> 220 k Ω
Number of inputs	2 (Single-ended voltage inputs)
Voltage input signal	0 V ... 10 V
	-10 V ... 10 V
Input resistance of voltage input	220 k Ω
Number of inputs	2 (single-ended current inputs)
Current input signal	0 mA ... 20 mA
	4 mA ... 20 mA
	-20 mA ... 20 mA

Standards and Regulations

Connection in acc. with standard	CUL
----------------------------------	-----

Inline ME terminal - IB IL AI 2/SF-ME - 2863944

Technical data

Standards and Regulations

Protection class	III, IEC 61140, EN 61140, VDE 0140-1
------------------	--------------------------------------

Classifications

eCl@ss

eCl@ss 4.0	27250303
eCl@ss 4.1	27250303
eCl@ss 5.0	27250303
eCl@ss 5.1	27242601
eCl@ss 6.0	27242601
eCl@ss 7.0	27242601
eCl@ss 8.0	27242601

ETIM

ETIM 2.0	EC001431
ETIM 3.0	EC001596
ETIM 4.0	EC001596
ETIM 5.0	EC001596

UNSPSC

UNSPSC 6.01	43172015
UNSPSC 7.0901	43201404
UNSPSC 11	43172015
UNSPSC 12.01	43201404
UNSPSC 13.2	43201404

Approvals

Approvals

Approvals

UL Recognized / cUL Recognized / EAC / cULus Recognized

Ex Approvals



UL Listed / cUL Listed / cULus Listed

Approvals submitted

Approval details

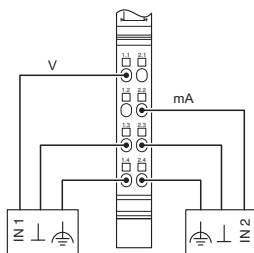
Inline ME terminal - IB IL AI 2/SF-ME - 2863944

Approvals

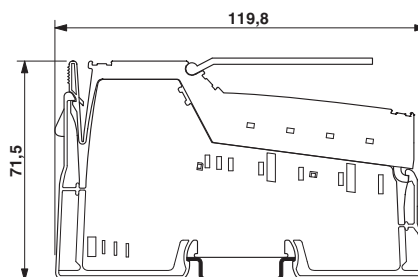


Drawings

Connection diagram



Dimensional drawing



Phoenix Contact 2016 © - all rights reserved
<http://www.phoenixcontact.com>

PHOENIX CONTACT GmbH & Co. KG
Flachsmarktstr. 8
32825 Blomberg
Germany
Tel. +49 5235 300
Fax +49 5235 3 41200
<http://www.phoenixcontact.com>