

Inline terminal - IB IL 120 DI 1-PAC - 2861917

Please be informed that the data shown in this PDF Document is generated from our Online Catalog. Please find the complete data in the user's documentation. Our General Terms of Use for Downloads are valid (<http://phoenixcontact.com/download>)



Inline digital power terminal block, complete with accessories (connector and labeling field), 1 input, 120 V AC, 3-wire connection method

Why buy this product

- Connections for one digital sensor
- Maximum permissible load current: 500 mA



Key Commercial Data

Packing unit	1 STK
GTIN	 4 017918 907464

Technical data

Note

Utilization restriction	EMC: class A product, see manufacturer's declaration in the download area
-------------------------	---

Dimensions

Width	12.2 mm
Height	119.8 mm
Depth	71.5 mm

Ambient conditions

Ambient temperature (operation)	-25 °C ... 55 °C
Ambient temperature (storage/transport)	-25 °C ... 85 °C
Permissible humidity (operation)	75 % ... 85 % (in the range of -25°C ... +55°C, appropriate measures against increased humidity (> 85%) must be taken.)
Permissible humidity (storage/transport)	75 % ... 85 % (slight temporary condensation may sometimes appear on the housing)
Air pressure (operation)	80 kPa ... 160 kPa (up to 2000 m above sea level)
Air pressure (storage/transport)	70 kPa ... 106 kPa (up to 3000 m above sea level)
Degree of protection	IP20

General

Inline terminal - IB IL 120 DI 1-PAC - 2861917

Technical data

General

Net weight	39 g
Note on weight specifications	Without plug
Mounting type	DIN rail

Interfaces

Designation	Inline local bus
Connection method	Inline data jumper
Transmission speed	500 kBit/s

Power supply for module electronics

Supply voltage	120 V AC (via voltage jumper)
Supply voltage range	108 V AC ... 135 V AC
Communications power U_L	7.5 V (via voltage jumper)
Current consumption	max. 30 mA (from the local bus)

Inline potentials

Communications power U_L	7.5 V
Current consumption from U_L	max. 30 mA
Main circuit supply U_M	120 V AC
Current consumption from U_M	max. 0.25 A

Digital inputs

Input name	Digital inputs
Connection method	Spring-cage connection
	2, 3-wire
Number of inputs	1 (EN 61131-2 type 1)
Input voltage	120 V AC (via voltage jumper)
Input voltage range "0" signal	0 V AC ... 40 V AC
Input voltage range "1" signal	77 V AC ... 135 V AC

Standards and Regulations

Test section	5 V supply, incoming remote bus/7.5 V supply (bus logics) 500 V AC 50 Hz 1 min.
	5 V supply, outgoing remote bus/7.5 V supply (bus logics) 500 V AC 50 Hz 1 min.
	7.5 V supply (bus logics) / I/O area 2500 V AC 50 Hz 1 min.
	Routine test 1200 V AC 50 Hz 1 min.
Connection in acc. with standard	CUL
Protection class	I, IEC 61140, EN 61140, VDE 0140-1

Classifications

eCl@ss

eCl@ss 4.0	27250302
------------	----------

Inline terminal - IB IL 120 DI 1-PAC - 2861917

Classifications

eCl@ss

eCl@ss 4.1	27250302
eCl@ss 5.0	27250302
eCl@ss 5.1	27242604
eCl@ss 6.0	27242604
eCl@ss 7.0	27242604
eCl@ss 8.0	27242604
eCl@ss 9.0	27242604

ETIM

ETIM 2.0	EC001430
ETIM 3.0	EC001599
ETIM 4.0	EC001599
ETIM 5.0	EC001599

UNSPSC

UNSPSC 6.01	43172015
UNSPSC 7.0901	43201404
UNSPSC 11	43172015
UNSPSC 12.01	43201404
UNSPSC 13.2	43201404

Approvals

Approvals

Approvals

UL Recognized / cUL Recognized / EAC / cULus Recognized

Ex Approvals


Approvals submitted

Approval details


UL Recognized

Inline terminal - IB IL 120 DI 1-PAC - 2861917

Approvals

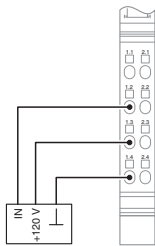
cUL Recognized 

EAC

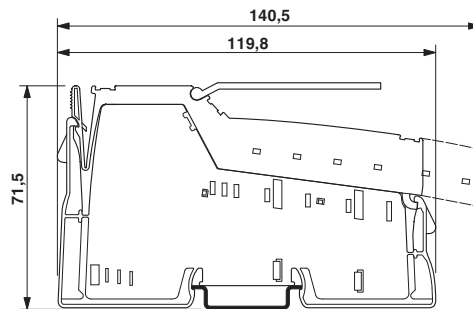
cULus Recognized 

Drawings

Connection diagram

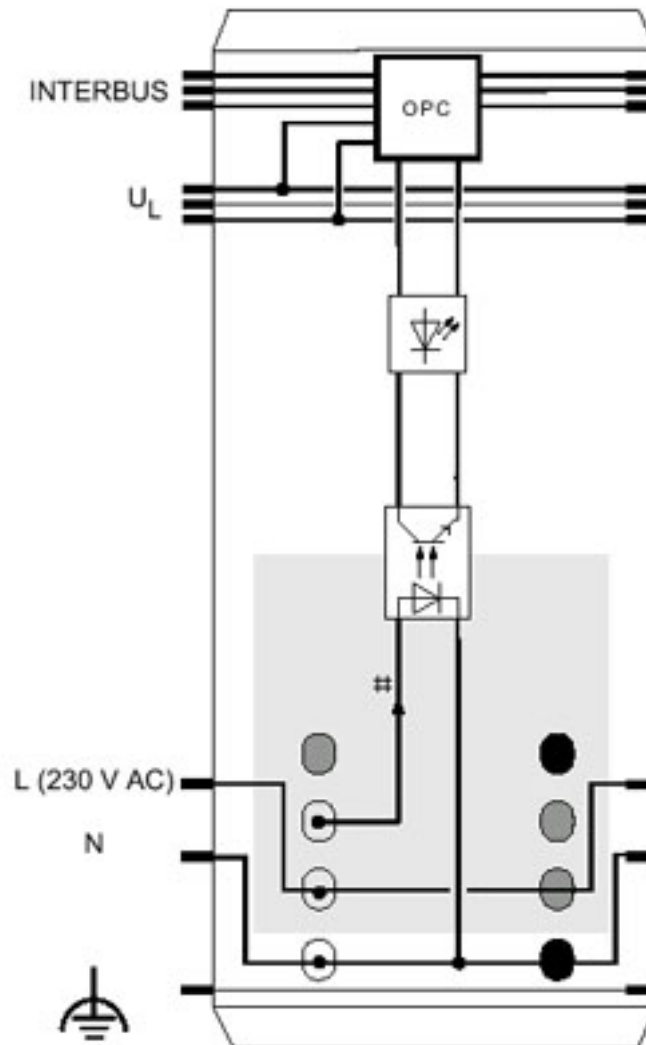


Dimensional drawing



Inline terminal - IB IL 120 DI 1-PAC - 2861917

Block diagram



Phoenix Contact 2016 © - all rights reserved
<http://www.phoenixcontact.com>

PHOENIX CONTACT GmbH & Co. KG
Flachsmarktstr. 8
32825 Blomberg
Germany
Tel. +49 5235 300
Fax +49 5235 3 41200
<http://www.phoenixcontact.com>