

Mini feed-through terminal block - MUT 4 - 3248035

Please be informed that the data shown in this PDF Document is generated from our Online Catalog. Please find the complete data in the user's documentation. Our General Terms of Use for Downloads are valid (<http://phoenixcontact.com/download>)



Mini feed-through terminal block, nom. voltage: 500 V, nominal current: 32 A, connection method: Screw connection, number of connections: 2, number of positions: 1, cross section: 0.2 mm² - 6 mm², AWG: 24 - 10, width: 6.2 mm, color: gray, mounting type: NS 15


Your advantages

- ✓ Space saving thanks to compact design and mounting option on a 15 mm DIN rail
- ✓ Clear arrangement thanks to marking of all terminal points
- ✓ Easy potential distribution thanks to standardized plug-in bridges

RoHS



Key Commercial Data

| | |
|--------------------------------------|---|
| Packing unit | 1 pc |
| Minimum order quantity | 50 pc |
| GTIN |  4 046356 801492 |
| GTIN | 4046356801492 |
| Weight per Piece (excluding packing) | 6.400 g |
| Custom tariff number | 85369010 |
| Country of origin | Turkey |

Technical data

General

| | |
|-----------------------|-------------------|
| Number of positions | 1 |
| Number of levels | 1 |
| Number of connections | 2 |
| Potentials | 1 |
| Nominal cross section | 4 mm ² |
| Color | gray |

Mini feed-through terminal block - MUT 4 - 3248035

Technical data

General

| | |
|---|---|
| Insulating material | PA |
| Flammability rating according to UL 94 | V0 |
| Rated surge voltage | 6 kV |
| Degree of pollution | 3 |
| Overvoltage category | III |
| Insulating material group | I |
| Maximum power dissipation for nominal condition | 1.02 W |
| Designation | Level 1 above 1 below 1 |
| Maximum load current | 41 A (with 6 mm ² conductor cross section) |
| Nominal current I _N | 32 A (with 4 mm ² conductor cross section) |
| Nominal voltage U _N | 500 V |
| Open side panel | Yes |
| Shock protection test specification | DIN EN 50274 (VDE 0660-514):2002-11 |
| Back of the hand protection | guaranteed |
| Finger protection | guaranteed |
| Result of surge voltage test | Test passed |
| Surge voltage test setpoint | 7.3 kV |
| Result of power-frequency withstand voltage test | Test passed |
| Power frequency withstand voltage setpoint | 1.89 kV |
| Result of the test for mechanical stability of terminal points (5 x conductor connection) | Test passed |
| Result of bending test | Test passed |
| Bending test rotation speed | 10 rpm |
| Bending test turns | 135 |
| Bending test conductor cross section/weight | 0.2 mm ² / 0.2 kg |
| | 4 mm ² / 0.9 kg |
| | 6 mm ² / 1.4 kg |
| Tensile test result | Test passed |
| Conductor cross section tensile test | 0.2 mm ² |
| Tractive force setpoint | 10 N |
| Conductor cross section tensile test | 4 mm ² |
| Tractive force setpoint | 60 N |
| Conductor cross section tensile test | 6 mm ² |
| Tractive force setpoint | 80 N |
| Result of tight fit on support | Test passed |
| Tight fit on carrier | NS 15 |
| Setpoint | 1 N |

Mini feed-through terminal block - MUT 4 - 3248035

Technical data

General

| | |
|---|--|
| Result of voltage-drop test | Test passed |
| Requirements, voltage drop | ≤ 3.2 mV |
| Result of temperature-rise test | Test passed |
| Short circuit stability result | Test passed |
| Conductor cross section short circuit testing | 4 mm ² |
| Short-time current | 0.48 kA |
| Conductor cross section short circuit testing | 6 mm ² |
| Short-time current | 0.72 kA |
| Result of thermal test | Test passed |
| Proof of thermal characteristics (needle flame) effective duration | 30 s |
| Oscillation, broadband noise test result | Test passed |
| Test specification, oscillation, broadband noise | DIN EN 50155 (VDE 0115-200):2008-03 |
| Test spectrum | Service life test category 2, bogie-mounted |
| Test frequency | f ₁ = 5 Hz to f ₂ = 250 Hz |
| ASD level | 6.12 (m/s ²) ² /Hz |
| Acceleration | 3.12 g |
| Test duration per axis | 5 h |
| Test directions | X-, Y- and Z-axis |
| Shock test result | Test passed |
| Test specification, shock test | DIN EN 50155 (VDE 0115-200):2008-03 |
| Shock form | Semi-sinusoidal |
| Acceleration | 30g |
| Shock duration | 18 ms |
| Number of shocks per direction | 3 |
| Test directions | X-, Y- and Z-axis (pos. and neg.) |
| Relative insulation material temperature index (Elec., UL 746 B) | 130 °C |
| Temperature index of insulation material (DIN EN 60216-1 (VDE 0304-21)) | 130 °C |
| Static insulating material application in cold | -60 °C |
| Behavior in fire for rail vehicles (DIN 5510-2) | Test passed |
| Flame test method (DIN EN 60695-11-10) | V0 |
| Oxygen index (DIN EN ISO 4589-2) | >32 % |
| NF F16-101, NF F10-102 Class I | 2 |
| NF F16-101, NF F10-102 Class F | 2 |
| Surface flammability NFPA 130 (ASTM E 162) | passed |
| Specific optical density of smoke NFPA 130 (ASTM E 662) | passed |
| Smoke gas toxicity NFPA 130 (SMP 800C) | passed |
| Calorimetric heat release NFPA 130 (ASTM E 1354) | 28 MJ/kg |

Mini feed-through terminal block - MUT 4 - 3248035

Technical data

General

| | |
|--|-------------|
| Fire protection for rail vehicles (DIN EN 45545-2) R22 | HL 1 - HL 3 |
| Fire protection for rail vehicles (DIN EN 45545-2) R23 | HL 1 - HL 3 |
| Fire protection for rail vehicles (DIN EN 45545-2) R24 | HL 1 - HL 3 |
| Fire protection for rail vehicles (DIN EN 45545-2) R26 | HL 1 - HL 3 |

Dimensions

| | |
|-----------------|---------|
| Width | 6.2 mm |
| End cover width | 2.2 mm |
| Length | 29.9 mm |
| Height NS 15 | 34 mm |

Connection data

| | |
|---|----------------------|
| Connection method | Screw connection |
| Screw thread | M3 |
| Stripping length | 9 mm |
| Tightening torque, min | 0.6 Nm |
| Tightening torque max | 0.8 Nm |
| Connection in acc. with standard | IEC 60947-7-1 |
| Conductor cross section solid min. | 0.2 mm ² |
| Conductor cross section solid max. | 6 mm ² |
| Conductor cross section AWG min. | 24 |
| Conductor cross section AWG max. | 10 |
| Conductor cross section flexible min. | 0.2 mm ² |
| Conductor cross section flexible max. | 6 mm ² |
| Min. AWG conductor cross section, flexible | 24 |
| Max. AWG conductor cross section, flexible | 10 |
| Conductor cross section flexible, with ferrule without plastic sleeve min. | 0.25 mm ² |
| Conductor cross section flexible, with ferrule without plastic sleeve max. | 4 mm ² |
| Conductor cross section flexible, with ferrule with plastic sleeve min. | 0.25 mm ² |
| Conductor cross section flexible, with ferrule with plastic sleeve max. | 4 mm ² |
| 2 conductors with same cross section, solid min. | 0.2 mm ² |
| 2 conductors with same cross section, solid max. | 1.5 mm ² |
| 2 conductors with same cross section, stranded min. | 0.2 mm ² |
| 2 conductors with same cross section, stranded max. | 1.5 mm ² |
| 2 conductors with same cross section, stranded, TWIN ferrules with plastic sleeve, min. | 0.5 mm ² |
| 2 conductors with same cross section, stranded, TWIN ferrules with plastic sleeve, max. | 2.5 mm ² |

Mini feed-through terminal block - MUT 4 - 3248035

Technical data

Connection data

| | |
|---|----------------------|
| 2 conductors with same cross section, stranded, ferrules without plastic sleeve, min. | 0.25 mm ² |
| 2 conductors with same cross section, stranded, ferrules without plastic sleeve, max. | 1.5 mm ² |
| Internal cylindrical gage | A4 |

Standards and Regulations

| | |
|--|---------------|
| Connection in acc. with standard | CSA |
| | IEC 60947-7-1 |
| Flammability rating according to UL 94 | V0 |
| Fire protection for rail vehicles (DIN EN 45545-2) R22 | HL 1 - HL 3 |
| Fire protection for rail vehicles (DIN EN 45545-2) R23 | HL 1 - HL 3 |
| Fire protection for rail vehicles (DIN EN 45545-2) R24 | HL 1 - HL 3 |
| Fire protection for rail vehicles (DIN EN 45545-2) R26 | HL 1 - HL 3 |

Environmental Product Compliance

| | |
|------------|---|
| REACH SVHC | Lead 7439-92-1 |
| China RoHS | Environmentally Friendly Use Period = 50 |
| | For details about hazardous substances go to tab "Downloads", Category "Manufacturer's declaration" |

Classifications

eCl@ss

| | |
|------------|----------|
| eCl@ss 4.1 | 27141100 |
| eCl@ss 5.1 | 27141100 |
| eCl@ss 6.0 | 27141100 |
| eCl@ss 7.0 | 27141120 |
| eCl@ss 8.0 | 27141120 |
| eCl@ss 9.0 | 27141120 |

ETIM

| | |
|----------|----------|
| ETIM 3.0 | EC000897 |
| ETIM 4.0 | EC001329 |
| ETIM 5.0 | EC000897 |
| ETIM 6.0 | EC000897 |
| ETIM 7.0 | EC000897 |

UNSPSC

| | |
|-------------|----------|
| UNSPSC 6.01 | 30211811 |
|-------------|----------|

Mini feed-through terminal block - MUT 4 - 3248035

Classifications

UNSPSC

| | |
|---------------|----------|
| UNSPSC 7.0901 | 39121410 |
| UNSPSC 11 | 39121410 |
| UNSPSC 12.01 | 39121410 |
| UNSPSC 13.2 | 39121410 |

Approvals

Approvals


Approvals


CSA / DNV / BV / LR / UL Recognized / cUL Recognized / IECCEB Scheme / VDE Zeichengenehmigung / EAC / EAC / DNV GL / cULus Recognized

Ex Approvals

IECEX / ATEX / EAC Ex

Approval details

| | | | |
|----------------------------|---|---|-------|
| CSA |  | http://www.csagroup.org/services-industries/product-listing/ | 13631 |
| | B | C | D |
| Nominal voltage UN | 300 V | 300 V | 600 V |
| Nominal current IN | 30 A | 30 A | 5 A |
| mm ² /AWG/kcmil | 26-10 | 26-10 | 26-10 |

| | | | |
|-----|---|---|---------|
| DNV |  | http://exchange.dnv.com/tari/ | E-13372 |
|-----|---|---|---------|

| | | | |
|----|---|---|-------------|
| BV |  | http://www.veristar.com/portal/veristarinfo/generalinfo/approved/approvedProducts/equipmentAndMaterials | 38194/A0 BV |
|----|---|---|-------------|

| | | | |
|----|---|---|----------|
| LR |  | http://www.lr.org/en | 14/20055 |
|----|---|---|----------|

Mini feed-through terminal block - MUT 4 - 3248035

Approvals

| | | | |
|----------------------------|-------|---|--------------|
| UL Recognized | | http://database.ul.com/cgi-bin/XYV/template/LISEXT/1FRAME/index.htm | FILE E 60425 |
| | B | C | |
| Nominal voltage UN | 300 V | 300 V | |
| Nominal current IN | 30 A | 30 A | |
| mm ² /AWG/kcmil | 24-10 | 24-10 | |

| | | | |
|----------------------------|-------|---|--------------|
| cUL Recognized | | http://database.ul.com/cgi-bin/XYV/template/LISEXT/1FRAME/index.htm | FILE E 60425 |
| | B | C | |
| Nominal voltage UN | 300 V | 300 V | |
| Nominal current IN | 30 A | 30 A | |
| mm ² /AWG/kcmil | 24-10 | 24-10 | |

| | | | |
|-----------------|--|---|-----------|
| IECEE CB Scheme | | http://www.iecee.org/ | DE1-60104 |
|-----------------|--|---|-----------|

| | | | |
|----------------------------|--|---|----------|
| VDE Zeichengenehmigung | | http://www2.vde.com/de/Institut/Online-Service/VDE-gepruefteProdukte/Seiten/Online-Suche.aspx | 40038907 |
| | | | |
| Nominal voltage UN | | 500 V | |
| Nominal current IN | | 32 A | |
| mm ² /AWG/kcmil | | 0.2-2.5 | |

| | | |
|-----|--|---------------|
| EAC | | EAC-Zulassung |
|-----|--|---------------|

| | | |
|-----|--|----------------------|
| EAC | | RU C-DE.A*30.B.01742 |
|-----|--|----------------------|

Mini feed-through terminal block - MUT 4 - 3248035

Approvals

| | | | |
|--------|--|---|------------|
| DNV GL | | https://approvalfinder.dnvgl.com/ | TAE00003J4 |
|--------|--|---|------------|

| | |
|------------------|--|
| cULus Recognized | |
|------------------|--|

Accessories

Accessories

DIN rail

DIN rail, unperforated - NS 15 UNPERF 2000MM - 1401695



DIN rail, unperforated, Standard profile, width: 15 mm, height: 5 mm, acc. to EN 60715, material: Steel, galvanized, passivated with a thick layer, length: 2000 mm, color: silver

DIN rail perforated - NS 15 PERF 2000MM - 1401682



DIN rail perforated, Standard profile, width: 15 mm, height: 5.5 mm, acc. to EN 60715, material: Steel, galvanized, passivated with a thick layer, length: 2000 mm, color: silver

DIN rail perforated - NS 15 AL PERF 2000MM - 1401763



DIN rail perforated, Standard profile, width: 15 mm, height: 5.5 mm, acc. to EN 60715, material: Aluminum, uncoated, length: 2000 mm, color: silver

Mini feed-through terminal block - MUT 4 - 3248035

Accessories

DIN rail perforated - NS 15 WH PERF 2000MM - 1204096



DIN rail perforated, Standard profile, width: 15 mm, height: 5.5 mm, acc. to EN 60715, material: Steel, Galvanized, white passivated, length: 2000 mm, color: silver

End block

End clamp - CLIPFIX 15 - 3022263



Snap-on end bracket, to be snapped onto NS 15 DIN rail

End cover

End cover - D-MUT 2,5/4 - 3248033



End cover, length: 29.9 mm, width: 2.2 mm, height: 28.3 mm, color: gray

Insulating sleeve

Insulating sleeve - MPS-IH WH - 0201663

Insulating sleeve, color: white



Mini feed-through terminal block - MUT 4 - 3248035

Accessories

Insulating sleeve - MPS-IH RD - 0201676

Insulating sleeve, color: red



Insulating sleeve - MPS-IH BU - 0201689

Insulating sleeve, color: blue



Insulating sleeve - MPS-IH YE - 0201692

Insulating sleeve, color: yellow



Insulating sleeve - MPS-IH GN - 0201702

Insulating sleeve, color: green



Insulating sleeve - MPS-IH GY - 0201728

Insulating sleeve, color: gray



Mini feed-through terminal block - MUT 4 - 3248035

Accessories

Insulating sleeve - MPS-IH BK - 0201731

Insulating sleeve, color: black



Jumper

Plug-in bridge - FBS 2-6 - 3030336



Plug-in bridge, pitch: 6.2 mm, width: 10.7 mm, number of positions: 2, color: red

Plug-in bridge - FBS 3-6 - 3030242



Plug-in bridge, pitch: 6.2 mm, width: 16.9 mm, number of positions: 3, color: red

Plug-in bridge - FBS 4-6 - 3030255



Plug-in bridge, pitch: 6.2 mm, width: 23.1 mm, number of positions: 4, color: red

Plug-in bridge - FBS 5-6 - 3030349



Plug-in bridge, pitch: 6.2 mm, width: 29.3 mm, number of positions: 5, color: red

Mini feed-through terminal block - MUT 4 - 3248035

Accessories

Plug-in bridge - FBS 6-6 - 1008238



Plug-in bridge, One side not fully isolated, pitch: 6.2 mm, width: 35.5 mm, number of positions: 6, color: red

Plug-in bridge - FBS 10-6 - 3030271



Plug-in bridge, pitch: 6.2 mm, width: 60.3 mm, number of positions: 10, color: red

Plug-in bridge - FBS 20-6 - 3030365



Plug-in bridge, pitch: 6.2 mm, width: 122.3 mm, number of positions: 20, color: red

Plug-in bridge - FBS 50-6 - 3032224



Plug-in bridge, pitch: 6.2 mm, width: 308.3 mm, number of positions: 50, color: red

Plug-in bridge - FBSR 2-6 - 3033715



Plug-in bridge, pitch: 6.2 mm, number of positions: 2, color: red

Mini feed-through terminal block - MUT 4 - 3248035

Accessories

Plug-in bridge - FBSR 3-6 - 3001594



Plug-in bridge, pitch: 6.2 mm, number of positions: 3, color: red

Plug-in bridge - FBSR 4-6 - 3001595



Plug-in bridge, pitch: 6.2 mm, number of positions: 4, color: red

Plug-in bridge - FBSR 5-6 - 3001596



Plug-in bridge, pitch: 6.2 mm, number of positions: 5, color: red

Plug-in bridge - FBSR 10-6 - 3033716



Plug-in bridge, pitch: 6.2 mm, number of positions: 10, color: red

Plug-in bridge - FBS 2-6 BU - 3036932



Plug-in bridge, pitch: 6.2 mm, width: 10.7 mm, number of positions: 2, color: blue

Mini feed-through terminal block - MUT 4 - 3248035

Accessories

Plug-in bridge - FBS 3-6 BU - 3036945



Plug-in bridge, pitch: 6.2 mm, width: 16.9 mm, number of positions: 3, color: blue

Plug-in bridge - FBS 4-6 BU - 3036958



Plug-in bridge, pitch: 6.2 mm, width: 23.1 mm, number of positions: 4, color: blue

Plug-in bridge - FBS 5-6 BU - 3036961



Plug-in bridge, pitch: 6.2 mm, width: 29.3 mm, number of positions: 5, color: blue

Plug-in bridge - FBS 10-6 BU - 3032198



Plug-in bridge, pitch: 6.2 mm, width: 60.3 mm, number of positions: 10, color: blue

Plug-in bridge - FBS 20-6 BU - 3032208



Plug-in bridge, pitch: 6.2 mm, width: 122.3 mm, number of positions: 20, color: blue

Mini feed-through terminal block - MUT 4 - 3248035

Accessories

Plug-in bridge - FBS 50-6 BU - 3032211



Plug-in bridge, pitch: 6.2 mm, width: 308.3 mm, number of positions: 50, color: blue

Labeled terminal marker

Zack Marker strip, flat - ZBF 6 CUS - 0825027



Zack Marker strip, flat, Strip, can be ordered: Strip, white, labeled according to customer specifications, mounting type: snap into flat marker groove, for terminal block width: 6.2 mm, lettering field size: 5.15 x 6.15 mm

Marker for terminal blocks - UC-TMF 6 CUS - 0824646



Marker for terminal blocks, can be ordered: by sheet, white, labeled according to customer specifications, mounting type: snap into flat marker groove, for terminal block width: 6.2 mm, lettering field size: 5.6 x 5.1 mm

Marker for terminal blocks - UCT-TMF 6 CUS - 0829665



Marker for terminal blocks, can be ordered: by sheet, white, labeled according to customer specifications, mounting type: snap into flat marker groove, for terminal block width: 6.2 mm, lettering field size: 5.4 x 4.7 mm

Zack Marker strip, flat - ZBF 6,LGS:FORTL.ZAHLEN - 0808749



Zack Marker strip, flat, Strip, white, labeled, printed horizontally: consecutive numbers 1 ... 10, 11 ... 20, etc. up to 91 ... 100, mounting type: snap into flat marker groove, for terminal block width: 6.2 mm, lettering field size: 5.15 x 6.15 mm

Mini feed-through terminal block - MUT 4 - 3248035

Accessories

Zack Marker strip, flat - ZBF 6,QR:FORTL.ZAHLEN - 0808765



Zack Marker strip, flat, Strip, white, labeled, Printed vertically: consecutive numbers 1 ... 10, 11 ... 20, etc. up to 91 ... 100, mounting type: snap into flat marker groove, for terminal block width: 6.2 mm, lettering field size: 5.15 x 6.15 mm

Zack Marker strip, flat - ZBF 6,LGS:GERADE ZAHLEN - 0810834



Zack Marker strip, flat, Strip, white, labeled, printed horizontally: consecutive numbers 2 ... 20, 22 ... 40, etc. up to 82 ... 100, mounting type: snap into flat marker groove, for terminal block width: 6.2 mm, lettering field size: 5.15 x 6.15 mm

Zack Marker strip, flat - ZBF 6,LGS:UNGERADE ZAHLEN - 0810876



Zack Marker strip, flat, Strip, white, labeled, printed horizontally: Odd numbers 1 - 19, 21 - 39, etc. up to 81 - 99, mounting type: snap into flat marker groove, for terminal block width: 6.2 mm, lettering field size: 5.15 x 6.15 mm

Planning and marking software

Software - CLIP-PROJECT ADVANCED - 5146040



Multilingual software for convenient configuration of Phoenix Contact products on standard DIN rails.

Software - CLIP-PROJECT PROFESSIONAL - 5146053



Multilingual software for terminal strip configuration. A marking module enables the professional marking of markers and labels for identifying terminal blocks, conductors and cables, and devices.

Mini feed-through terminal block - MUT 4 - 3248035

Accessories

Screwdriver tools

Screwdriver - SZS 0,6X3,5 - 1205053



Actuation tool, for ST terminal blocks, insulated, also suitable for use as a bladed screwdriver, size: 0.6 x 3.5 x 100 mm, 2-component grip, with non-slip grip

Short-circuit connector

Short-circuit connector - FBSRH 2-6 - 3033812



Short-circuit connector, pitch: 6.2 mm, number of positions: 2, color: red

Terminal marking

Zack Marker strip, flat - ZBF 6:UNBEDRUCKT - 0808710



Zack Marker strip, flat, Strip, white, unlabeled, can be labeled with: PLOTMARK, CMS-P1-PLOTTER, mounting type: snap into flat marker groove, for terminal block width: 6.2 mm, lettering field size: 5.15 x 6.15 mm

Marker for terminal blocks - UC-TMF 6 - 0818140



Marker for terminal blocks, Sheet, white, unlabeled, can be labeled with: BLUEMARK ID COLOR, BLUEMARK ID, BLUEMARK CLED, PLOTMARK, CMS-P1-PLOTTER, mounting type: snap into flat marker groove, for terminal block width: 6.2 mm, lettering field size: 5.6 x 5.1 mm

Mini feed-through terminal block - MUT 4 - 3248035

Accessories

Marker for terminal blocks - UCT-TMF 6 - 0828746



Marker for terminal blocks, Sheet, white, unlabeled, can be labeled with: TOPMARK NEO, TOPMARK LASER, BLUEMARK ID COLOR, BLUEMARK ID, BLUEMARK CLED, THERMOMARK PRIME, THERMOMARK CARD 2.0, THERMOMARK CARD, mounting type: snap into flat marker groove, for terminal block width: 6.2 mm, lettering field size: 5.4 x 4.7 mm

Test plug terminal block

Test plugs - MPS-MT - 0201744



Test plugs, with solder connection up to 1 mm² conductor cross section, color: gray

Test plugs - PS-6 - 3030996



Test plugs, color: red

Test plugs - PS-6/2,3MM RD - 3038736



Test plugs, color: red

Test socket

Test adapter - PAI-4-FIX-5/6 BU - 3035975



4 mm test adapter, for terminal blocks with 5.2 mm and 6.2 mm pitch

Mini feed-through terminal block - MUT 4 - 3248035

Accessories

Test adapter - PAI-4-FIX-5/6 OG - 3035974



4 mm test adapter, for terminal blocks with 5.2 mm and 6.2 mm pitch

Test adapter - PAI-4-FIX-5/6 YE - 3035977



4 mm test adapter, for terminal blocks with 5.2 mm and 6.2 mm pitch

Test adapter - PAI-4-FIX-5/6 RD - 3035976



4 mm test adapter, for terminal blocks with 5.2 mm and 6.2 mm pitch

Test adapter - PAI-4-FIX-5/6 GN - 3035978



4 mm test adapter, for terminal blocks with 5.2 mm and 6.2 mm pitch

Test adapter - PAI-4-FIX-5/6 BK - 3035980



4 mm test adapter, for terminal blocks with 5.2 mm and 6.2 mm pitch

Mini feed-through terminal block - MUT 4 - 3248035

Accessories

Test adapter - PAI-4-FIX-5/6 GY - 3035982



4 mm test adapter, for terminal blocks with 5.2 mm and 6.2 mm pitch

Test adapter - PAI-4-FIX-5/6 VT - 3035979



4 mm test adapter, for terminal blocks with 5.2 mm and 6.2 mm pitch

Test adapter - PAI-4-FIX-5/6 BN - 3035981



4 mm test adapter, for terminal blocks with 5.2 mm and 6.2 mm pitch

Test adapter - PAI-4-FIX-5/6 WH - 3035983



4 mm test adapter, for terminal blocks with 5.2 mm and 6.2 mm pitch
