

## Sensor/actuator terminal block - PTIO 1,5/S/3 - 3244410

Please be informed that the data shown in this PDF Document is generated from our Online Catalog. Please find the complete data in the user's documentation. Our General Terms of Use for Downloads are valid (<http://phoenixcontact.com/download>)



Sensor/actuator terminal block, nom. voltage: 250 V, nominal current: 13.5 A, connection method: Push-in connection, number of connections: 4, cross section: 0.14 mm<sup>2</sup> - 1.5 mm<sup>2</sup>, AWG: 26 - 14, width: 3.5 mm, color: gray, mounting type: NS 35/7,5, NS 35/15

### Your advantages

- ✓ Quick and easy connection is now also possible for large conductors with the high-current terminal block
- ✓ The Push-in connection terminal blocks are characterized by the system features of the CLIPLINE complete system and by easy and tool-free wiring of conductors with ferrules or solid conductors
- ✓ The compact design and front connection enable wiring in a confined space
- ✓ In addition to the testing facility in the double function shaft, all terminal blocks provide an additional test connection



COMPLETE RoHS

### Key Commercial Data

Packing unit	1 pc
Minimum order quantity	50 pc
GTIN	 4 046356 735339
GTIN	4046356735339
Weight per Piece (excluding packing)	6.800 g
Custom tariff number	85369010
Country of origin	Poland

### Technical data

#### General

Number of levels	2
Number of connections	4
Potentials	3
Nominal cross section	1.5 mm <sup>2</sup>

## Sensor/actuator terminal block - PTIO 1,5/S/3 - 3244410

### Technical data

#### General

Color	gray
Insulating material	PA
Flammability rating according to UL 94	V0
Rated surge voltage	4 kV
Degree of pollution	3
Overvoltage category	III
Insulating material group	I
Maximum power dissipation for nominal condition	0.56 W (the value is multiplied when connecting multiple levels)
Maximum load current	13.5 A
Nominal current $I_N$	13.5 A
Nominal voltage $U_N$	250 V
Open side panel	Yes
Shock protection test specification	DIN EN 50274 (VDE 0660-514):2002-11
Back of the hand protection	guaranteed
Finger protection	guaranteed
Result of surge voltage test	Test passed
Surge voltage test setpoint	4.8 kV
Result of power-frequency withstand voltage test	Test passed
Power frequency withstand voltage setpoint	1.5 kV
Result of the test for mechanical stability of terminal points (5 x conductor connection)	Test passed
Result of bending test	Test passed
Bending test rotation speed	10 rpm
Bending test turns	135
Bending test conductor cross section/weight	0.14 mm <sup>2</sup> / 0.2 kg
	1.5 mm <sup>2</sup> / 0.4 kg
Tensile test result	Test passed
Conductor cross section tensile test	0.14 mm <sup>2</sup>
Tractive force setpoint	10 N
Conductor cross section tensile test	1.5 mm <sup>2</sup>
Tractive force setpoint	40 N
Result of tight fit on support	Test passed
Tight fit on carrier	NS 35
Setpoint	1 N
Result of voltage-drop test	Test passed
Requirements, voltage drop	≤ 3.2 mV
Result of temperature-rise test	Test passed

## Sensor/actuator terminal block - PTIO 1,5/S/3 - 3244410

### Technical data

#### General

Short circuit stability result	Test passed
Conductor cross section short circuit testing	1.5 mm <sup>2</sup>
Short-time current	0.18 kA
Result of thermal test	Test passed
Ageing test for screwless modular terminal block temperature cycles	192
Proof of thermal characteristics (needle flame) effective duration	30 s
Result of aging test	Test passed
Oscillation, broadband noise test result	Test passed
Test specification, oscillation, broadband noise	DIN EN 50155 (VDE 0115-200):2008-03
Test spectrum	Service life test category 2, bogie-mounted
Test frequency	f <sub>1</sub> = 5 Hz to f <sub>2</sub> = 250 Hz
ASD level	6.12 (m/s <sup>2</sup> ) <sup>2</sup> /Hz
Acceleration	3.12 g
Test duration per axis	5 h
Test directions	X-, Y- and Z-axis
Shock test result	Test passed
Test specification, shock test	DIN EN 50155 (VDE 0115-200):2008-03
Shock form	Half-sine
Acceleration	30g
Shock duration	18 ms
Number of shocks per direction	3
Test directions	X-, Y- and Z-axis (pos. and neg.)
Relative insulation material temperature index (Elec., UL 746 B)	130 °C
Temperature index of insulation material (DIN EN 60216-1 (VDE 0304-21))	130 °C
Static insulating material application in cold	-60 °C
Behavior in fire for rail vehicles (DIN 5510-2)	Test passed
Flame test method (DIN EN 60695-11-10)	V0
Oxygen index (DIN EN ISO 4589-2)	>32 %
NF F16-101, NF F10-102 Class I	2
NF F16-101, NF F10-102 Class F	2
Surface flammability NFPA 130 (ASTM E 162)	passed
Specific optical density of smoke NFPA 130 (ASTM E 662)	passed
Smoke gas toxicity NFPA 130 (SMP 800C)	passed
Calorimetric heat release NFPA 130 (ASTM E 1354)	28 MJ/kg
Fire protection for rail vehicles (DIN EN 45545-2) R22	HL 1 - HL 3
Fire protection for rail vehicles (DIN EN 45545-2) R23	HL 1 - HL 3
Fire protection for rail vehicles (DIN EN 45545-2) R24	HL 1 - HL 3

## Sensor/actuator terminal block - PTIO 1,5/S/3 - 3244410

### Technical data

#### General

Fire protection for rail vehicles (DIN EN 45545-2) R26	HL 1 - HL 3
--	-------------

#### Dimensions

Width	3.5 mm
End cover width	2.2 mm
Length	74.4 mm
Height NS 35/7,5	41.5 mm
Height NS 35/15	49 mm

#### Connection data

Connection method	Push-in connection
Stripping length	8 mm ... 10 mm
Connection in acc. with standard	IEC 60947-7-1
Conductor cross section solid min.	0.14 mm <sup>2</sup>
Conductor cross section solid max.	1.5 mm <sup>2</sup>
Conductor cross section AWG min.	26
Conductor cross section AWG max.	14
Conductor cross section flexible min.	0.14 mm <sup>2</sup>
Conductor cross section flexible max.	1.5 mm <sup>2</sup>
Min. AWG conductor cross section, flexible	26
Max. AWG conductor cross section, flexible	14
Conductor cross section flexible, with ferrule without plastic sleeve min.	0.14 mm <sup>2</sup>
Conductor cross section flexible, with ferrule without plastic sleeve max.	1.5 mm <sup>2</sup>
Conductor cross section flexible, with ferrule with plastic sleeve min.	0.14 mm <sup>2</sup>
Conductor cross section flexible, with ferrule with plastic sleeve max.	1 mm <sup>2</sup> Using the AI-S 1-8 TQ ferrule, Order No. 1200293, is recommended
Internal cylindrical gage	A1 / B1

#### Standards and Regulations

Connection in acc. with standard	IEC 60947-7-1
Flammability rating according to UL 94	V0
Fire protection for rail vehicles (DIN EN 45545-2) R22	HL 1 - HL 3
Fire protection for rail vehicles (DIN EN 45545-2) R23	HL 1 - HL 3
Fire protection for rail vehicles (DIN EN 45545-2) R24	HL 1 - HL 3
Fire protection for rail vehicles (DIN EN 45545-2) R26	HL 1 - HL 3

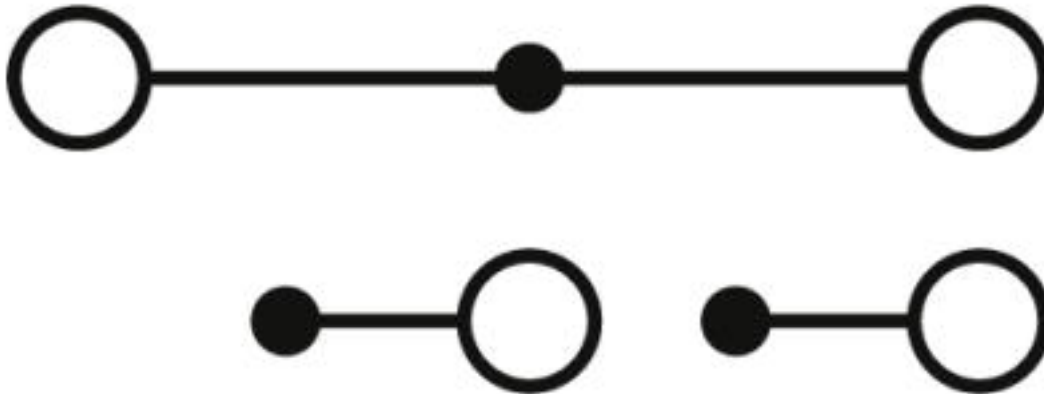
#### Environmental Product Compliance

China RoHS	Environmentally friendly use period: unlimited = EFUP-e
	No hazardous substances above threshold values

# Sensor/actuator terminal block - PTIO 1,5/S/3 - 3244410

## Drawings

Circuit diagram



## Classifications

### eCl@ss

eCl@ss 4.0	27141100
eCl@ss 4.1	27141100
eCl@ss 5.0	27141100
eCl@ss 5.1	27141100
eCl@ss 6.0	27141100
eCl@ss 7.0	27141128
eCl@ss 8.0	27141128
eCl@ss 9.0	27141128

### ETIM

ETIM 3.0	EC000897
ETIM 4.0	EC000897
ETIM 5.0	EC000900
ETIM 6.0	EC000900
ETIM 7.0	EC000900

### UNSPSC

UNSPSC 6.01	30211811
UNSPSC 7.0901	39121410
UNSPSC 11	39121410
UNSPSC 12.01	39121410
UNSPSC 13.2	39121410

## Sensor/actuator terminal block - PTIO 1,5/S/3 - 3244410

### Approvals


#### Approvals


#### Approvals


CSA / UL Recognized / cUL Recognized / EAC / EAC / cULus Recognized


#### Ex Approvals

### Approval details

CSA		<a href="http://www.csagroup.org/services-industries/product-listing/">http://www.csagroup.org/services-industries/product-listing/</a>	13631
	B	C	D
Nominal voltage UN	300 V	150 V	300 V
Nominal current IN	10 A	15 A	10 A
mm <sup>2</sup> /AWG/kcmil	26-14	26-14	26-14

UL Recognized		<a href="http://database.ul.com/cgi-bin/XYV/template/LISEXT/1FRAME/index.htm">http://database.ul.com/cgi-bin/XYV/template/LISEXT/1FRAME/index.htm</a>	FILE E 60425
	B	C	D
Nominal voltage UN	300 V	150 V	300 V
Nominal current IN	15 A	15 A	10 A
mm <sup>2</sup> /AWG/kcmil	26-14	26-14	26-14

cUL Recognized		<a href="http://database.ul.com/cgi-bin/XYV/template/LISEXT/1FRAME/index.htm">http://database.ul.com/cgi-bin/XYV/template/LISEXT/1FRAME/index.htm</a>	FILE E 60425
	B	C	D
Nominal voltage UN	300 V	150 V	300 V
Nominal current IN	15 A	15 A	10 A
mm <sup>2</sup> /AWG/kcmil	26-14	26-14	26-14

EAC		EAC-Zulassung
-----	---	---------------

## Sensor/actuator terminal block - PTIO 1,5/S/3 - 3244410

### Approvals

EAC		RU C- DE.AI30.B.01102
-----	--	--------------------------

cULus Recognized	
------------------	--

### Accessories

#### Accessories

#### Crimping tool

Crimping pliers - CRIMPFOX CENTRUS 6S - 1213144



Crimping pliers, for uninsulated and insulated ferrules, DIN 46228 Part 1 and 4, from 0.14 mm<sup>2</sup> ... 6 mm<sup>2</sup>, also for TWIN ferrules up to 2 x 4 mm<sup>2</sup>, automatic cross section adjustment, lateral insertion, equipped with fall protection

Crimping pliers - CRIMPFOX CENTRUS 10S - 1213154



Crimping pliers, for uninsulated and insulated ferrules, DIN 46228 Part 1 and 4, from 0.14 mm<sup>2</sup> ... 10 mm<sup>2</sup>, also for TWIN ferrules up to 2 x 4 mm<sup>2</sup>, automatic cross section adjustment, lateral insertion, equipped with fall protection

Crimping pliers - CRIMPFOX CENTRUS 6H - 1213146



Crimping pliers, for uninsulated and insulated ferrules, DIN 46228 Part 1 and 4, from 0.14 mm<sup>2</sup> ... 6 mm<sup>2</sup>, also for TWIN ferrules up to 2 x 4 mm<sup>2</sup>, automatic cross section adjustment, lateral insertion, equipped with fall protection

## Sensor/actuator terminal block - PTIO 1,5/S/3 - 3244410

### Accessories

Crimping pliers - CRIMPFOX CENTRUS 10H - 1213156



Crimping pliers, for uninsulated and insulated ferrules, DIN 46228 Part 1 and 4, from 0.14 mm<sup>2</sup> ... 10 mm<sup>2</sup>, also for TWIN ferrules up to 2 x 4 mm<sup>2</sup>, automatic cross section adjustment, lateral insertion, equipped with fall protection

Crimping pliers - CRIMPFOX 10S - 1212045



Crimping pliers, for ferrules without insulating collar according to DIN 46228 Part 1 and ferrules with insulating collar according to DIN 46228 Part 4, 0.14 mm<sup>2</sup> ... 10 mm<sup>2</sup>, unlockable pressure lock, lateral entry

Crimping pliers - CRIMPFOX 6H - 1212046



Crimping pliers, for ferrules without insulating collar according to DIN 46228 Part 1 and ferrules with insulating collar according to DIN 46228 Part 4, 0.14 mm<sup>2</sup> ... 6 mm<sup>2</sup>, unlockable pressure lock, lateral entry

Crimping pliers - CRIMPFOX 2,5-M - 1212719



Crimping pliers, for ferrules without insulating collar according to DIN 46228 Part 1 and ferrules with insulating collar according to DIN 46228 Part 4, 0.25 mm<sup>2</sup> ... 2.5 mm<sup>2</sup>, lateral entry, trapezoidal crimp

Crimping pliers - CRIMPFOX 6-M - 1212720



Crimping pliers, for ferrules without insulating collar according to DIN 46228 Part 1 and ferrules with insulating collar according to DIN 46228 Part 4, 0.25 mm<sup>2</sup> ... 6.0 mm<sup>2</sup>, lateral entry, trapezoidal crimp



## Sensor/actuator terminal block - PTIO 1,5/S/3 - 3244410

### Accessories

#### Crimping pliers - CRIMPFOX 6 - 1212034



Crimping pliers, for ferrules without insulating collar according to DIN 46228 Part 1 and ferrules with insulating collar according to DIN 46228 Part 4, 0.25 mm<sup>2</sup> ... 6.0 mm<sup>2</sup>, lateral entry, trapezoidal crimp

---

#### Crimping pliers - CRIMPFOX 6T - 1212037



Crimping pliers, for ferrules without insulating collar according to DIN 46228 Part 1 and ferrules with insulating collar according to DIN 46228 Part 4, 0.25 mm<sup>2</sup> ... 6 mm<sup>2</sup>, lateral entry, trapezoidal crimp

---

#### Crimping pliers - CRIMPFOX 6T-F - 1212038



Crimping pliers, for ferrules without insulating collar according to DIN 46228 Part 1 and ferrules with insulating collar according to DIN 46228 Part 4, 0.25 mm<sup>2</sup> ... 6 mm<sup>2</sup>, front entry, trapezoidal crimp

---

#### Crimping pliers - CRIMPFOX 6S-F - 1212043



Crimping pliers, for ferrules without insulating collar according to DIN 46228 Part 1 and ferrules with insulating collar according to DIN 46228 Part 4, 0.5 mm<sup>2</sup> ... 6 mm<sup>2</sup>, front entry, square crimp

---

#### Crimping pliers - CRIMPFOX-M - 1212072



Basic pliers, for accommodating dies for a wide range of type of contacts

---

### DIN rail

## Sensor/actuator terminal block - PTIO 1,5/S/3 - 3244410

### Accessories

DIN rail perforated - NS 35/ 7,5 PERF 2000MM - 0801733



DIN rail perforated, Standard profile, width: 35 mm, height: 7.5 mm, acc. to EN 60715, material: Steel, galvanized, passivated with a thick layer, length: 2000 mm, color: silver

---

DIN rail, unperforated - NS 35/ 7,5 UNPERF 2000MM - 0801681



DIN rail, unperforated, Standard profile, width: 35 mm, height: 7.5 mm, acc. to EN 60715, material: Steel, galvanized, passivated with a thick layer, length: 2000 mm, color: silver

---

DIN rail perforated - NS 35/ 7,5 WH PERF 2000MM - 1204119



DIN rail perforated, Standard profile, width: 35 mm, height: 7.5 mm, acc. to EN 60715, material: Steel, Galvanized, white passivated, length: 2000 mm, color: silver

---

DIN rail, unperforated - NS 35/ 7,5 WH UNPERF 2000MM - 1204122



DIN rail, unperforated, Standard profile, width: 35 mm, height: 7.5 mm, acc. to EN 60715, material: Steel, Galvanized, white passivated, length: 2000 mm, color: silver

---

DIN rail, unperforated - NS 35/ 7,5 AL UNPERF 2000MM - 0801704



DIN rail, unperforated, Standard profile, width: 35 mm, height: 7.5 mm, acc. to EN 60715, material: Aluminum, uncoated, length: 2000 mm, color: silver

---

## Sensor/actuator terminal block - PTIO 1,5/S/3 - 3244410

### Accessories

DIN rail perforated - NS 35/ 7,5 ZN PERF 2000MM - 1206421



DIN rail perforated, Standard profile, width: 35 mm, height: 7.5 mm, acc. to EN 60715, material: Steel, galvanized, length: 2000 mm, color: silver

---

DIN rail, unperforated - NS 35/ 7,5 ZN UNPERF 2000MM - 1206434



DIN rail, unperforated, Standard profile, width: 35 mm, height: 7.5 mm, acc. to EN 60715, material: Steel, galvanized, length: 2000 mm, color: silver

---

DIN rail, unperforated - NS 35/ 7,5 CU UNPERF 2000MM - 0801762



DIN rail, unperforated, Standard profile, width: 35 mm, height: 7.5 mm, acc. to EN 60715, material: Copper, uncoated, length: 2000 mm, color: copper-colored

---

End cap - NS 35/ 7,5 CAP - 1206560



DIN rail end piece, for DIN rail NS 35/7.5

---

DIN rail perforated - NS 35/15 PERF 2000MM - 1201730



DIN rail perforated, Standard profile, width: 35 mm, height: 15 mm, similar to EN 60715, material: Steel, galvanized, passivated with a thick layer, length: 2000 mm, color: silver

---

## Sensor/actuator terminal block - PTIO 1,5/S/3 - 3244410

### Accessories

DIN rail, unperforated - NS 35/15 UNPERF 2000MM - 1201714



DIN rail, unperforated, Standard profile, width: 35 mm, height: 15 mm, similar to EN 60715, material: Steel, galvanized, passivated with a thick layer, length: 2000 mm, color: silver

DIN rail perforated - NS 35/15 WH PERF 2000MM - 0806602



DIN rail perforated, Standard profile, width: 35 mm, height: 15 mm, similar to EN 60715, material: Steel, Galvanized, white passivated, length: 2000 mm, color: silver

DIN rail, unperforated - NS 35/15 WH UNPERF 2000MM - 1204135



DIN rail, unperforated, Standard profile, width: 35 mm, height: 15 mm, similar to EN 60715, material: Steel, Galvanized, white passivated, length: 2000 mm, color: silver

DIN rail, unperforated - NS 35/15 AL UNPERF 2000MM - 1201756



DIN rail, unperforated, Standard profile, width: 35 mm, height: 15 mm, similar to EN 60715, material: Aluminum, uncoated, length: 2000 mm, color: silver

DIN rail perforated - NS 35/15 ZN PERF 2000MM - 1206599



DIN rail perforated, Standard profile, width: 35 mm, height: 15 mm, similar to EN 60715, material: Steel, galvanized, length: 2000 mm, color: silver

## Sensor/actuator terminal block - PTIO 1,5/S/3 - 3244410

### Accessories

DIN rail, unperforated - NS 35/15 ZN UNPERF 2000MM - 1206586



DIN rail, unperforated, Standard profile, width: 35 mm, height: 15 mm, similar to EN 60715, material: Steel, galvanized, length: 2000 mm, color: silver

DIN rail, unperforated - NS 35/15 CU UNPERF 2000MM - 1201895



DIN rail, unperforated, Standard profile, width: 35 mm, height: 15 mm, similar to EN 60715, material: Copper, uncoated, length: 2000 mm, color: copper-colored

End cap - NS 35/15 CAP - 1206573



DIN rail end piece, for DIN rail NS 35/15


DIN rail, unperforated - NS 35/15-2,3 UNPERF 2000MM - 1201798



DIN rail, unperforated, Standard profile 2.3 mm, width: 35 mm, height: 15 mm, acc. to EN 60715, material: Steel, galvanized, passivated with a thick layer, length: 2000 mm, color: silver

### Documentation

Mounting material - PT-IL - 3208090



Operating decal for the push-in Technology

## Sensor/actuator terminal block - PTIO 1,5/S/3 - 3244410

### Accessories

#### End block

End clamp - CLIPFIX 35 - 3022218



Quick mounting end clamp for NS 35/7,5 DIN rail or NS 35/15 DIN rail, with marking option, width: 9.5 mm, color: gray

---

End clamp - CLIPFIX 35-5 - 3022276



Quick mounting end clamp for NS 35/7,5 DIN rail or NS 35/15 DIN rail, with marking option, with parking option for FBS...5, FBS...6, KSS 5, KSS 6, width: 5.15 mm, color: gray

---

End clamp - E/NS 35 N - 0800886



End clamp, width: 9.5 mm, color: gray

---

#### End cover

End cover - D-PTIO 1,5/S/3 - 3244575



End cover, length: 74.4 mm, width: 2.2 mm, height: 33.8 mm, color: gray

---

#### Insulating sleeve

## Sensor/actuator terminal block - PTIO 1,5/S/3 - 3244410

### Accessories

Insulating sleeve - MPS-IH WH - 0201663

Insulating sleeve, color: white



Insulating sleeve - MPS-IH RD - 0201676

Insulating sleeve, color: red



Insulating sleeve - MPS-IH BU - 0201689

Insulating sleeve, color: blue



Insulating sleeve - MPS-IH YE - 0201692

Insulating sleeve, color: yellow



Insulating sleeve - MPS-IH GN - 0201702

Insulating sleeve, color: green



## Sensor/actuator terminal block - PTIO 1,5/S/3 - 3244410

### Accessories

Insulating sleeve - MPS-IH GY - 0201728

Insulating sleeve, color: gray



Insulating sleeve - MPS-IH BK - 0201731

Insulating sleeve, color: black



### Jumper

Plug-in bridge - FBS 2-3,5 - 3213014



Plug-in bridge, pitch: 3.5 mm, number of positions: 2, color: red

---

Plug-in bridge - FBS 3-3,5 - 3213027



Plug-in bridge, pitch: 3.5 mm, number of positions: 3, color: red

---

Plug-in bridge - FBS 4-3,5 - 3213030



Plug-in bridge, pitch: 3.5 mm, number of positions: 4, color: red

---



## Sensor/actuator terminal block - PTIO 1,5/S/3 - 3244410

### Accessories

Plug-in bridge - FBS 5-3,5 - 3213043



Plug-in bridge, pitch: 3.5 mm, number of positions: 5, color: red

---

Plug-in bridge - FBS 10-3,5 - 3213056



Plug-in bridge, pitch: 3.5 mm, number of positions: 10, color: red

---

Plug-in bridge - FBS 20-3,5 - 3213069



Plug-in bridge, pitch: 3.5 mm, number of positions: 20, color: red

---

Plug-in bridge - FBS 50-3,5 - 3000706



Plug-in bridge, pitch: 3.5 mm, number of positions: 50, color: red

---

Plug-in bridge - FBS 2-3,5 BU - 3213086



Plug-in bridge, pitch: 3.5 mm, number of positions: 2, color: blue

---

## Sensor/actuator terminal block - PTIO 1,5/S/3 - 3244410

### Accessories

Plug-in bridge - FBS 3-3,5 BU - 3213099



Plug-in bridge, pitch: 3.5 mm, number of positions: 3, color: blue

---

Plug-in bridge - FBS 4-3,5 BU - 3213109



Plug-in bridge, pitch: 3.5 mm, number of positions: 4, color: blue

---

Plug-in bridge - FBS 5-3,5 BU - 3213112



Plug-in bridge, pitch: 3.5 mm, number of positions: 5, color: blue

---

Plug-in bridge - FBS 10-3,5 BU - 3213125



Plug-in bridge, pitch: 3.5 mm, number of positions: 10, color: blue

---

Plug-in bridge - FBS 20-3,5 BU - 3213138



Plug-in bridge, pitch: 3.5 mm, number of positions: 20, color: blue

---

## Sensor/actuator terminal block - PTIO 1,5/S/3 - 3244410

### Accessories

Plug-in bridge - FBS 50-3,5 BU - 3000708



Plug-in bridge, pitch: 3.5 mm, number of positions: 50, color: blue

---

Plug-in bridge - FBS 2-3,5 GY - 3213153



Plug-in bridge, pitch: 3.5 mm, number of positions: 2, color: gray

---

Plug-in bridge - FBS 3-3,5 GY - 3213167



Plug-in bridge, pitch: 3.5 mm, number of positions: 3, color: gray

---

Plug-in bridge - FBS 4-3,5 GY - 3213180



Plug-in bridge, pitch: 3.5 mm, number of positions: 4, color: gray

---

Plug-in bridge - FBS 5-3,5 GY - 3213183



Plug-in bridge, pitch: 3.5 mm, number of positions: 5, color: gray

---

## Sensor/actuator terminal block - PTIO 1,5/S/3 - 3244410

### Accessories

Plug-in bridge - FBS 10-3,5 GY - 3213196

Plug-in bridge, pitch: 3.5 mm, number of positions: 10, color: gray

---

Plug-in bridge - FBS 20-3,5 GY - 3213206



Plug-in bridge, pitch: 3.5 mm, number of positions: 20, color: gray

---

Plug-in bridge - FBS 50-3,5 GY - 3000707



Plug-in bridge, pitch: 3.5 mm, number of positions: 50, color: gray

---

### Labeled terminal marker

Zack Marker strip, flat - ZBF 3,5 CUS - 0829394



Zack Marker strip, flat, can be ordered: Strip, white, labeled according to customer specifications, mounting type: snap into flat marker groove, for terminal block width: 3.5 mm, lettering field size: 3.5 x 5.2 mm, Number of individual labels: 10

---

Zack Marker strip, flat - ZBF 3,5,LGS:FORTL.ZAHLEN - 0801406



Zack Marker strip, flat, Strip, white, labeled, printed horizontally: consecutive numbers 1 ... 10, 11 ... 20, etc. up to 91 ... 100, mounting type: snap into flat marker groove, for terminal block width: 3.5 mm, lettering field size: 5.15 x 3.5 mm, Number of individual labels: 10

---

## Sensor/actuator terminal block - PTIO 1,5/S/3 - 3244410

### Accessories

Zack Marker strip, flat - ZBF 3,5,QR:FORTL.ZAHLEN - 0801407



Zack Marker strip, flat, Strip, white, labeled, Printed vertically: consecutive numbers 1 ... 10, 11 ... 20, etc. up to 91 ... 100, mounting type: snap into flat marker groove, for terminal block width: 3.5 mm, lettering field size: 5.15 x 3.5 mm, Number of individual labels: 10

Marker for terminal blocks - UCT-TMF 3,5 CUS - 0829644



Marker for terminal blocks, can be ordered: by sheet, white, labeled according to customer specifications, mounting type: snap into flat marker groove, for terminal block width: 3.5 mm, lettering field size: 2.7 x 4.7 mm, Number of individual labels: 108

### Partition plate

Spacer plate - DP PS-3,5 - 3031011



Spacer plate, length: 15.9 mm, width: 3.5 mm, height: 33.5 mm, number of positions: 1, color: red

### Planning and marking software

Software - CLIP-PROJECT ADVANCED - 5146040



Multilingual software for convenient configuration of Phoenix Contact products on standard DIN rails.

Software - CLIP-PROJECT PROFESSIONAL - 5146053



Multilingual software for terminal strip configuration. A marking module enables the professional marking of markers and labels for identifying terminal blocks, conductors and cables, and devices.

## Sensor/actuator terminal block - PTIO 1,5/S/3 - 3244410

### Accessories

---

#### Screwdriver tools

Actuation tool - ST-BW 0 - 1200135



Actuation tool, for all 1.5 mm<sup>2</sup> spring cages from PT 1,5/S and FT 1,5/S

---

#### Terminal marking

Marker for terminal blocks - UCTU-TM (3,5X7) - 0803666



Marking material specially for PTIO 1.5/S... terminal block range

---

Zack Marker strip, flat - ZBF 3,5:UNBEDRUCKT - 0829392



Zack Marker strip, flat, Strip, white, unlabeled, can be labeled with: PLOTMARK, CMS-P1-PLOTTER, mounting type: snap into flat marker groove, for terminal block width: 3.5 mm, lettering field size: 3.5 x 5.2 mm, Number of individual labels: 10

---

Marker for terminal blocks - UCT-TMF 3,5 - 0829486



Marker for terminal blocks, Sheet, white, unlabeled, can be labeled with: TOPMARK NEO, TOPMARK LASER, BLUEMARK ID COLOR, BLUEMARK ID, BLUEMARK CLED, THERMOMARK PRIME, THERMOMARK CARD 2.0, THERMOMARK CARD, mounting type: snap into flat marker groove, for terminal block width: 3.5 mm, lettering field size: 2.7 x 4.7 mm, Number of individual labels: 108

---

#### Test plug terminal block

## Sensor/actuator terminal block - PTIO 1,5/S/3 - 3244410

### Accessories

Test plugs - MPS-MT - 0201744



Test plugs, with solder connection up to 1 mm<sup>2</sup> conductor cross section, color: gray

---

Test plugs - PS-3,5 - 3031010



Test plugs, color: red

---

Test plugs - PS-3,5/E - 3031012



Test plugs, color: red

---

### Additional products

Sensor/actuator terminal block - PTIO-IN 2,5/3 OG - 3244559



Sensor/actuator terminal block, Power terminal, nom. voltage: 250 V, nominal current: 20 A, connection method: Push-in connection, number of connections: 2, cross section: 0.2 mm<sup>2</sup> - 4 mm<sup>2</sup>, AWG: 24 - 12, width: 7 mm, color: orange, mounting type: NS 35/7,5, NS 35/15

---