

Feed-through terminal block - PTS 2,5 - 3211799

Please be informed that the data shown in this PDF Document is generated from our Online Catalog. Please find the complete data in the user's documentation. Our General Terms of Use for Downloads are valid (<http://phoenixcontact.com/download>)



Feed-through terminal block, Connection method: Push-in connection, Cross section: 0.14 mm² - 4 mm², AWG: 26 - 12, Width: 5.2 mm, Color: gray, Mounting type: NS 35/7,5, NS 35/15

Why buy this product

- 2, 3, and 4-conductor terminal blocks with the same shape
- Ground terminal blocks of the same shape are available
- The PTS 2,5, which is equipped with four bridge shafts, offers a wide range of potential bridging options
- Angled conductor entry for use in flat terminal boxes
- Large space saving when used in concealed wiring systems

Key Commercial Data

Packing unit	1 STK
Minimum order quantity	50 STK
Weight per Piece (excluding packing)	7.600 g
Custom tariff number	85369010
Country of origin	Poland

Technical data

General

Number of levels	1
Number of connections	2
Potentials	1
Nominal cross section	2.5 mm ²
Color	gray
Insulating material	PA
Flammability rating according to UL 94	V0

Feed-through terminal block - PTS 2,5 - 3211799

Technical data

General

Rated surge voltage	8 kV
Overvoltage category	III
Insulating material group	I
Maximum load current	30 A (with 4 mm ² conductor cross section)
Nominal current I _N	24 A
Nominal voltage U _N	800 V
Open side panel	Yes
Shock protection test specification	DIN EN 50274 (VDE 0660-514):2002-11
Back of the hand protection	guaranteed
Finger protection	guaranteed
Result of surge voltage test	Test passed
Surge voltage test setpoint	9.8 kV
Result of power-frequency withstand voltage test	Test passed
Power frequency withstand voltage setpoint	2 kV
Result of the test for mechanical stability of terminal points (5 x conductor connection)	Test passed
Result of bending test	Test passed
Bending test rotation speed	10 rpm
Bending test turns	135
Bending test conductor cross section/weight	0.14 mm ² / 0.2 kg
	2.5 mm ² / 0.7 kg
	4 mm ² / 0.9 kg
Tensile test result	Test passed
Conductor cross section tensile test	0.14 mm ²
Tractive force setpoint	10 N
Conductor cross section tensile test	2.5 mm ²
Tractive force setpoint	50 N
Conductor cross section tensile test	4 mm ²
Tractive force setpoint	60 N
Result of tight fit on support	Test passed
Tight fit on carrier	NS 35
Setpoint	1 N
Result of voltage-drop test	Test passed
Requirements, voltage drop	≤ 3.2 mV
Result of temperature-rise test	Test passed
Short circuit stability result	Test passed
Conductor cross section short circuit testing	2.5 mm ²

Feed-through terminal block - PTS 2,5 - 3211799

Technical data

General

Short-time current	0.3 kA
Conductor cross section short circuit testing	4 mm ²
Short-time current	0.48 kA
Result of aging test	Test passed
Ageing test for screwless modular terminal block temperature cycles	192
Result of thermal test	Test passed
Proof of thermal characteristics (needle flame) effective duration	30 s
Oscillation, broadband noise test result	Test passed
Test specification, oscillation, broadband noise	DIN EN 50155 (VDE 0115-200):2008-03
Test spectrum	Service life test category 1, class B, body mounted
Test frequency	f ₁ = 5 Hz to f ₂ = 150 Hz
ASD level	1.857 (m/s ²) ² /Hz
Acceleration	0,8 g
Test duration per axis	5 h
Test directions	X-, Y- and Z-axis
Shock test result	Test passed
Test specification, shock test	DIN EN 50155 (VDE 0115-200):2008-03
Shock form	Half-sine
Acceleration	5 g
Shock duration	30 ms
Number of shocks per direction	3
Test directions	X-, Y- and Z-axis (pos. and neg.)
Relative insulation material temperature index (Elec., UL 746 B)	130 °C
Temperature index of insulation material (DIN EN 60216-1 (VDE 0304-21))	125 °C
Static insulating material application in cold	-60 °C
Behavior in fire for rail vehicles (DIN 5510-2)	Test passed
Flame test method (DIN EN 60695-11-10)	V0
Oxygen index (DIN EN ISO 4589-2)	>32 %
NF F16-101, NF F10-102 Class I	2
NF F16-101, NF F10-102 Class F	2
Surface flammability NFPA 130 (ASTM E 162)	passed
Specific optical density of smoke NFPA 130 (ASTM E 662)	passed
Smoke gas toxicity NFPA 130 (SMP 800C)	passed
Calorimetric heat release NFPA 130 (ASTM E 1354)	27,5 MJ/kg
Fire protection for rail vehicles (DIN EN 45545-2) R22	HL 1 - HL 3
Fire protection for rail vehicles (DIN EN 45545-2) R23	HL 1 - HL 3
Fire protection for rail vehicles (DIN EN 45545-2) R24	HL 1 - HL 3

Feed-through terminal block - PTS 2,5 - 3211799

Technical data

General

Fire protection for rail vehicles (DIN EN 45545-2) R26	HL 1 - HL 3
--	-------------

Dimensions

Width	5.2 mm
End cover width	2.2 mm
Length	49 mm
Height NS 35/7,5	43 mm
Height NS 35/15	50.5 mm

Connection data

Connection method	Push-in connection
Connection in acc. with standard	IEC 60947-7-1
Conductor cross section solid min.	0.14 mm ²
Conductor cross section solid max.	4 mm ²
Conductor cross section AWG min.	26
Conductor cross section AWG max.	12
Conductor cross section flexible min.	0.14 mm ²
Conductor cross section flexible max.	2.5 mm ²
Min. AWG conductor cross section, flexible	26
Max. AWG conductor cross section, flexible	14
Conductor cross section flexible, with ferrule without plastic sleeve min.	0.14 mm ²
Conductor cross section flexible, with ferrule without plastic sleeve max.	2.5 mm ²
Conductor cross section flexible, with ferrule with plastic sleeve min.	0.14 mm ²
Conductor cross section flexible, with ferrule with plastic sleeve max.	2.5 mm ²
2 conductors with same cross section, stranded, TWIN ferrules with plastic sleeve, max.	0.5 mm ²
Stripping length	8 mm ... 10 mm
Internal cylindrical gage	A3
Stripping length	8 mm ... 10 mm

Standards and Regulations

Connection in acc. with standard	CSA
	IEC 60947-7-1
Flammability rating according to UL 94	V0


Environmental Product Compliance

China RoHS	Environmentally friendly use period: unlimited = EFUP-e
	No hazardous substances above threshold values

Drawings

Feed-through terminal block - PTS 2,5 - 3211799

Circuit diagram



Approvals


Approvals


Approvals


UL Recognized / VDE Zeichengenehmigung / cUL Recognized / LR / RS / ABS / NK / IECCE CB Scheme / CSA / BV / EAC / EAC / DNV GL / PRS / cULus Recognized

Ex Approvals

Approval details

UL Recognized  http://database.ul.com/cgi-bin/XYV/template/LISEXT/1FRAME/index.htm FILE E 60425		
	B	C
mm ² /AWG/kcmil	26-12	26-12
Nominal current I _N	20 A	20 A
Nominal voltage U _N	600 V	600 V

VDE Zeichengenehmigung  http://www.vde.com/en/Institute/OnlineService/VDE-approved-products/Pages/Online-Search.aspx 40032222	
mm ² /AWG/kcmil	0.2-2.5
Nominal current I _N	24 A
Nominal voltage U _N	800 V

cUL Recognized  http://database.ul.com/cgi-bin/XYV/template/LISEXT/1FRAME/index.htm FILE E 60425		
	B	C
mm ² /AWG/kcmil	26-12	26-12
Nominal current I _N	20 A	20 A
Nominal voltage U _N	600 V	600 V

Feed-through terminal block - PTS 2,5 - 3211799


Approvals

LR <http://www.lr.org/en/10/20040>


RS <http://www.rs-head.spb.ru/en/index.php/11.04057.250>

ABS <http://www.eagle.org/eagleExternalPortalWEB/10-HG638461-1-PDA>

NK <http://www.classnk.or.jp/hp/en/14ME0912>

IECEE CB Scheme  <http://www.iecee.org/DE1-55660/M2>

mm ² /AWG/kcmil	0.2-2.5
Nominal voltage UN	800 V

CSA  <http://www.csagroup.org/services/testing-and-certification/certified-product-listing/13631>

	B	C
mm ² /AWG/kcmil	26-12	26-12
Nominal current IN	20 A	20 A
Nominal voltage UN	600 V	600 V


BV <http://www.veristar.com/portal/veristarinfo/generalinfo/approved/approvedProducts/equipmentAndMaterials/25278/A3/BV>

EAC 7500651.22.01.00246

EAC EAC-Zulassung

DNV GL <https://www.dnvgl.com/TAE00000UD>

PRS <http://www.prs.pl/TE/2107/880590/16>

cULus Recognized  <http://database.ul.com/cgi-bin/XYV/template/LISEXT/1FRAME/index.htm>

