

Feed-through terminal block - ST 1,5 - 3031076

Please be informed that the data shown in this PDF Document is generated from our Online Catalog. Please find the complete data in the user's documentation. Our General Terms of Use for Downloads are valid (<http://phoenixcontact.com/download>)



Feed-through terminal block, Connection method: Spring-cage connection, Cross section: 0.08 mm² - 1.5 mm², AWG: 28 - 16, Width: 4.2 mm, Color: gray, Mounting type: NS 35/7,5, NS 35/15

Product Features

- The consistent double function shaft offers every opportunity for time-saving potential distribution and accommodating test accessories
- As well as saving space, the compact design and front connection enable user-friendly wiring in a small amount of space
- The large wiring space enables the use of conductors with ferrules and plastic collars within the nominal cross section
- Tested for railway applications



Key Commercial Data

Packing unit	1 pc
Minimum order quantity	50 pc
Weight per Piece (excluding packing)	5.032 g
Custom tariff number	85369010
Country of origin	Germany

Technical data

General

Number of levels	1
Number of connections	2
Nominal cross section	1.5 mm ²
Color	gray
Insulating material	PA
Flammability rating according to UL 94	V0
Area of application	Railway industry
	Mechanical engineering

Feed-through terminal block - ST 1,5 - 3031076

Technical data

General

	Plant engineering
	Process industry
Rated surge voltage	6 kV
Degree of pollution	3
Overvoltage category	III
Insulating material group	I
Connection in acc. with standard	IEC 60947-7-1
Maximum load current	17.5 A (with 1.5 mm ² conductor cross section)
Nominal current I _N	17.5 A
Nominal voltage U _N	500 V
Open side panel	Yes
Shock protection test specification	DIN EN 50274 (VDE 0660-514):2002-11
Back of the hand protection	guaranteed
Finger protection	guaranteed
Result of surge voltage test	Test passed
Surge voltage test setpoint	7.3 kV
Result of power-frequency withstand voltage test	Test passed
Power frequency withstand voltage setpoint	1.89 kV
Result of the test for mechanical stability of terminal points (5 x conductor connection)	Test passed
Result of bending test	Test passed
Bending test rotation speed	10 rpm
Bending test turns	135
Bending test conductor cross section/weight	0.08 mm ² / 0.1 kg
	1.5 mm ² / 0.4 kg
Tensile test result	Test passed
Conductor cross section tensile test	0.08 mm ²
Tractive force setpoint	5 N
Conductor cross section tensile test	1.5 mm ²
Tractive force setpoint	40 N
Result of tight fit on support	Test passed
Tight fit on carrier	NS 35
Setpoint	1 N
Result of voltage-drop test	Test passed
Result of temperature-rise test	Test passed
Short circuit stability result	Test passed
Conductor cross section short circuit testing	1.5 mm ²

Feed-through terminal block - ST 1,5 - 3031076

Technical data

General

Short-time current	0.18 kA
Result of aging test	Test passed
Ageing test for screwless modular terminal block temperature cycles	192
Result of thermal test	Test passed
Proof of thermal characteristics (needle flame) effective duration	30 s
Oscillation, broadband noise test result	Test passed
Test specification, oscillation, broadband noise	DIN EN 50155 (VDE 0115-200):2008-03
Test spectrum	Service life test category 1, class B, body mounted
Test frequency	$f_1 = 5 \text{ Hz}$ to $f_2 = 150 \text{ Hz}$
ASD level	$1.857 \text{ (m/s}^2\text{)}^2\text{/Hz}$
Acceleration	0.8g
Test duration per axis	5 h
Test directions	X-, Y- and Z-axis
Shock test result	Test passed
Test specification, shock test	DIN EN 50155 (VDE 0115-200):2008-03
Shock form	Semi-sinusoidal
Acceleration	5 g
Shock duration	30 ms
Number of shocks per direction	3
Test directions	X-, Y- and Z-axis (pos. and neg.)
Relative insulation material temperature index (Elec., UL 746 B)	130 °C
Temperature index of insulation material (DIN EN 60216-1 (VDE 0304-21))	125 °C
Static insulating material application in cold	-60 °C

Dimensions

Width	4.2 mm
End cover width	2.2 mm
Length	48.5 mm
Height NS 35/7,5	36.5 mm
Height NS 35/15	44 mm

Connection data

Connection method	Spring-cage connection
Connection in acc. with standard	IEC 60947-7-1
Conductor cross section solid min.	0.08 mm ²
Conductor cross section solid max.	1.5 mm ²
Conductor cross section AWG min.	28
Conductor cross section AWG max.	16

Feed-through terminal block - ST 1,5 - 3031076

Technical data

Connection data

Conductor cross section flexible min.	0.08 mm ²
Conductor cross section flexible max.	1.5 mm ²
Min. AWG conductor cross section, flexible	28
Max. AWG conductor cross section, flexible	16
Conductor cross section flexible, with ferrule without plastic sleeve min.	0.14 mm ²
Conductor cross section flexible, with ferrule without plastic sleeve max.	1.5 mm ²
Conductor cross section flexible, with ferrule with plastic sleeve min.	0.14 mm ²
Conductor cross section flexible, with ferrule with plastic sleeve max.	1.5 mm ²
2 conductors with same cross section, stranded, TWIN ferrules with plastic sleeve, max.	0.5 mm ²
Connection in acc. with standard	IEC/EN 60079-7
Conductor cross section solid min.	0.08 mm ²
Conductor cross section solid max.	1.5 mm ²
Conductor cross section AWG min.	28
Conductor cross section AWG max.	16
Conductor cross section flexible min.	0.08 mm ²
Conductor cross section flexible max.	1.5 mm ²
Stripping length	10 mm
Internal cylindrical gage	A1

Standards and Regulations

Connection in acc. with standard	CSA
	IEC 60947-7-1
Flammability rating according to UL 94	V0

Classifications

eCl@ss

eCl@ss 4.0	27141121
eCl@ss 4.1	27141121
eCl@ss 5.0	27141120
eCl@ss 5.1	27141120
eCl@ss 6.0	27141120
eCl@ss 7.0	27141120
eCl@ss 8.0	27141120
eCl@ss 9.0	27141120

Feed-through terminal block - ST 1,5 - 3031076

Classifications

ETIM

ETIM 2.0	EC000897
ETIM 3.0	EC000897
ETIM 4.0	EC000897
ETIM 5.0	EC000897

UNSPSC

UNSPSC 6.01	30211811
UNSPSC 7.0901	39121410
UNSPSC 11	39121410
UNSPSC 12.01	39121410
UNSPSC 13.2	39121410

Approvals

Approvals

Approvals


CSA / UL Recognized / VDE Gutachten mit Fertigungsüberwachung / cUL Recognized / LR / BV / RS / KR / NK / IECCEB Scheme / EAC / EAC / cULus Recognized

Ex Approvals

IECEX / ATEX / EAC Ex


Approvals submitted


Approval details


CSA 		B	C
	mm ² /AWG/kcmil	26-14	26-14
	Nominal current I _N	15 A	15 A
	Nominal voltage U _N	300 V	300 V

Feed-through terminal block - ST 1,5 - 3031076

Approvals

UL Recognized 		
	B	C
mm ² /AWG/kcmil	26-14	26-14
Nominal current I _N	15 A	15 A
Nominal voltage U _N	300 V	300 V

VDE Gutachten mit Fertigungsüberwachung 	
mm ² /AWG/kcmil	1.5
Nominal current I _N	17.5 A
Nominal voltage U _N	500 V

cUL Recognized 		
	B	C
mm ² /AWG/kcmil	26-14	26-14
Nominal current I _N	15 A	15 A
Nominal voltage U _N	300 V	300 V

LR

BV


RS

KR

NK

Feed-through terminal block - ST 1,5 - 3031076

Approvals

IECEE CB Scheme 	
mm ² /AWG/kcmil	1.5
Nominal voltage UN	500 V

EAC

EAC

cULus Recognized 

Drawings

Circuit diagram

