

Feed-through terminal block - UK 35 - 3008012

Please be informed that the data shown in this PDF Document is generated from our Online Catalog. Please find the complete data in the user's documentation. Our General Terms of Use for Downloads are valid (<http://phoenixcontact.com/download>)




Feed-through terminal block, Connection method: Screw connection, Cross section: 0.75 mm² - 50 mm², AWG: 18 - 1/0, Width: 15.1 mm, Color: gray, Mounting type: NS 35/7,5, NS 35/15, NS 32

Product Features

- The large wiring space enables the connection of solid and stranded conductors without ferrules, even above the nominal cross section
- As well as saving space, the compact design enables user-friendly wiring in a small amount of space
- Optimum screwdriver guidance through closed screw shafts
- The multi-conductor connection offers maximum flexibility and wiring density



Key Commercial Data

Packing unit	1 pc
GTIN	 4 017918 091552
Weight per Piece (excluding packing)	58.0 g
Custom tariff number	85369010
Country of origin	Germany

Technical data

General

Number of levels	1
Number of connections	2
Nominal cross section	35 mm ²
Color	gray
Insulating material	PA
Flammability rating according to UL 94	V0

Feed-through terminal block - UK 35 - 3008012

Technical data

General

Rated surge voltage	8 kV
Degree of pollution	3
Overvoltage category	III
Insulating material group	I
Connection in acc. with standard	IEC 60947-7-1
Maximum load current	150 A (with 50 mm ² conductor cross section)
Nominal current I _N	125 A
Nominal voltage U _N	1000 V
Open side panel	No
Shock protection test specification	DIN EN 50274 (VDE 0660-514):2002-11
Back of the hand protection	guaranteed
Finger protection	guaranteed
Result of surge voltage test	Test passed
Surge voltage test setpoint	9.8 kV
Result of power-frequency withstand voltage test	Test passed
Power frequency withstand voltage setpoint	2.2 kV
Result of the test for mechanical stability of terminal points (5 x conductor connection)	Test passed
Result of bending test	Test passed
Bending test rotation speed	10 rpm
Bending test turns	135
Bending test conductor cross section/weight	0.75 mm ² / 0.4 kg
	35 mm ² / 6.8 kg
	50 mm ² / 9.5 kg
Tensile test result	Test passed
Conductor cross section tensile test	0.75 mm ²
Tractive force setpoint	30 N
Conductor cross section tensile test	35 mm ²
Tractive force setpoint	190 N
Conductor cross section tensile test	50 mm ²
Tractive force setpoint	236 N
Result of tight fit on support	Test passed
Tight fit on carrier	NS 32/NS 35
Setpoint	10 N
Result of voltage-drop test	Test passed
Requirements, voltage drop	≤ 3.2 mV
Result of temperature-rise test	Test passed

Feed-through terminal block - UK 35 - 3008012

Technical data

General

Short circuit stability result	Test passed
Conductor cross section short circuit testing	35 mm ²
Short-time current	4.2 kA
Conductor cross section short circuit testing	50 mm ²
Short-time current	6 kA
Result of thermal test	Test passed
Proof of thermal characteristics (needle flame) effective duration	30 s
Relative insulation material temperature index (Elec., UL 746 B)	130 °C
Temperature index of insulation material (DIN EN 60216-1 (VDE 0304-21))	125 °C
Static insulating material application in cold	-60 °C

Dimensions

Width	15.1 mm
Length	50 mm
Height NS 35/7,5	62 mm
Height NS 35/15	69.5 mm
Height NS 32	67 mm

Connection data

Connection method	Screw connection
Connection in acc. with standard	IEC 60947-7-1
Conductor cross section solid min.	0.75 mm ²
Conductor cross section solid max.	50 mm ²
Conductor cross section AWG min.	18
Conductor cross section AWG max.	1/0
Conductor cross section flexible min.	0.75 mm ²
Conductor cross section flexible max.	35 mm ²
Min. AWG conductor cross section, flexible	18
Max. AWG conductor cross section, flexible	2
Conductor cross section flexible, with ferrule without plastic sleeve min.	0.75 mm ²
Conductor cross section flexible, with ferrule without plastic sleeve max.	35 mm ²
Conductor cross section flexible, with ferrule with plastic sleeve min.	0.75 mm ²
Conductor cross section flexible, with ferrule with plastic sleeve max.	35 mm ²
2 conductors with same cross section, solid min.	0.75 mm ²
2 conductors with same cross section, solid max.	16 mm ²
2 conductors with same cross section, stranded min.	0.75 mm ²
2 conductors with same cross section, stranded max.	10 mm ²
2 conductors with same cross section, stranded, TWIN ferrules with plastic sleeve, min.	0.75 mm ²

Feed-through terminal block - UK 35 - 3008012

Technical data

Connection data

2 conductors with same cross section, stranded, TWIN ferrules with plastic sleeve, max.	6 mm ²
2 conductors with same cross section, stranded, ferrules without plastic sleeve, min.	0.75 mm ²
2 conductors with same cross section, stranded, ferrules without plastic sleeve, max.	10 mm ²
Connection in acc. with standard	IEC/EN 60079-7
Conductor cross section solid min.	0.75 mm ²
Conductor cross section solid max.	50 mm ²
Conductor cross section AWG min.	18
Conductor cross section AWG max.	1
Conductor cross section flexible min.	0.75 mm ²
Conductor cross section flexible max.	35 mm ²
Stripping length	16 mm
Internal cylindrical gage	B9
Screw thread	M6
Tightening torque, min	3.2 Nm
Tightening torque max	3.7 Nm

Standards and Regulations

Connection in acc. with standard	CSA
	IEC 60947-7-1
Flammability rating according to UL 94	V0

Classifications

eCl@ss

eCl@ss 4.0	27141120
eCl@ss 4.1	27141120
eCl@ss 5.0	27141120
eCl@ss 5.1	27141120
eCl@ss 6.0	27141120
eCl@ss 7.0	27141120
eCl@ss 8.0	27141120
eCl@ss 9.0	27141120

ETIM

ETIM 2.0	EC000897
ETIM 3.0	EC000897

Feed-through terminal block - UK 35 - 3008012

Classifications

ETIM

ETIM 4.0	EC000897
ETIM 5.0	EC000897

UNSPSC

UNSPSC 6.01	30211811
UNSPSC 7.0901	39121410
UNSPSC 11	39121410
UNSPSC 12.01	39121410
UNSPSC 13.2	39121410

Approvals

Approvals

Approvals


CSA / UL Recognized / KEMA-KEUR / LR / RS / PRS / KR / NK / CCA / IECCEB Scheme / cUL Recognized / EAC / GL / cULus Recognized

Ex Approvals

IECEX / ATEX / UL Recognized / cUL Recognized / EAC Ex / GL / cULus Recognized

Approvals submitted

Approval details

CSA 		
	B	C
mm ² /AWG/kcmil	18-1/0	18-1/0
Nominal current I _N	150 A	150 A
Nominal voltage U _N	600 V	600 V

Feed-through terminal block - UK 35 - 3008012

Approvals

UL Recognized		
	B	C
mm ² /AWG/kcmil	18-1/0	18-1/0
Nominal current IN	150 A	150 A
Nominal voltage UN	600 V	600 V

KEMA-KEUR	
mm ² /AWG/kcmil	35
Nominal voltage UN	1000 V

LR

RS

PRS

KR


NK

CCA	
mm ² /AWG/kcmil	35

IECEE CB Scheme	
mm ² /AWG/kcmil	35
Nominal voltage UN	1000 V

Feed-through terminal block - UK 35 - 3008012

Approvals

cUL Recognized 		
	B	C
mm ² /AWG/kcmil	18-1/0	18-1/0
Nominal current I _N	150 A	150 A
Nominal voltage U _N	600 V	600 V

EAC

GL

cULus Recognized 