

Single relay - REL-MR-110DC/21HC - 2961338

Please be informed that the data shown in this PDF Document is generated from our Online Catalog. Please find the complete data in the user's documentation. Our General Terms of Use for Downloads are valid (<http://phoenixcontact.com/download>)



Plug-in miniature power relay, with power contact for high continuous currents, 1 PDT, input voltage 110 V DC

Product Features

- Switching current of up to 16 A



Key Commercial Data

Packing unit	1 pc
Minimum order quantity	10 pc
Weight per Piece (excluding packing)	16.94 g
Custom tariff number	85364900
Country of origin	Austria

Technical data

Dimensions

Width	12.7 mm
Height	29 mm
Depth	15.7 mm

Ambient conditions

Ambient temperature (operation)	-40 °C ... 85 °C
Ambient temperature (storage/transport)	-40 °C ... 85 °C

Coil side

Nominal input voltage U_N	110 V DC
Typical input current at U_N	4.1 mA
Typical response time	7 ms
Typical release time	3 ms

Single relay - REL-MR-110DC/21HC - 2961338

Technical data

Coil side

Coil resistance	26600 Ω \pm 15 % (at 20 °C)
Power dissipation for nominal condition	0.45 W

Contact side

Contact type	1 PDT
Contact material	AgNi
Maximum switching voltage	250 V AC/DC
Minimum switching voltage	12 V (at 10 mA)
Min. switching current	10 mA (at 12 V)
Maximum inrush current	50 A (20 ms)
Limiting continuous current	16 A
Interrupting rating (ohmic load) max.	384 W (at 24 V DC)
	58 W (at 48 V DC)
	48 W (at 60 V DC)
	50 W (at 110 V DC)
	80 W (at 220 V DC)
	4000 VA (for 250 V AC)
Switching capacity in acc. with DIN VDE 0660/IEC 60947	2 A (at 24 V, DC13)
	0.2 A (at 110 V, DC13)
	0.2 A (at 250 V, DC13)
	6 A (at 24 V, AC15)
	6 A (at 120 V, AC15)
	6 A (at 250 V, AC15)

General

Test voltage relay winding/relay contact	5 kV AC (50 Hz, 1 min.)
Operating mode	100% operating factor
Degree of protection	RT II (flux-proof)
Mechanical service life	3 x 10 ⁷ cycles
Standards/regulations	IEC 60664
	EN 50178
	IEC 62103
Degree of pollution	3
Overvoltage category	III
Mounting position	any
Assembly instructions	Can be aligned without spacing (> 70 °C \geq 2.5 mm)

Standards and Regulations

Connection in acc. with standard	CUL
----------------------------------	-----

Single relay - REL-MR-110DC/21HC - 2961338

Technical data

Standards and Regulations

Standards/regulations	IEC 60664
	EN 50178
	IEC 62103
Degree of pollution	3
Overvoltage category	III

Classifications

eCl@ss

eCl@ss 4.0	27371104
eCl@ss 4.1	27371104
eCl@ss 5.0	27371001
eCl@ss 5.1	27371001
eCl@ss 6.0	27371001
eCl@ss 7.0	27371001
eCl@ss 8.0	27371601
eCl@ss 9.0	27371601

ETIM

ETIM 2.0	EC000196
ETIM 3.0	EC000196
ETIM 4.0	EC000196
ETIM 5.0	EC001437

UNSPSC

UNSPSC 6.01	30211916
UNSPSC 7.0901	39121515
UNSPSC 11	39121515
UNSPSC 12.01	39121515
UNSPSC 13.2	39121515

Approvals

Approvals

Approvals

UL Recognized / VDE Gutachten mit Fertigungsüberwachung / cUL Recognized / GL / EAC / EAC / UL Recognized / cUL Recognized / cULus Recognized

Single relay - REL-MR-110DC/21HC - 2961338

Approvals

Ex Approvals

Approvals submitted

Approval details

UL Recognized 

VDE Gutachten mit Fertigungsüberwachung 

cUL Recognized 


GL

EAC

EAC

UL Recognized

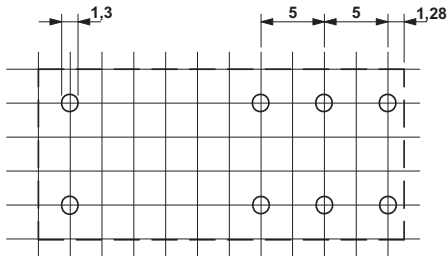
cUL Recognized

cULus Recognized 

Drawings

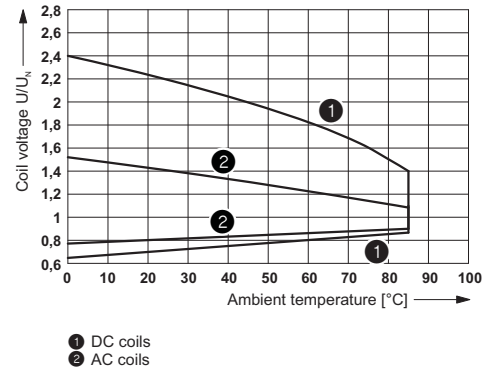
Single relay - REL-MR-110DC/21HC - 2961338

Drilling diagram



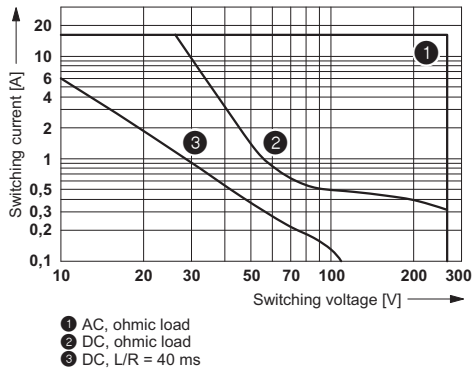
a = pitch division 2.5 mm

Diagram



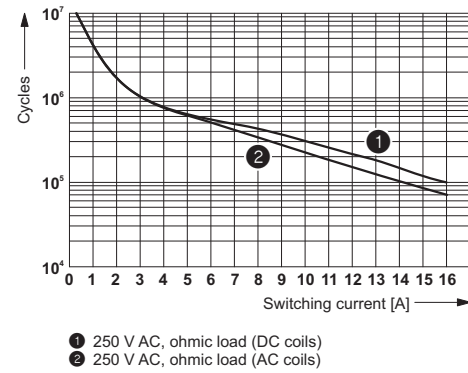
Operating voltage range

Diagram



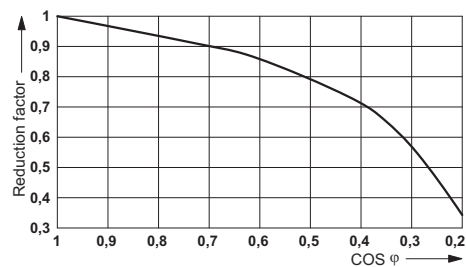
Interrupting rating

Diagram



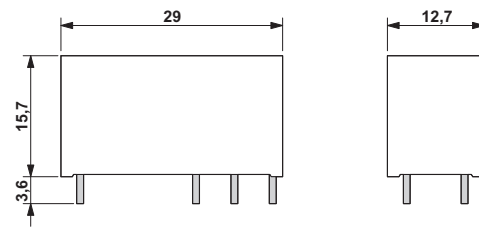
Electrical service life

Diagram



Service life reduction factor with various cos phi

Dimensional drawing



Single relay - REL-MR-110DC/21HC - 2961338

Circuit diagram

