

Electronic housing - EMG 45-LG - 2946191

Please be informed that the data shown in this PDF Document is generated from our Online Catalog. Please find the complete data in the user's documentation. Our General Terms of Use for Downloads are valid (<http://phoenixcontact.com/download>)



Electronic housing, for PCB insertion, without screw connection terminal blocks and cover

Your advantages

- ✓ Choice of four cover sizes in transparent or color versions
- ✓ Practical and easy-to-wire conductor connections
- ✓ High degree of flexibility due to the wide choice of versions
- ✓ Space-saving accommodation of electronic components in finely graded module versions available with 10 to 150 mm pitch
- ✓ User-friendly and safe mounting on DIN rails according to EN 60715
- ✓ Uniform and appropriate housing technology
- ✓ Inflammability class V0 insulation material (according to UL 94)
- ✓ Shock and contamination-proof accommodation of electronic components
- ✓ Universal PCBs for all pitches

Key Commercial Data

| | |
|--------------------------------------|---------------------|
| Packing unit | 1 pc |
| Minimum order quantity | 5 pc |
| GTIN | 4 017918 082154 |
| GTIN | 4017918082154 |
| Weight per Piece (excluding packing) | 42.000 g |
| Custom tariff number | 85472000 |
| Country of origin | Germany |

Technical data

General

Electronic housing - EMG 45-LG - 2946191

Technical data

General

| | |
|------------------|--------------------------------|
| Housing type | Component housing |
| Housing material | Polycarbonate fiber reinforced |
| Color (RAL) | green |

Ambient conditions

| | |
|---------------------------------|-------------------|
| Ambient temperature (operation) | -40 °C ... 125 °C |
|---------------------------------|-------------------|

Dimensions

| | |
|--------|---------|
| Length | 75 mm |
| Height | 47.5 mm |
| Width | 45 mm |
| Pitch | 5.08 mm |
| Depth | 75 mm |

Technical data

| | |
|----------------------------------|-------|
| Power dissipation without gap | 2 W |
| Power dissipation with 20 mm gap | 2.4 W |
| Number of positions | 16 |

Connection data

| | |
|---------------------------------------|---------------------|
| Conductor cross section solid min. | 0.2 mm ² |
| Conductor cross section solid max. | 4 mm ² |
| Conductor cross section flexible min. | 0.2 mm ² |
| Conductor cross section flexible max. | 2.5 mm ² |
| Conductor cross section AWG min. | 24 |
| Conductor cross section AWG max. | 12 |
| Stripping length | 8 mm |

Standards and Regulations

| | |
|--|----|
| Flammability rating according to UL 94 | V0 |
|--|----|

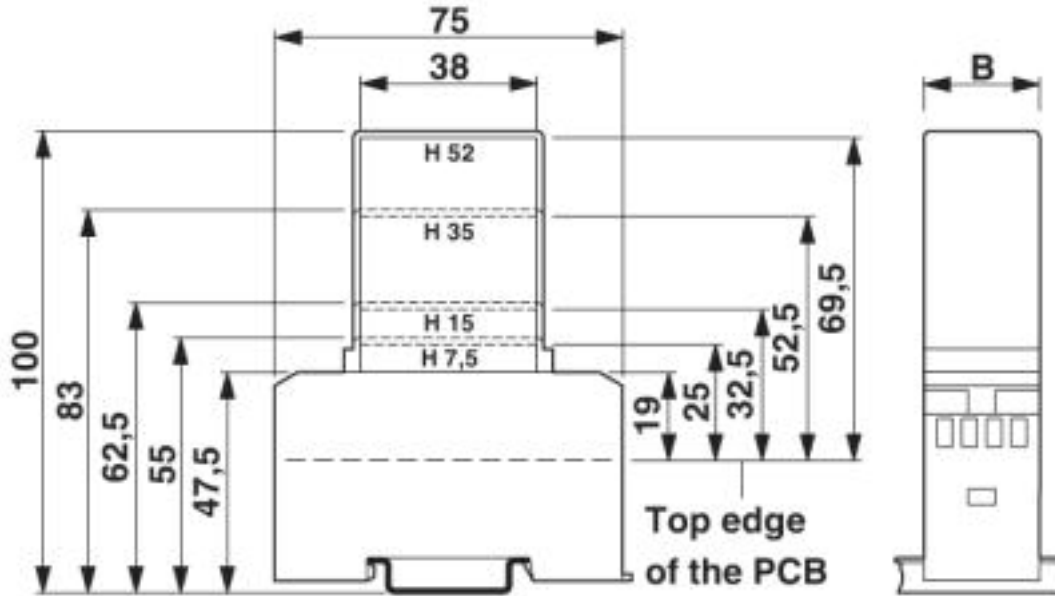
Environmental Product Compliance

| | |
|------------|---|
| China RoHS | Environmentally friendly use period: unlimited = EFUP-e |
| | No hazardous substances above threshold values |

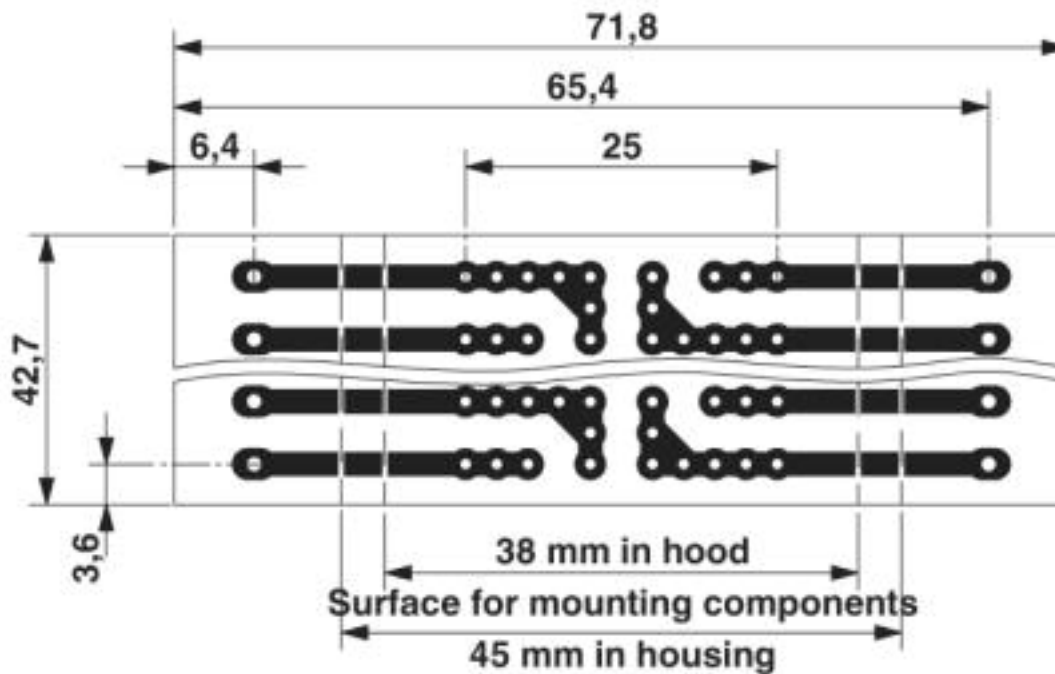
Drawings

Electronic housing - EMG 45-LG - 2946191

Dimensional drawing



Dimensional drawing



Pitch 5.08 mm
a = Area for mounting components, 38 mm in the hood

Electronic housing - EMG 45-LG - 2946191

b = Area for mounting components, 45 mm in the housing

Classifications

eCl@ss

| | |
|------------|----------|
| eCl@ss 4.0 | 27180400 |
| eCl@ss 4.1 | 27180400 |
| eCl@ss 5.0 | 27180500 |
| eCl@ss 5.1 | 27180500 |
| eCl@ss 6.0 | 27180800 |
| eCl@ss 7.0 | 27182702 |
| eCl@ss 8.0 | 27182702 |
| eCl@ss 9.0 | 27182702 |

ETIM

| | |
|----------|----------|
| ETIM 2.0 | EC001031 |
| ETIM 3.0 | EC001031 |
| ETIM 4.0 | EC001031 |
| ETIM 5.0 | EC001031 |
| ETIM 6.0 | EC001031 |
| ETIM 7.0 | EC001031 |

UNSPSC

| | |
|---------------|----------|
| UNSPSC 6.01 | 31261501 |
| UNSPSC 7.0901 | 31261501 |
| UNSPSC 11 | 31261501 |
| UNSPSC 12.01 | 31261501 |
| UNSPSC 13.2 | 31261501 |

Approvals

Approvals

Approvals


EAC

Ex Approvals

Approval details

Electronic housing - EMG 45-LG - 2946191

Approvals

| | | |
|-----|---|---------|
| EAC |  | B.01742 |
|-----|---|---------|

Accessories

Accessories

Device marking

Marking material - EMG-GKS 22 - 2941594



Device marking label, width: 22 mm, area: 22 x 8 mm, e.g. for EML(20x8) R adhesive marking material

Marking material - EMG-GKS 22 - 2941594



Device marking label, width: 22 mm, area: 22 x 8 mm, e.g. for EML(20x8) R adhesive marking material

Filler plug

Electronic housing - EMG-KA - 2941510



Terminal block/screw cover, set consisting of 50 strips each for terminal blocks and screw openings, 1 strip covers 12 terminal points.

Electronic housing - EMG-KA - 2941510



Terminal block/screw cover, set consisting of 50 strips each for terminal blocks and screw openings, 1 strip covers 12 terminal points.

Electronic housing - EMG 45-LG - 2946191

Accessories

PCB

Electronic housing - P 1-EMG 45 - 2946243



PCB for assembling electronic components

Marking material - EMG-GKS 12 - 2947035



Device marking label, width: 12 mm, area: 12 x 8 mm, e.g. for EML(10x7) R adhesive marking material

Marking material - EMG-GKS 12 - 2947035



Device marking label, width: 12 mm, area: 12 x 8 mm, e.g. for EML(10x7) R adhesive marking material

Necessary add-on products

Electronic housing - EMG 45-H 7,5MM KLAR - 2946214



Covering hood, for the contact and dust-protected encapsulation of the components, in transparent design. Height: 7.5 mm

Electronic housing - EMG 45-H 15MM KLAR - 2946227



Covering hood, for the contact and dust-protected encapsulation of the components, in transparent design. Height: 15 mm, width: 45 mm

Electronic housing - EMG 45-LG - 2946191

Accessories

Electronic housing - EMG 45-H 35MM KLAR - 2942140



Covering hood, for the contact and dust-protected encapsulation of the components, in transparent design. Height: 35 mm, width: 45 mm

Electronic housing - EMG 45-H 52MM GN - 2946230



Covering hood, for the contact and dust-protected encapsulation of the components, in green design. Height: 52 mm, width: 45 mm