

Repeater power supply - MINI MCR-SL-RPS-I-I - 2864422

Please be informed that the data shown in this PDF Document is generated from our Online Catalog. Please find the complete data in the user's documentation. Our General Terms of Use for Downloads are valid (<http://phoenixcontact.com/download>)



MCR repeater power supplies, screw connection, input signal: (0)4..20 mA, output signal: (0)4..20 mA

Product Description

The 6.2 mm wide MINI MCR-SL-RPS-I-I... repeater power supply supplies transmitters in the field and electrically isolates the input signal from the output signal. The module can be used in both isolator and repeater power supply operation. Electrically isolated 0...20 mA or 4...20 mA analog standard signals are available on the input and output side. The power supply (19.2 V DC to 30 V DC) can be supplied via connection terminal blocks on the modules or in conjunction with the DIN rail connector.

Product Features

- Power supply possible via the foot element (TBUS)
- Can be used as an isolator with passive input
- Highly-compact repeater power supplies for electrical isolation, amplification, and filtering of standard analog signals
- 3-way isolation
- Supply of 2-wire and passive 3-wire sensors



Key Commercial Data

Packing unit	1 pc
Weight per Piece (excluding packing)	72.2 g
Custom tariff number	85437090
Country of origin	Germany

Technical data

Note

Utilization restriction	EMC: class A product, see manufacturer's declaration in the download area
-------------------------	---

Dimensions

Repeater power supply - MINI MCR-SL-RPS-I-I - 2864422

Technical data

Dimensions

Width	6.2 mm
Height	93.1 mm
Depth	102.5 mm

Ambient conditions

Ambient temperature (operation)	-20 °C ... 60 °C
Ambient temperature (storage/transport)	-40 °C ... 85 °C
Degree of protection	IP20

Input data

Description of the input	Current input (sensor circuit)
Number of inputs	1
Current input signal	4 mA ... 20 mA (repeater power supply and isolator operation)
	0 mA ... 20 mA (isolator operation)
Max. input current	28 mA
Input resistance current input	approx. 50 Ω
Transmitter supply voltage	U _B - max. 4.5 V for load 0 mA ... 20 mA
Transmitter supply voltage range	14.7 V DC ... 25.5 V DC

Output data

Output name	Current output
Number of outputs	1
Current output signal	4 mA ... 20 mA (repeater power supply and isolator operation)
	0 mA ... 20 mA (isolator operation)
Max. output current	28 mA
Load/output load current output	≤ 500 Ω (I = 20 mA)
Transmission Behavior	1:1 to input signal

Power supply

Nominal supply voltage	24 V DC
Supply voltage range	19.2 V DC ... 30 V DC (The DIN rail bus connector (ME 6,2 TBUS-2 1,5/5-ST-3,81 GN, Order No. 2869728) can be used to bridge the supply voltage. It can be snapped onto a 35 mm DIN rail according to EN 60715))
Power consumption	< 900 mW (at 24 V DC and in repeater power supply operation)
	< 600 mW (at 24 V DC and in isolator operation)

Connection data

Connection method	Screw connection
Conductor cross section solid min.	0.2 mm ²
Conductor cross section solid max.	2.5 mm ²
Conductor cross section AWG min.	26

Repeater power supply - MINI MCR-SL-RPS-I-I - 2864422

Technical data

Connection data

Conductor cross section AWG max.	12
Conductor cross section flexible min.	0.2 mm ²
Conductor cross section flexible max.	2.5 mm ²
Stripping length	12 mm
Screw thread	M3

General

No. of channels	1
Maximum transmission error	≤ 0.2 % (of final value)
Transmission error, typical	≤ 0.1 % (of final value)
Maximum temperature coefficient	< 0.01 %/K
Temperature coefficient, typical	< 0.002 %/K
Limit frequency (3 dB)	approx. 100 Hz
Step response (10-90%)	approx. 3.5 ms
Protective circuit	Transient protection
Electrical isolation	Basic insulation according to EN 61010
Overvoltage category	II
Degree of pollution	2
Rated insulation voltage	50 V AC/DC
Test voltage, input/output/supply	1.5 kV (50 Hz, 1 min.)
Electromagnetic compatibility	Conformance with EMC Directive 2004/108/EC
Noise emission	EN 61000-6-4
Noise immunity	EN 61000-6-2 When being exposed to interference, there may be minimal deviations.
Color	green
Housing material	PBT
Mounting position	any
Assembly instructions	To bridge the supply voltage, the DIN rail connector (ME 6,2 TBUS-2 1,5/5-ST-3,81 GN, Order No. 2869728) can be used. It can be snapped onto a 35 mm DIN rail according to EN 60715.
Conformance	CE-compliant
ATEX	# II 3 G Ex nA IIC T4 Gc X
UL, USA / Canada	UL 508 Recognized
	Class I, Div. 2, Groups A, B, C, D T5
GL	GL EMC 2 D

EMC data

Designation	Electromagnetic RF field
Standards/regulations	EN 61000-4-3

Repeater power supply - MINI MCR-SL-RPS-I-I - 2864422

Technical data

EMC data

Typical deviation from the measuring range final value	10 %
Designation	Fast transients (burst)
Standards/regulations	EN 61000-4-4
Typical deviation from the measuring range final value	10 %
Designation	Conducted interferences
Standards/regulations	EN 61000-4-6
Typical deviation from the measuring range final value	10 %

Standards and Regulations

Electromagnetic compatibility	Conformance with EMC Directive 2004/108/EC
Noise emission	EN 61000-6-4
Connection in acc. with standard	CUL
Designation	Electromagnetic RF field
Standards/regulations	EN 61000-4-3
	EN 61000-4-4
Designation	Conducted interferences
Standards/regulations	EN 61000-4-6
Electrical isolation	Basic insulation according to EN 61010
Conformance	CE-compliant
ATEX	# II 3 G Ex nA IIC T4 Gc X
UL, USA / Canada	UL 508 Recognized
	Class I, Div. 2, Groups A, B, C, D T5
GL	GL EMC 2 D

Classifications

eCl@ss

eCl@ss 4.0	27210120
eCl@ss 4.1	27210120
eCl@ss 5.0	27210120
eCl@ss 5.1	27210120
eCl@ss 6.0	27210120
eCl@ss 7.0	27210120
eCl@ss 8.0	27210120
eCl@ss 9.0	27210120

ETIM

ETIM 2.0	EC001485
----------	----------

Repeater power supply - MINI MCR-SL-RPS-I-I - 2864422

Classifications

ETIM

ETIM 3.0	EC001485
ETIM 4.0	EC001485
ETIM 5.0	EC002653

UNSPSC

UNSPSC 6.01	30211506
UNSPSC 7.0901	39121008
UNSPSC 11	39121008
UNSPSC 12.01	39121008
UNSPSC 13.2	39121008

Approvals

Approvals

Approvals


UL Recognized / cUL Recognized / GL / EAC / cULus Recognized


Ex Approvals

UL Listed / cUL Listed / ATEX / cULus Listed

Approvals submitted

Approval details

UL Recognized 


cUL Recognized 
--

GL

EAC

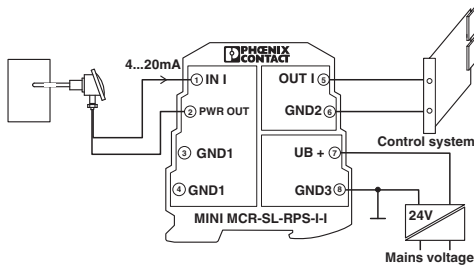
Repeater power supply - MINI MCR-SL-RPS-I-I - 2864422

Approvals

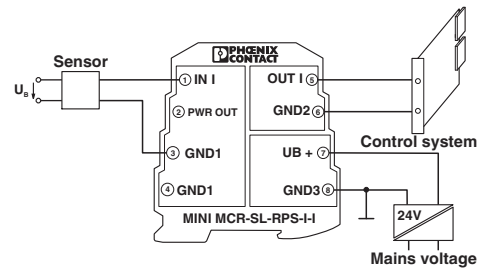


Drawings

Application drawing



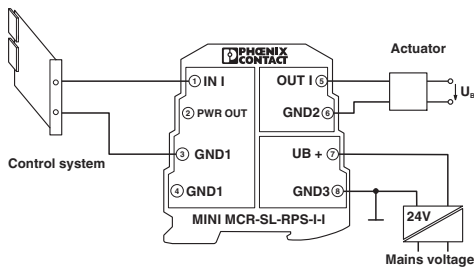
Application drawing



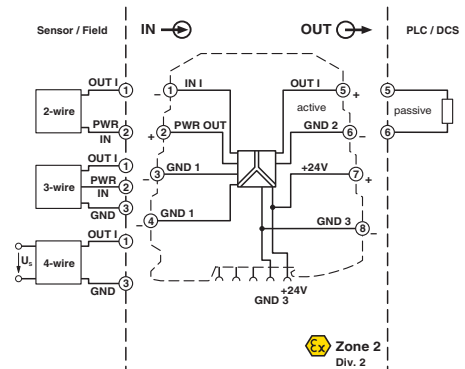
Repeater power supply operation with a passive sensor

Isolator operation with an active sensor

Application drawing



Block diagram



Isolator operation at the analog output module

Repeater power supply - MINI MCR-SL-RPS-I-I - 2864422

Dimensional drawing

