

Relay Module - PR2-RSC3-LV-120AC/2X21 - 2834669

Please be informed that the data shown in this PDF Document is generated from our Online Catalog. Please find the complete data in the user's documentation. Our General Terms of Use for Downloads are valid (<http://phoenixcontact.com/download>)



Preassembled relay modules with screw connection, consisting of: Relay socket, industrial relay with integrated LED and engage/disengage manual actuate lever, varistor protective module and relay retaining bracket. Input voltage: 120 V AC, two PDTs, 10 A

The figure shows the 24 V DC version

Product Features

- With DC types, freewheeling diode is integrated in relay
- Relay with detectable manual operation and status LED
- Mechanical switch position indicator
- Logical contact arrangement thanks to 1/3-level relay base
- 4 PDT types with multi-layer gold contacts



Key Commercial Data

Packing unit	1 pc
Minimum order quantity	5 pc
Weight per Piece (excluding packing)	117.16 g
Custom tariff number	85364900
Country of origin	Japan

Technical data

Note

Utilization restriction	EMC: class A product, see manufacturer's declaration in the download area
-------------------------	---

Dimensions

Width	27 mm
Height	78.5 mm
Depth	86 mm

Ambient conditions

Relay Module - PR2-RSC3-LV-120AC/2X21 - 2834669

Technical data

Ambient conditions

Ambient temperature (operation)	-25 °C ... 60 °C
Ambient temperature (storage/transport)	-25 °C ... 70 °C

Coil side

Nominal input voltage U_N	120 V AC
Typical input current at U_N	11 mA (at 50 Hz)
	9 mA (At 60 Hz)
Typical response time	4 ms ... 10 ms
Typical release time range	3 ms ... 12 ms
Protective circuit	Varistor
Operating voltage display	LED red

Contact side

Contact type	2 PDT
Contact material	Ag
Maximum switching voltage	250 V AC/DC
Minimum switching voltage	5 V
Min. switching current	1 mA
Maximum inrush current	20 A (15 ms)
Limiting continuous current	10 A
Interrupting rating (ohmic load) max.	240 W (at 24 V DC)
	160 W (at 48 V DC)
	110 W (at 60 V DC)
	72 W (at 110 V DC)
	130 W (at 220 V DC)
	2500 VA (for 250 V AC)

Connection data input side

Connection name	Coil side
Connection method	Screw connection
Stripping length	7 mm
Screw thread	M3
Conductor cross section solid	0.14 mm ² ... 2.5 mm ²
Conductor cross section flexible	0.14 mm ² ... 2.5 mm ²
Conductor cross section AWG	26 ... 14

Connection data output side

Connection name	Contact side
Connection method	Screw connection

Relay Module - PR2-RSC3-LV-120AC/2X21 - 2834669

Technical data

Connection data output side

Stripping length	7 mm
Screw thread	M3
Conductor cross section solid	0.14 mm ² ... 2.5 mm ²
Conductor cross section flexible	0.14 mm ² ... 2.5 mm ²
Conductor cross section AWG	26 ... 14

General

Test voltage relay winding/relay contact	2 kV (50 Hz, 1 min.)
Test voltage relay contact/relay contact	2 kV (50 Hz, 1 min.)
Operating mode	100% operating factor
Mechanical service life	5 x 10 ⁷ cycles
Standards/regulations	IEC 60664
	EN 50178
	IEC 62103
Degree of pollution	3
Overvoltage category	II
Mounting position	any
Assembly instructions	In rows with zero spacing

Standards and Regulations

Standards/regulations	IEC 60664
	EN 50178
	IEC 62103
Degree of pollution	3
Overvoltage category	II

Articles in set

Relay socket - PR2-BSC3/4X21 - 2833576



Relay socket PR2-B, for industrial relay REL-IR with 2 or 4 PDT, 1/3-level version, screw connections, connection facility for input/interference suppression modules, for mounting on NS 35/7.5

Relay Module - PR2-RSC3-LV-120AC/2X21 - 2834669

Articles in set

Single relay - REL-IR/L-120AC/2X21 - 2834067



Plug-in industrial relay with power contacts, 2 PDTs, test button, status LED, mechanical switch setting display, input voltage: 120 V AC

Plug-in module - V-120-230UC - 2833880



Plug-in module, for mounting on PR1 and PR2, with varistor, input voltage: 120-230 V AC/DC \pm 20%

Relay retaining bracket - EL2-P35 - 2833592



Relay retaining bracket, with eject function and integrated equipment marking area (8 x 25 mm), to suit relay socket PR2, for 35 mm high industrial relay

Classifications

eCl@ss

eCl@ss 4.0	27371102
eCl@ss 4.1	27371102
eCl@ss 5.0	27371603
eCl@ss 5.1	27371603
eCl@ss 6.0	27371603
eCl@ss 7.0	27371603
eCl@ss 8.0	27371601
eCl@ss 9.0	27371601

ETIM

ETIM 2.0	EC001456
ETIM 3.0	EC001456
ETIM 4.0	EC001456

Relay Module - PR2-RSC3-LV-120AC/2X21 - 2834669

Classifications

ETIM

ETIM 5.0	EC001437
----------	----------

UNSPSC

UNSPSC 6.01	30211917
UNSPSC 7.0901	39121516
UNSPSC 11	39121516
UNSPSC 12.01	39121516
UNSPSC 13.2	39121516

Approvals

Approvals

Approvals

EAC

Ex Approvals

Approvals submitted

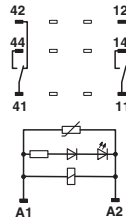
Approval details

EAC

Drawings

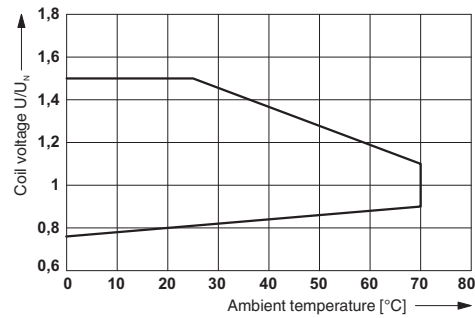
Relay Module - PR2-RSC3-LV-120AC/2X21 - 2834669

Circuit diagram



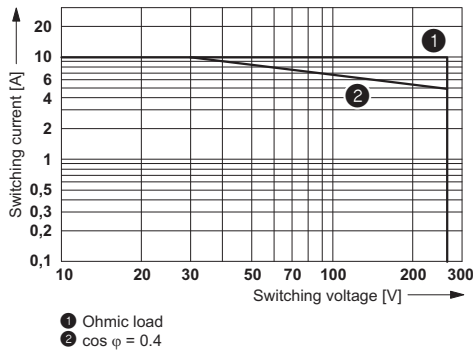
) The contacts 21, 22, 24 are connected to the relay base connections 41, 42, 44.

Diagram

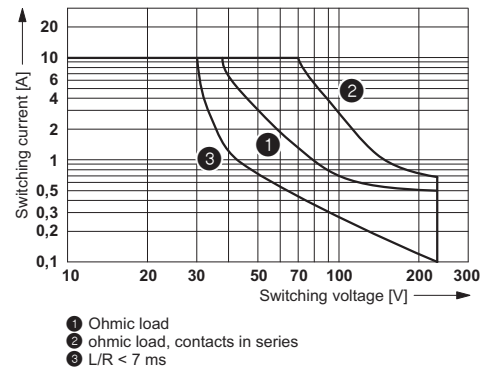


Operating voltage range of relay $T_u = T_{coil}$

Diagram



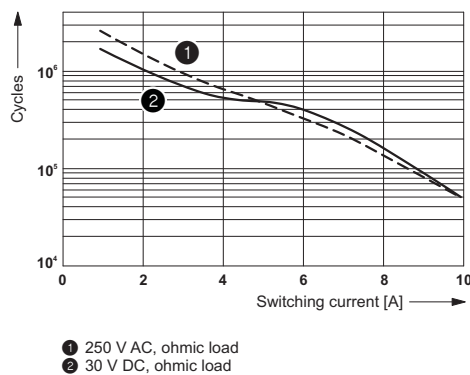
Diagram



AC interrupting rating

DC interrupting rating

Diagram



Electrical service life

